

**Cornell University Library**  
**Ithaca, New York**

---

FROM


*Superintendent of*  
*Documents*

---


---

# Date Due

AUG 20 1947			
APR 23 1953 J R			
<del>WEST 2 2 1957 M P</del>			

Cornell University Library  
HC56 .M68 1919  
International price comparisons, by West  
  
3 1924 032 342 929  
olin

HC  
56  
M68  
1919



Cornell University  
Library

The original of this book is in  
the Cornell University Library.

There are no known copyright restrictions in  
the United States on the use of the text.

<http://www.archive.org/details/cu31924032342929>









DEPARTMENT OF COMMERCE

WILLIAM C. REDFIELD, Secretary

HISTORY OF PRICES DURING THE WAR

---

# INTERNATIONAL PRICE COMPARISONS

BY

WESLEY C. MITCHELL

assisted by

MARGARET L. GOLDSMITH and FLORENCE K. MIDDLEAUGH



Published by the Department of Commerce in  
cooperation with the War Industries Board

---

PRICE, 25 CENTS

Sold by the Superintendent of Documents, Government Printing Office  
Washington, D. C.

---

WASHINGTON  
GOVERNMENT PRINTING OFFICE

1919

COPY  
UNIVERSITY



# CONTENTS.

	Page.
I. Aim, scope, and method of the international price comparisons.....	1
1. Aim.....	1
2. Tables of foreign and American prices.....	1
3. How the general trend of price fluctuations in different countries is measured.....	2
4. Use of foreign index numbers.....	5
5. Countries covered by the investigation.....	6
II. American prices during the war and the peace-time relations between American and European price fluctuations.....	7
1. Price fluctuations in the United States during the war.....	7
2. Correspondence between the price fluctuations of different coun- tries in times of peace.....	13
III. Fluctuations of prices in foreign countries and in the United States in 1913- 1918.....	17
1. English and American price fluctuations.....	17
2. French and American price fluctuations.....	27
3. Italian and American price fluctuations.....	29
4. Russian and American price fluctuations.....	31
5. Japanese and American price fluctuations.....	33
6. British Indian and American price fluctuations.....	35
7. Australian and American price fluctuations.....	37
8. Canadian and American price fluctuations.....	40
9. German, Austrian, and American price fluctuations.....	42
10. Scandinavian and American price fluctuations.....	46
11. Argentinian and American price fluctuations.....	51
12. Conclusions.....	53
13. Acknowledgments.....	53
14. Explanation of terms.....	55
15. Tables of actual and relative prices of commodities in the United States and the following 13 foreign countries:	
England.....	56
France.....	156
Italy.....	186
Russia.....	210
Japan.....	226
India.....	250
Australia.....	266
Germany.....	310
Austria.....	320
Denmark.....	330
Sweden.....	342
Norway.....	350
Argentina.....	362
16. Tables of actual prices of commodities in the following foreign countries:	
Japan.....	376
India.....	382
17. Bibliography.....	384

LIST OF COMMODITIES QUOTED IN VARIOUS COUNTRIES,  
WITH THE UNITED STATES COMMODITIES USED FOR  
COMPARISON.<sup>a</sup>

I. UNITED KINGDOM.

[150 commodities.]

United Kingdom.	United States.	Page.
Acetone.....	Acetone.....	56
Acid, acetic, 60 per cent.....	Acid, acetic, 28 per cent.....	56
Acid, carbolic, crystals, 34/35°.....	Acid, carbolic, crystals (phenol).....	56
Acid, muriatic (tower salts), 30° Tw.....	Acid, muriatic, 20°.....	58
Acid, nitric, 80°.....	Acid, nitric, 42°.....	58
Acid, oxalic.....	Acid, oxalic.....	58
Acid, sulphuric, 168°.....	Acid, sulphuric, 66°.....	60
Acid, tartaric, powder.....	Acid, tartaric, crystals.....	60
Alumina, sulphate of, pure.....	Aluminum sulphate, commercial.....	60
Ammonia, anhydrous.....	Ammonia, anhydrous.....	62
Ammonia, sulphate of.....	Ammonia, sulphate of.....	62
Aniline oil, pure.....	Aniline oil.....	62
Arsenic, white, powdered.....	Arsenous oxide (white arsenic).....	64
Bacon, Canadian, green sides.....	Bacon, rough sides, smoked, loose.....	64
Barley, British Gazette price.....	Barley, good to fair.....	64
Barium, sulphate of, native levigated.....	Barium sulphate, blanc fixe.....	66
Beans, English.....	Beans, medium choice.....	66
Beef, British.....	Beef, fresh carcass, good native steers.....	66
Benzol, 50/80 per cent.....	Benzol, 90 per cent.....	68
Bleaching powder.....	Bleaching powder.....	68
Brass, sheet.....	Brass, sheet.....	68
Burlap, bags, Chilean oats and harley.....	Burlap, 40-inch, 10½-ounce, Calcutta.....	70
Butter, British, first quality.....	Butter, creamery, extra firsts.....	70
Cabbages.....	Cabbages.....	70
Calcium, chloride of.....	Calcium chloride, 70-75 per cent, fused.....	72
Casein.....	Casein.....	72
Cattle, store, shorthorns, yearling.....	Calves, veal, prime, 100 pounds.....	72
Cement, Portland.....	Cement, Portland.....	74
Cheese, Canadian.....	Cheese, whole milk, American twins.....	74
Coal, anthracite, best malting.....	Coal, anthracite, egg.....	74
Coal, Lancashire, best house.....	Coal, bituminous (Pittsburgh).....	76
Coal, steam, best, Lancashire.....	Coal, bituminous (Hocking).....	76
Coal, steam, smalls, best Cardiff.....	Coal, semibituminous, Pocahontas.....	76
Cocoa, Grenada, good to fine.....	Cocoa bean, Grenada, medium choice.....	78
Coffee, Costa Rica, good to fine.....	Coffee, Rio, No. 7, Brazil grades.....	78
Coke, furnace, best, South Wales.....	Coke, Connellsville, furnace.....	78
Copper, English selected.....	Copper, casting.....	80
Copper, standard.....	Copper, ingot, electrolytic.....	80
Copper, sheet, sheathing and rods.....	Copper, sheet.....	80
Copper, sulphate of.....	Copper sulphate.....	82
Copper wire.....	Copper wire.....	82
Copperas, green, in bulk.....	Copperas.....	82
Cotton, American, middling.....	Cotton, upland middling.....	84
Cotton cloth, 32-inch printed, 116 yards, 16 by 16, 32/50.....	Cotton cloth, 27-inch, 64 by 60, 7.60 yards per pound.....	84
Cotton cloth, 32-inch shirtings, 76 yards, 19 by 19, 32's/40's.....	Cotton cloth, 39-inch, 68 by 72, 30's/40's, 4.75 yards.....	84
Cotton yarn, 60's twist, Egyptian.....	Cotton yarn, 60's, combed peeler cones.....	86
Cotton yarn, 40's wett.....	Cotton yarn, 40's, carded peeler shuttle cops.....	86
Creosote, ordinary good liquid.....	Creosote oil.....	86
Ducks, London, live.....	Ducks, live.....	88
Eggs, British, first quality.....	Eggs, firsts, fresh-gathered.....	88
Flour, wheat, town household.....	Flour, wheat, standard patent.....	88
Fowls, live.....	Fowls, live, choice.....	90
Fustic, Jamaica.....	Fustic sticks.....	90
Gambier.....	Gambier (Singapore cubes).....	90
Glue, best bone (bone liquid glue).....	Glue.....	92
Glycerin, industrial, S. C., 1,260°.....	Glycerin, chemically pure.....	92
Hams, American, green, long cut.....	Hams, smoked, loose.....	92
Hay, best.....	Hay, clover, No. 1.....	94
Hemp, manila.....	Hemp, manila.....	94
Hides, cattle, 50/59.....	Hides, cattle, extreme light Texas steers.....	94

<sup>a</sup> Complete descriptions of commodities quoted are given here and not in the tables.

CONTENTS.

I. UNITED KINGDOM—Continued.

United Kingdom.	United States.	Page.
Hides, cattle, 60/69.....	Hides, cattle, light Texas steers.....	96
Hides, cattle, 70/79.....	Hides, cattle, packers' heavy native steers.....	96
Hides, cattle, dry and dry-salted, Central American.	Hides, cattle, Bogota.....	96
Hides, cattle, salted, Australian.....	Hides, cattle, Vera Cruz.....	98
Hogs, porkers.....	Hogs, heavy.....	98
Indigo, Bengal, good red violet.....	Indigo.....	98
Iron, bar, unmarked, South Staffordshire.....	Iron, bar, common.....	100
Iron, bar, Welsh ports.....	Iron, bar, best refined.....	100
Iron, hoop, ordinary bedstead.....	Iron, hoop.....	100
Iron, pig, Middlesborough, good marked bars.....	Iron, pig, foundry, No. 2.....	102
Lamb, Argentine.....	Lamb, dressed, round.....	102
Lard, American, boxes.....	Lard, prime contract.....	102
Lead, acetate of, white.....	Lead, acetate of, white crystals.....	104
Lead, carbonate of (white lead), pure.....	Lead, carbonate of, basic, American.....	104
Lead, nitrate of.....	Lead, nitrate of.....	104
Lead, red.....	Lead, red.....	106
Lead, soft, foreign.....	Lead, pig.....	106
Lime.....	Lime.....	106
Lime, acetate of, gray, 80 per cent.....	Lime, acetate of.....	108
Logwood, Campeche.....	Logwood sticks.....	108
Lumber, Dantzic and Memel.....	Lumber, pine.....	108
Magnesium, sulphate of.....	Magnesium, sulphate of (epsom salts).....	110
Mutton, Argentine, frozen.....	Mutton, dressed.....	110
Mutton, English.....	Mutton, legs.....	110
Oatmeal, Aberdeen.....	Oatmeal, carload lots, in barrels.....	112
Oats, British Gazette price.....	Oats, contract grades.....	112
Oil, coconut, crude.....	Oil, coconut, Ceylon, domestic.....	112
Oil, cottonseed.....	Oil, cottonseed, crude, in barrels.....	114
Oil, linseed.....	Oil, linseed, raw, in barrels.....	114
Onions, Valencia.....	Onions.....	114
Petroleum, American.....	Petroleum, 150° fire test, water white.....	116
Pork, British.....	Pork, fresh loins.....	116
Potassium, bichromate of.....	Potassium, bichromate of.....	116
Potassium, chlorate of.....	Potassium, chlorate of, crystals.....	118
Potassium, muriate of.....	Potassium, muriate of.....	118
Potassium, nitrate of.....	Potassium, nitrate of (saltpeter).....	118
Potassium, permanganate of.....	Potassium, permanganate of.....	120
Potassium, sulphate of, 90 per cent.....	Potassium, sulphate of, 80-90 per cent.....	120
Potatoes, English.....	Potatoes, good to choice, white.....	120
Rice, Bassein.....	Rice, Honduras Head, domestic, clean.....	122
Rubber, Para, fine hard.....	Rubber, Para Island, fine.....	122
Sheep, fat stock, Welsh.....	Sheep, prime.....	122
Shellac, T. N., orange, fair.....	Shellac.....	124
Silk, Cossimbuzzar, raw.....	Silk, Canton XX 14/16.....	124
Silk, Italian.....	Silk, Italian, classical, raw.....	124
Silk, Japan.....	Silk, Japanese, Kansaj, No. 1, 13-16.....	126
Silver, metal.....	Silver.....	126
Skins, calf, 12/16.....	Skins, calf, New England, 12/16.....	126
Skins, calf, light.....	Skins, calf, New England, 7/9.....	128
Skins, kip, first quality.....	Skins, kip.....	128
Soda ash, carbonated, 58 per cent (ammonia alkali).....	Soda ash, light, 58 per cent.....	128
Sodium, bicarbonate of, crystals.....	Sodium, bicarbonate of.....	130
Sodium, borate of (borax), crystals.....	Sodium, borate of.....	130
Sodium, hydrate of (75 per cent carbonate soda).....	Sodium, hydroxide of (carbonate soda), solid, 76-78 per cent.....	130
Sodium, nitrate of, 95 per cent.....	Sodium, nitrate of, 95 per cent.....	132
Sodium, silicate of (liquid 100° Tw).....	Sodium, silicate of, liquid.....	132
Sodium, sulphate of (salt cake).....	Sodium, sulphate of (salt cake), glassmakers'.....	132
Sodium, sulphide of, Conc.....	Sodium, sulphide of, 60 per cent fused or broken.....	134
Steel rails, heavy.....	Steel rails, standard, Bessemer.....	134
Steel, sheet, douhles.....	Steel, sheet, black, No. 28.....	134
Steel, sheet, galvanized, flat, annealed, 18 g., South Wales.....	Steel, sheet, galvanized, No. 28.....	136
Steel, strip, mild Siemens, for nails, hinges, etc.....	Steel, bar, base price.....	136
Sugar, cane (West Indian sirups).....	Sugar, granulated, in barrels.....	136
Sulphur, brimstone, best thirds.....	Sulphur, brimstone, stick, crude.....	138
Tallow, imported.....	Tallow, special.....	138
Tea, Congow.....	Tea.....	138
Tin, English ingots.....	Tin, Straits, pig.....	140
Tin plates, Bessemer steel coke or Siemens (coke finish).....	Tin plates, Bessemer open-hearth.....	140
Tobacco, Virginia leaf (in bond).....	Tobacco, Burley, dark-red, good-leaf.....	140
Turpentine, American.....	Turpentine.....	142
Veal, British, first quality.....	Veal, city-dressed, good to prime.....	142
Wheat, British Gazette price.....	Wheat, No. 1, northern spring.....	142
Wood pulp, chemical, soda, unbleached.....	Wood pulp, chemical, soda.....	144
Wood pulp, chemical, sulphite bleached, good quality.....	Wood pulp, chemical, sulphite bleached.....	144
Wood pulp, mechanical, 50 per cent moist, un-wrapped.....	Wood pulp, ground.....	144

## I. UNITED KINGDOM—Continued.

United Kingdom.	United States.	Page.
Wool, Cape, firsts.....	Wool, South African.....	146
Wool, good Victoria.....	Wool, choice Sydney or Geelong merino, 64's.....	146
Wool, domestic, 1 incoln hogs.....	Wool, Buenos Aires, 36's.....	146
Wool, domestic, Scotch blackface.....	Wool, China ball, No. 2, open.....	148
Wool, Shropshire hogs.....	Wool, Territory combing, 1/2 blood.....	148
Wool tops, colonial, 40's, prepared.....	Wool tops, Buenos Aires, 40's.....	148
Wool tops, colonial, 50's.....	Wool tops, Buenos Aires, 46's.....	150
Wool tops, colonial, 60's, super.....	Wool tops, Territory, 60's.....	150
Wool tops, colonial, 70's.....	Wool tops, Australian, 64's.....	150
Wool yarns, 2/48 white botany.....	Wool yarns, 2/50's, fine Territory or domestic.....	152
Wool yarns, 3/12 white scotired hosiery (40's).....	Wool yarns, 2/5's, 2/10's, 1/4 blood.....	152
Wool yarns, 2/32's, worsted crossbred.....	Wool yarns, 2/26's, 2/30's, 1/4 blood.....	152
Wool yarns, 2/40's, worsted crossbred.....	Wool yarns, 2/40's, 1/2 blood.....	154
Zinc, pig (spelter), ordinary foreign.....	Zinc, pig, western.....	154
Zinc, sulphate of.....	Zinc, sulphate of.....	154

## II. FRANCE.

[44 commodities.]

France.	United States.	Page.
Acid, hydrochloric.....	Acid, hydrochloric.....	156
Acid, sulphuric.....	Acid, sulphuric, 66°.....	156
Ammonia, sulphate of.....	Ammonium sulphate.....	156
Barley.....	Barley, fair to good.....	158
Beef, dressed, first to third quality.....	Beef, fresh native sides.....	158
Butter from all sources.....	Butter, creamery, extra.....	158
Cocoa, Haiti.....	Cocoa, Bahia.....	160
Coffee, Santos.....	Coffee, Rio, No. 7.....	160
Copper, ingot, for manufacture of brass.....	Copper, ingot, electrolytic.....	160
Cotton, Louisiana ordinary.....	Cotton, upland middling.....	162
Flour, Corbeil brand.....	Flour, wheat, standard patents.....	162
Gasoline, mineral.....	Gasoline, motor.....	162
Glycerin, lixiviatione.....	Glycerin, dynamite (in drums).....	164
Glycerin, saponification.....	Glycerin, chemically pure (in bulk).....	164
Hay.....	Hay, alfalfa, No. 1.....	164
Lard, American.....	Lard, prime contract.....	166
Lead, various origins.....	Lead, pig.....	166
Lime, chloride of.....	Lime, acetate of.....	166
Mutton, dressed, first to third quality.....	Mutton, dressed.....	168
Oats, black (or gray).....	Oats, No. 2 mixed.....	168
Oil, colza.....	Oil, rapeseed, refined.....	168
Oil, linseed.....	Oil, linseed, raw.....	170
Oil, palm.....	Oil, palm, Lagos.....	170
Petroleum, refined.....	Oil, illuminating.....	170
Pork, dressed, first to third quality.....	Pork, loins.....	172
Potatoes.....	Potatoes, white, good to choice.....	172
Rice, Saigon, importation.....	Rice, Honduras head, domestic, clean.....	172
Rubber, fine Para.....	Rubber, Para Island, fine.....	174
Rye.....	Rye, No. 2.....	174
Silk, raw, Cevennes, second-class, 12/16.....	Silk, raw, European, classical, Italian.....	174
Soap, white, pure, olive oil.....	Soap, toilet.....	176
Soda, carbonate of.....	Soda, carbonate of.....	176
Soda, caustic, salts of (for manufacturing).....	Soda, caustic, 76-78 per cent solid.....	176
Soda, nitrate of.....	Soda, nitrate of, 95 per cent.....	178
Straw.....	Straw, wheat.....	178
Sugar, refined beet, first-quality.....	Sugar, granulated, in barrels.....	178
Superphosphate.....	Superphosphate, 16 per cent phosphoric acid.....	180
Tallow, native, fresh-melted.....	Tallow, packers' prime.....	180
Tin, English, from Cornwall.....	Tin, pig.....	180
Tin, Straits Settlements.....	Tin, pig, Straits.....	182
Wheat, national.....	Wheat, No. 1, northern spring.....	182
Wine, Rousillon, 10-11°.....	Wine, claret, California.....	182
Wool, Buenos Aires.....	Wool, Buenos Aires, 36's (scoured basis).....	184
Zinc, of Silesia.....	Zinc, spelter, prime western.....	184

III. ITALY.

[36 commodities.]

Italy.	United States.	Page.
Acid, citric, crystals.....	Acid, citric, crystals.....	186
Acid, sulphuric, 50/52.....	Acid, sulphuric, 50 per cent.....	186
Alcohol, industrial, 90 per cent.....	Alcohol, wood, refined, 95 per cent.....	186
Ammonia, sulphate of.....	Ammonia, sulphate of.....	188
Barley, national.....	Barley, fair to good, malting.....	188
Calves, slaughterhouse, first quality.....	Calves, veal, prime, 100 pounds.....	188
Coal, pit, New Pelton gas coal, first quality.....	Coal, bituminous, Pittsburgh, run of mine.....	190
Coal, pit, Newport, first quality.....	Coal, semibituminous, Pocohontas.....	190
Coffee, Santos.....	Coffee, Rio, No. 7.....	190
Coke, national Savona.....	Coke, Connellsville furnace.....	192
Copper, refined, in small cakes.....	Copper, ingot, electrolytic.....	192
Copper, sulphate of, national (bags).....	Copper, sulphate of (blue vitriol), 90 per cent.....	192
Flour, hard wheat, SST.....	Flour, wheat, standard patents.....	194
Hemp, first-class native, double-extra.....	Hemp, American, Kentucky, double-dressed.....	194
Hogs, slaughterhouse, fat.....	Hogs, bulk of sales.....	194
Lead, in cakes, first smelting.....	Lead, pig, desilverized.....	196
Leather, ordinary, 9-11 kilograms.....	Leather, rough-tanned.....	196
Lime, chloride of.....	Calcium, chloride of.....	196
Maize, domestic, Milanese Heights.....	Corn, No. 3, yellow.....	198
Oats, national, common.....	Oats, white, No. 3.....	198
Oil, olive, western Riviera, new harvest.....	Olive oil.....	198
Pine, sawed in boards.....	Common boards No. 1, S-2-S, 1 inch by 10 inches.....	200
Pine, squared in boards.....	Timbers, S-1, S-1-E, 6 inches by 8 inches by 16 feet.....	200
Pine, pitch, sawed in boards.....	Common boards, No. 1, S-2-S, 1 inch by 10 inches.....	200
Pine, pitch, sawed in beams.....	Timbers, S-1, S-1-E, 6 inches by 8 inches by 16 feet.....	202
Rice, Ostiglia or Novarese, first-class.....	Rice, Honduras head, domestic, clean.....	202
Rye, national.....	Rye, No. 2.....	202
Silk, raw, Italian.....	Silk, raw, European, classical (Italian).....	204
Soda crystals.....	Soda, bicarbonate of.....	204
Soda, nitrate of.....	Soda, nitrate of, 95 per cent.....	204
Steers, slaughterhouse, first quality (dead-weight).....	Steers, choice to prime, heavy heeves.....	206
Sugar, national, extra.....	Sugar, granulated, in barrels.....	206
Sulphur, raw, yellow, inferior.....	Sulphur, flour.....	206
Wheat, domestic, fine.....	Wheat, No. 2, hard winter.....	208
Wool, Cagliari (in grease).....	Wool, Ohio, Pennsylvania, and West Virginia, one-half blood, unwashed.....	208
Zinc, in cakes, first smelting.....	Zinc, spelter, prime western.....	208

IV. RUSSIA.

[23 commodities.]

Russia.	United States.	Page.
Barley.....	Barley, fair to good, malting.....	210
Coal, anthracite, lump.....	Coal, anthracite, chestnut.....	210
Coal, locomotive, central regions.....	Coal, bituminous, Pittsburgh, run of mines.....	210
Corn.....	Corn, No. 3, mixed (white and yellow).....	212
Copper, Ural, in bars.....	Copper, ingot, electrolytic.....	212
Cotton, raw, from American seeds.....	Cotton, upland middling.....	212
Flaxseed.....	Flaxseed.....	214
Hemp, raw, high quality.....	Hemp, Kentucky, American, double-dressed.....	214
Iron, pig, foundry (Russian Ural).....	Iron, pig, foundry, No. 2.....	214
Iron, sheet, for tanks.....	Steel plates (for tanks).....	216
Lead, ingots, ordinary.....	Lead, pig.....	216
Naphtha, dregs.....	Gasoline (motor).....	216
Oats.....	Oats, white, No. 3.....	218
Oil cake, linseed.....	Linseed meal.....	218
Petroleum.....	Illuminating oil, 150 fire test, tank-wagon prices.....	218
Rye.....	Rye, No. 2.....	220
Silk, Caucasian, 13/15.....	Silk, Japanese filature.....	220
Steel girders.....	Steel, structural, shapes, beam and channel.....	220
Sugar, beet, raw.....	Sugar, 96°, centrifugal.....	222
Tallow, mutton, melted, ordinary.....	Tallow, packers' prime.....	222
Tin, bars.....	Tin, pig, Strats.....	222
Wheat, Russian, Saratov.....	Wheat, No. 2, hard winter.....	224
Wool, Spanish (in grease).....	Wool, Ohio, Pennsylvania, and West Virginia, fine Delaine, unwashed.....	224

## V. JAPAN.

[36 commodities.]

Japan.	United States.	Page.
Barley, medium.....	Barley, fair to good, malting.....	226
Beans, red, Hokkaido, medium.....	Beans (dry), average price to farmers.....	226
Beef, cow, medium.....	Beef, fresh, Chicago, carcass, good native steers..	226
Brick, hard-baked, second-class.....	Brick, building.....	228
Coal, Karatsu, lump.....	Coal, bituminous, Pittsburgh.....	228
Copper, crude.....	Copper, lake.....	228
Cotton cloth, white, Takiwan, third-class.....	Cotton cloth, sheeting, brown, Indian Head, 36-inch, 44 by 48, 2.85 yards to pound.....	230
Cotton, ginned, foreign mixed brands.....	Cotton, upland middling.....	230
Cotton, yarn, foreign, Oshima.....	Cotton yarn, Eastern Peeler's cones, 2-60's, combed.....	230
Eggs, Chitama.....	Eggs, Western, fresh firsts.....	232
Hay, common.....	Clover, mixed, No. 2.....	232
Hemp, Yashu, ordinary.....	Hemp, American, Kentucky, double-dressed..	232
Iron, pig, foreign, Bethlehem.....	Pig iron, basic.....	234
Iron, pig, Japanese, in small bars.....	Pig iron, foundry, valley, ordinary deliveries..	234
Katsuoobushi (dried honito (fish)), Isu, medium.....	Codfish.....	234
Kerosene, first-class, Shasta.....	Illuminating oil, 150 fire test, tank-wagon prices..	236
Lead.....	Lead, pig, desilverized.....	236
Milk, first-class.....	Milk, fresh.....	236
Nails, foreign (6-8 bu in length).....	Nails, wire, 8-penny, fence and common.....	238
Oil, rapeseed, Isemizu.....	Oil, rapeseed, refined.....	238
Oil cake, hempseed.....	Cottonseed cake.....	238
Oil cake, tea-seed.....	do.....	240
Paper, Hanshi, Sugizaka, medium.....	Paper, news print.....	240
Pine board, 6 bu, Sendai, common stuff.....	Boards, white-pine.....	240
Pork, medium fat.....	Pork, loins.....	242
Rice, dark, Mino, medium.....	Rice, Japan head.....	242
Rice, refined, Japanese, superior grade.....	Rice, Honduras head, domestic, clean.....	242
Shingles, Teshu, common.....	Shingles, red-cedar.....	244
Silk, deep-blue colored.....	Silk (average of eight on U. S. market).....	244
Straw, common.....	Straw, wheat, No. 2.....	244
Sugar, brown, Taiwan, first-class.....	Sugar, raw, 96° centrifugal.....	246
Sugar, white, refined, domestic, S. A. A.....	Sugar, granulated, in barrels.....	246
Tea, medium.....	Tea, Formosa.....	246
Tiles, earthen.....	Tiles, hollow building.....	248
Wax, refined.....	Wax, paraffin, 133-135° M. P.....	248
Wheat, medium.....	Wheat, No. 2, hard winter.....	248

## VI. INDIA.

[24 commodities.]

India.	United States.	Page.
Barley.....	Barley, fair to good, malting.....	250
Copper, hrazier.....	Copper, ingot, electrolytic.....	250
Cotton, bleached, shirtings, 35 by 40.....	Cotton print cloth, 27-inch, 64 by 60, 7.6 yards to pound.....	250
Cotton, fully good machine-ginned, Oomras.....	Cotton, upland middling.....	252
Cotton yarn, gray, Wilkinson's, 40's.....	Cotton yarn, eastern peeler's cones, 36's, combed.....	252
Ginger.....	Ginger, Cochín, A B C.....	252
Indigo, good to fine, Bengal.....	Indigo, Bengal, low-grade.....	254
Iron, galvanized, corrugated sheet.....	Iron, corrugated roofing, galvanized, No. 28 gauge.....	254
Iron, hoop.....	Steel, hoop.....	254
Jute, Hessian cloth, 101-ounces, 40-inch.....	Jute burlap, 40-inch, 101-ounce, Calcutta.....	256
Jute, M in double triangle group, raw.....	Jute, spot, M in double triangle, shipment.....	256
Kerosene, American Elephant.....	Illuminating oil, 150 fire test, tank-wagon prices..	256
Linseed, small to medium.....	Flaxseed.....	258
Oats.....	Oats, white, No. 3.....	258
Rice, common.....	Rice, Honduras head, domestic, clean.....	258
Salt-peter, crude, 10 per cent.....	Potassium nitrate (salt-peter), refined.....	260
Shellac, T. N.....	Shellac, T. N., pure.....	260
Silk, raw, European flatrate.....	Silk, raw, European, classical Italian.....	260
Skins, goat.....	Skins, goat, India, Amritaas, 1,100 pounds per 500 skins.....	262
Sugar, Java, T. M. O., white.....	Sugar, granulated, in barrels.....	262
Tea, Pekoe, Assam.....	Tea, Ceylon, Pekoe.....	262
Tin, block (Sicca Rupees).....	Tin, pig, Straits.....	264
Wheat, club, No. 2.....	Wheat, No. 2, hard winter.....	264
Wool, raw, Thibetan.....	Wool, raw, Ohio, unwashed, fine Delaine.....	264



VII. AUSTRALIA.

[66 commodities.]

Australia.	United States.	Page.
Acid, citric.....	Acid, citric, crystals.....	266
Alum, lump.....	Alum, lump.....	266
Bacon.....	Bacon, rough sides, smoked, loose.....	266
Bananas, Queensland.....	Bananas, Jamaica.....	268
Beef, best.....	Beef, fresh native sides.....	268
Bran.....	Bran, in 100-pound jute sacks.....	268
Brass.....	Brass, sheet.....	270
Butter.....	Butter, creamery, extra firsts.....	270
Calves, very good.....	Calves, veal, prime, 100 pounds.....	270
Cement, Australian (bags).....	Cement, Portland, domestic.....	272
Cement, K. B. & S.....	.....do.....	272
Chaff, oat, local.....	Chaff, oat straw.....	272
Cheese.....	Cheese, whole milk, American.....	274
Coffee, Java.....	Coffee, East Indian Podang, interior.....	274
Copper, sheet.....	Copper, sheet, hot-rolled.....	274
Copper, sulphate of.....	Copper, sulphate of.....	276
Cows, prime cattle.....	Steers, choice to prime, heavy heeves.....	276
Dynamite.....	Dynamite, 40 per cent nitroglycerin.....	276
Eggs.....	Eggs, western, fresh, firsts.....	278
Flour.....	Flour, wheat standard patents.....	278
Fowls.....	Fowls, western killed, corned.....	278
Hams.....	Hams, smoked, loose.....	280
Hay, lucerna.....	Hay, alfalfa, No. 1.....	280
Hides, butchers' (Queensland), heavy weights.....	Hides, packers', heavy, native steers.....	280
Hides, butchers' (Queensland), light weights.....	Hides, packers', light, Texas steers.....	282
Honey.....	Honey, clover comb, low grades.....	282
Iron, galvanized, corrugated, Redcliffa.....	Iron (steel) corrugated roofing, galvanized, No. 28 gauge.....	282
Iron, galvanized, plain, Queen's Head.....	Iron (steel), sheet, galvanized, No. 28 gauge.....	284
Iron, pig, Middlesboro.....	Iron, foundry, valley, ordinary deliveries.....	284
Iron, sheet, black.....	Iron, sheet, black, No. 28 gauge.....	284
Lambs.....	Lambs, good to prime.....	286
Lead, pig, Australian.....	Lead, pig, desilverized.....	286
Lead, pipe, 3 to 2 inch coils.....	Lead, pipe.....	288
Lead, sheet.....	Lead, sheet.....	288
Lead, white, Champion's (first).....	White lead, basic, carbonate.....	288
Maize.....	Corn, No. 3 yellow.....	288
Nails, wire, Australian.....	Nails, wire, 8-penny, fence and common.....	290
Oats.....	Oats, white, No. 3.....	290
Oil, castor (in cases).....	Oil, castor, No. 1 or AA.....	290
Oil, linseed, raw, B. & S.....	Oil, linseed, raw.....	292
Onions.....	Onions.....	292
Peanuts.....	Peanuts, No. 1 and 2.....	292
Pine, Baltic red, flooring, 6 by 1½.....	Pine, N. C. flooring, No. 2, 1 by 4 inches by 10-16 feet.....	294
Potatoes.....	Potatoes, white, good to choice.....	294
Quicksilver.....	Quicksilver, spot virgin.....	294
Resin, G grade.....	Rosin, common to good, strained.....	296
Rice, Japan, dressed.....	Rice, Japan head.....	296
Sheep, best crossbred wethers.....	Sheep, wethers, fed, common to best.....	296
Shot, Australian.....	Shot, drop, B and larger.....	298
Skins, calf, well-flayed, light.....	Calfskins, No. 1, packers'.....	298
Skins, sheep, merino, full-wooled.....	Sheep pelts, packers', sheep and shearlings.....	298
Skins, Victorian kip, well-flayed.....	Hides, country, No. 1, kips, 15-25 pounds.....	300
Slates, Welsn (20 by 10).....	Slate roofing, No. 1, unfading green, 20 by 10.....	300
Soda, bicarbonate of.....	Sodium bicarbonate.....	300
Sugar, table, No. 1a, fine granulated.....	Sugar, granulated, in barrels.....	302
Sulphur, flowers of.....	Sulphur, flowers of.....	302
Tallow, prime mutton, white color.....	Tallow, packers' prime.....	302
Tar, Stockholm.....	Tar, pine.....	304
Tea, Pekoe, orange and broken.....	Tea, Ceylon, Pekoe.....	304
Tin plates, I C coke.....	Tin plates, domestic coke, 14 by 20 inches.....	304
Turkeys, gobblers.....	Turkeys, live.....	306
Turpentine.....	Turpentine, spirits of.....	306
Wheat, milling.....	Wheat, No. 2, hard winter.....	306
Wool, greasy, good.....	Wool, Ohio, Pennsylvania and West Virginia, fine Delaine, unwashed.....	308
Zinc, sheet.....	Zinc, sheet.....	308
Zinc, spelter.....	Zinc, spelter, primo Western.....	308

## VIII. GERMANY.

[30 commodities.]

Germany.	United States.	Page.
Barley.....	Barley, fair to good, malting.....	310
Butter, class I.....	Butter, creamery extra, firsts.....	310
Calves, medium fat, best, young (live weight).....	Calves, veal, prime, 100 pounds.....	310
Coal, pit, upper, Schleswig, pea coal (f. o. b. Berlin).....	Coal, semibituminous, Poehontas.....	311
Coal, pit, Westphalian forge (f. o. b. Berlin).....	Coal, bituminous, run of mines, Pittsburgh.....	311
Coffee, Santos, superior.....	Coffee, Rio, No. 7.....	311
Coke, Westphalian foundry (f. o. b. Berlin).....	Coke, Connellsville, foundry.....	312
Cotton, cloth, 90 centimeters wide, 20/20.....	Cotton sheeting, brown, Indian head, 36-inch, 44 by 28, 2.85 yards per pound.....	312
Cotton yarn, 36 warp, 42 wool.....	Cotton yarn, carded, peeler, 30's, 2 ply.....	312
Cows, fat, first quality (live weight).....	Steers, choice to prime, heavy beeves.....	313
Flour, rye.....	Flour, rye, pure, medium straight.....	313
Flour, wheat.....	Flour, wheat, standard patents.....	313
Hogs, fat, weighing alive 80-100 kilograms (live weight).....	Hogs, bulk of sales.....	314
Hops, market.....	Hops, New York State.....	314
Iron, bar, Stockholm.....	Iron, bar, best refined.....	314
Iron, pig, German, Bessemer, from Oberhauser.....	Iron, pig, Bessemer, valley, ordinary deliveries.....	315
Iron, pig, German, Thomas, from Eschweiler.....	Iron, pig, basic, valley, ordinary deliveries.....	315
Lead, Hartz.....	Lead, pig.....	315
Linen thread, No. 30.....	Linen shoe thread.....	316
Oats.....	Oats, white, No. 3.....	316
Potatoes, white, round, long.....	Potatoes, white, average price paid to farmers over United States.....	316
Rye.....	Rye, No. 2.....	317
Sheep, fattened lambs and young fat sheep.....	Sheep, prime.....	317
Sugar, refined, loaf.....	Sugar, granulated, in barrels.....	317
Tea, Chinese, good common Moning.....	Tea, Foochow, good.....	318
Tin, Banka.....	Tin, pig, Straits.....	318
Tobacco, leaf with filler, Palatinate.....	Tobacco, Pennsylvania broad-leaf filler.....	318
Wheat.....	Wheat, No. 2, hard winter.....	319
Wool, North German sheep farms, medium.....	Wool, Ohio, Pennsylvania, and West Virginia, one-half blood, unwashed.....	319
Zinc, good Silesia.....	Zinc, spelter, prime western.....	319

## IX. AUSTRIA.

[14 commodities.]

Austria.	United States.	Page.
Beef, fore quarter.....	Beef, plates, No. 1.....	320
Beef, hind quarter.....	Beef, loins, No. 1.....	320
Butter, table.....	Butter, creamery, extra, firsts.....	320
Calves (live weight).....	Calves, veal, prime, 100 pounds.....	322
Coffee, Rio, good.....	Coffee, Rio, No. 7.....	322
Cows, fat (live weight).....	Steers, good to choice, corn-fed.....	322
Hay, meadow.....	Hay, clover, mixed, No. 2.....	324
Hogs, fat (live weight).....	Hogs, live, bulk of sales.....	324
Pork.....	Fork, loins.....	324
Potatoes, Australian, round, yellow.....	Potatoes, white, average price paid to farmers over United States.....	326
Pullets.....	Fowls, live, choice.....	326
Sheep (live weight).....	Sheep, prime.....	326
Straw, rye, in bundles.....	Straw, rye.....	328
Veal.....	Veal, city-dressed, good to prime.....	328

X. DENMARK.

[17 commodities.]

Denmark.	United States.	Page.
Acid, sulphuric, domestic.....	Acid, sulphuric, 66°.....	330
Beef, mess.....	Beef, salt, extra mess.....	330
Cement, Danish.....	Cement, Portland.....	330
Coal, Newcastle, steam, first class.....	Coal, anthracite, chestnut.....	332
Coffee, Java, brown.....	Coffee, East India, Podang interior.....	332
Eggs, Danish, first class.....	Eggs, western, fresh firsts.....	332
Iron, Rhenish.....	Iron, pig, foundry, ordinary deliveries.....	334
Iron (steel), shipbuilding.....	Steel, structural shapes, beam and channel.....	334
Iron (steel), Siemens-Martin, Swedish.....	Steel plates (for tanks).....	334
Oats, Danish.....	Oats, white, No. 3.....	336
Potash, 55-85 per cent.....	Potash, caustic, 88-92 per cent.....	336
Rice, Karolina.....	Rice, Honduras head, domestic, clean.....	336
Saltpetre, refined, Kali.....	Potassium nitrate.....	338
Soda, native, crystals.....	Soda, bicarbonate of.....	338
Sugar, refined, native, Melis No. 1.....	Sugar, granulated, in barrels.....	338
Sulphur, refined.....	Sulphur, flowers of.....	340
Tea, Kongo.....	Tea, Ceylon, Pekoe.....	340

XI. SWEDEN.

[12 commodities.]

Sweden.	United States.	Page.
Calves, full milk, 70-90 kilograms.....	Calves, veal, prime, 100 pounds.....	342
Cods, with heads.....	Cod, market.....	342
Cods, without heads, Swedish.....	Cod, fresh, steak.....	342
Cows, young, best, fat.....	Cows, choice to prime.....	344
Cows, old, best, fat.....	Steers, good to choice, corn-fed.....	344
Heifers, best, fat.....	Heifers, choice to prime.....	344
Hogs, hutchers', 75-100 kilograms.....	Hogs, live, bulk of sales.....	346
Hogs, heavy, 100-170 kilograms.....	Hogs, heavy, fair to choice.....	346
Sheep, young, fat.....	Sheep, prime.....	346
Sheep, old, fat.....	Sheep, carload lots.....	348
Steers, best, fat.....	Steers, choice to prime, heavy beeves.....	348
Steers, medium, fat.....	Steers, 1,130-1,179 pounds.....	348

XII. NORWAY.

[18 commodities.]

Norway.	United States.	Page.
Barley.....	Barley, fair to good, malting.....	350
Beef, ox.....	Beef, fresh carcass, good native steers.....	350
Butter.....	Butter, creamery, extra firsts.....	350
Eggs.....	Eggs, western, fresh firsts.....	352
Hay, natural.....	Hay, prairie, No. 2.....	352
Hay, timothy.....	Hay, timothy, No. 2.....	352
Lead, red, chemically pure.....	Lead, red.....	354
Lead, white, chemically pure.....	Lead, white, basic, carbonate.....	354
Leather, insole.....	Leather, offal, scoured oak, heads.....	354
Leather, sole, middling, Quebracho tanned.....	Leather, sole, composite figure.....	356
Mutton, fresh.....	Mutton, dressed.....	356
Oats.....	Oats, white, No. 3.....	356
Pork.....	Pork, loins.....	358
Straw, oat.....	Straw, oat.....	358
Straw, rye.....	Straw, rye.....	358
Tallow.....	Tallow, packers' prime.....	360
Veal, fat.....	Veal, city-dressed, good to prime.....	360
Zinc, white, foreign.....	Zinc oxide, American standard.....	360

## XIII. ARGENTINA.

[21 commodities.]

Argentina.	United States.	Page.
Barley, fodder.....	Barley, fair to good.....	462
Beef.....	Beef, fresh, native sides.....	362
Bones, camp, clean.....	Bones (phosphates), rough, hard.....	362
Bran.....	Bran, in 100-pound jute sacks.....	364
Calves, regular.....	Calves, veal, prime, 100 pounds.....	364
Corn.....	Corn, No. 3, mixed (white and yellow).....	364
Flaxseed.....	Flaxseed, No. 1.....	366
Flour, special.....	Flour, hard winter.....	366
Hides, ox, camp, good to superior.....	Hides, packers', heavy native steers.....	366
Oats.....	Oats, white, No. 3.....	368
Pork.....	Pork, loins.....	368
Rapeseed.....	Rapeseed, English.....	368
Rye.....	Rye, No. 2.....	370
Skins, sheep, good to superior.....	Sheep pelts, country sheep and shearlings.....	370
Steers, special freezing.....	Steers, choice to prime, heavy beeves.....	370
Tallow, in casks, large and superior.....	Tallow, packers', prime.....	372
Veal.....	Veal, city-dressed, good to prime.....	372
Wheat.....	Wheat, No. 2, hard winter.....	372
Wool, lamb, medium.....	Wool, lamb, Australian, good.....	374
Wool, sheep, crossbred, Lincoln (in grease).....	Wool, Ohio, Pennsylvania, and West Virginia, one-fourth blood (unwashed).....	374
Wool, sheep, crossbred, Rambouillet, fine.....	Wool, Ohio, Pennsylvania, and West Virginia, fine Delaine (washed).....	374

**COMMODITIES QUOTED FOR WHICH NO UNITED STATES EQUIVALENTS  
WERE FOUND.<sup>a</sup>**

Commodity.	Page.	Commodity.	Page.
<b>I. JAPAN (27 COMMODITIES).</b>		<b>I. JAPAN.—(27 COMMODITIES)—continued.</b>	
Beans, Soja, Hokkaido, medium.....	376	Shirting, gray.....	378
Cedar board, 6 bu. Akita, common stuff..	376	Shirting, white.....	378
Cedar logs, thick, blue plum product.....	376	Silk, floss, Iwashiro.....	380
Cedar timber, square, Sendai, 1 shaku square.....	376	Silk, Kaiki.....	380
Charcoal, Touchigama.....	376	Sleepers, chestnut, common.....	380
Firewood, various woods.....	376	Soy (condiment, bean juice), Neda.....	380
Keyak, timber, square, Sendai, 1 shaku square.....	376	Takuwan (pickled radish), medium grade.....	380
Lacquer, raw, China.....	376	Umehoshi (pickled plum), 8-kwan pack- ages.....	380
Lacquer, raw, Hitachi.....	376	Wax, raw, "old fruit".....	380
Lacquer, raw, Kazusa.....	376	<b>II. INDIA (8 COMMODITIES).</b>	
Mats, floor, Tatamiomote, blue, common..	378	Bajra (millet).....	382
Mats, floor, Tatamiomote, blue, first class..	378	Gram (chick pea).....	382
Miso (sauce (soy beans, rice, water)), red, common.....	378	Hides, buffalo, arsenic.....	382
Momi timber, square, Shingu, 1 shaku square.....	378	Jawar (millet).....	382
Paper, Mino, medium.....	378	Jute, A. T. bags, hemmed, 2½ pounds, 44 by 26½.....	382
Pine logs, thick, blue plum product.....	378	Oil, mustard, first quality.....	382
Pine timber, square, Sendai, 1 shaku square.....	378	Poppyseed.....	382
Sake (rice liquor), Japanese, pure, Nan.....	378	Teakwood, first class (European).....	382

<sup>a</sup> Complete descriptions of commodities quoted are given here and not in the tables.

## LIST OF CHARTS.

---

	Page.
1. Index numbers of wholesale prices in the United States, 1913-1918. Average prices in July, 1913-June, 1914=100.....	8
2. Average relative prices of 34 commodities in the United States and England, by years, 1890-1910. Average prices in 1890-1899=100.....	14
3. Average relative prices of 43 commodities in the United States and France, by years, 1890-1910. Average prices in 1890-1899=100.....	15
4. Average relative prices of 28 commodities in the United States and Germany, by years, 1890-1910. Average prices in 1890-1899=100.....	16
5. Medians of relative prices of 150 commodities in the United States and England, by months, January, 1913-December, 1918 .....	21
6. Medians of relative prices of food, 34 commodities, in the United States and England, by months, January, 1913-December, 1918 .....	22
7. Medians of relative prices of clothing, 29 commodities, in the United States and England, by months, January, 1913-December, 1918.....	23
8. Medians of relative prices of iron and steel, 9 commodities, in the United States and England, by months, January, 1913-December, 1918 .....	24
9. Medians of relative prices of chemicals, 55 commodities, in the United States and England, by months, January, 1913-December, 1918 .....	25
10. Medians of relative prices of 44 commodities in the United States and France, by months, January, 1913-December, 1918 .....	28
11. Medians of relative prices of 36 commodities in the United States and Italy, by months, January, 1913-December, 1916.....	30
12. Medians of relative prices of 23 commodities in the United States and Russia, by months, January, 1913-December, 1916 .....	32
13. Medians of relative prices of 36 commodities in the United States and Japan, by months, January, 1913-October, 1918.....	34
14. Medians of relative prices of 24 commodities in the United States and India, by months, July, 1914-December, 1917.....	36
15. Medians of relative prices of 66 commodities in the United States and Australia, by months, January, 1913-July, 1918 .....	39
16. Index numbers of wholesale prices in the United States and Canada, by months, January, 1913-December, 1918.....	41
17. Medians of relative prices of 30 commodities in the United States and Germany, by months, January, 1913-December, 1915.....	44
18. Medians of relative prices of 14 commodities in the United States and Austria, by months, January, 1913-December, 1915.....	45
19. Medians of relative prices of 17 commodities in the United States and Denmark, by months, January, 1913-December, 1916.....	47
20. Medians of relative prices of 12 commodities in the United States and Sweden, by months, January, 1913-August, 1918 .....	49
21. Medians of relative prices of 18 commodities in the United States and Norway, by months, January, 1913-December, 1916.....	50
22. Medians of relative prices of 21 commodities in the United States and Argentina, by months, January, 1913-August, 1918.....	52



# INTERNATIONAL PRICE COMPARISONS.

---

## I. AIM, SCOPE, AND METHOD OF THE INTERNATIONAL PRICE COMPARISONS.

### 1. AIM.

This bulletin, prepared in cooperation by the Department of Commerce and the War Industries Board, forms part of the History of Prices During the War, planned by the latter agency. It aims to show as fully as permitted by the materials now available how the rise of prices from 1913 to 1918 in the United States compares with the rise in other countries.

The collection of price quotations for these comparisons presented serious difficulties. Men familiar with American business in 1915-1918 know that many commodities disappeared from the markets for months at a time. Interruption of supplies and interference with open-market dealings were much more serious, of course, in countries close to the scene of hostilities than in the United States. In France particularly ordinary commercial relations were thrown into confusion by invasion, by the scantiness of shipping, and by the necessity of drastic Government control over many articles. It is impossible, therefore, to collect monthly quotations during the war for as many commodities as can be included in times of peace. In striving to overcome this difficulty so far as possible, generous assistance was obtained from the Consular Service, all accessible sources of information in the country were ransacked, and in the end enough data were secured to bring out at least the chief differences between price fluctuations in the United States and in other countries, belligerent and neutral.

### 2. TABLES OF FOREIGN AND AMERICAN PRICES.

All the prices utilized are printed in full below. A bibliography is included to show from what sources the data were drawn. The tables are arranged by countries, and under each country the commodities quoted are listed alphabetically. For each commodity there are given, first, the yearly, quarterly, and monthly quotations in foreign units and currency; second, the corresponding quotations

for the nearest American equivalent of the foreign article for which data have been found; and third, relative prices in the foreign country and in the United States.

These relative prices are designed to facilitate the comparison of price movements at home and abroad, article by article. They are all computed on the basis of average actual prices in the 12 months preceding the outbreak of the war, July, 1913, to June, 1914; that is, average prices in the prewar year are treated as 100, and prices in every month from January, 1913, to December, 1918, are turned into relatives on that scale. Sulphuric acid, for instance, sold in New York before the war at 1 cent a pound. This price is represented by 100 in the column of relatives. By January, 1916, the quotation had advanced to 2 cents, which makes the relative price 200; by the end of 1918 the actual quotation was  $1\frac{1}{4}$  cents, or 125 on the relative scale. In France, on the other hand, sulphuric acid cost 8.75 francs per 100 kilograms in July, 1913, to June, 1914, and that figure is treated as 100. When the French quotation rose to 16 francs in 1918, the relative price was 183.

### 3. HOW THE GENERAL TREND OF PRICE FLUCTUATIONS IN DIFFERENT COUNTRIES IS MEASURED.

Such comparisons between the prices of single articles are useful to business men, but they do not give a clear idea of the general trend of price fluctuations as a whole. Still less do they enable anyone to measure the difference of degree in which the price levels changed in the countries compared. For this purpose it is necessary to adopt some method of combining the price fluctuations of all the articles from either country into a single set of averages. The standard device for such uses is the making of "index numbers."

The index numbers of prices presented in this bulletin are necessarily less elaborate than the index numbers presented in other sections of the *History of Prices During the War*. For most of the many uses to which index numbers are put it is desirable to "weight" each commodity according to its importance. A change in the price of sulphuric acid, for example, means more to business and industry at large than the same change in the price of hydrochloric acid would mean, and the index number should be so arranged that the first change would affect the final result more powerfully than the second. In making the index numbers for different American industries, accordingly, the monthly price of each commodity included was multiplied by the quantity produced in and imported into the United States in 1917, the products of these multiplications were added up separately for each month in the six years covered, and the aggre-



gates were turned into relatives on the prewar base. Under this plan great staples like bituminous coal, yellow-pine lumber, beef, and cement, which are used each year in enormous quantities, exercise much more influence upon the final results than articles like horsehair, hickory, cinnamon, and bone buttons, whose combined production and imports are small.

While this system of weighting has obvious merits, it can not be applied without an extensive array of statistics concerning the annual supply of different commodities. During the war commodity statistics were developed to a higher point than ever before reached. But, even so, many of the weights required for the American index numbers could not be found in either public or official sources, and rough estimates subject to a wide margin of uncertainty had to be used. This lack of data, which made systematic weighting exceedingly difficult for our own country, made it impossible for foreign countries. Probably investigators with access to all of the official figures in London and Paris, in Calcutta, Melbourne, Buenos Aires, and Tokyo would find it difficult to estimate the quantities of many commodities available during a year so disturbed as 1917 in England and France, India, Australia, Argentina, and Japan. Certainly investigators in Washington were in no position to make even rough estimates; and to apply American weights to prices in these countries would have been absurd.

Weighting the foreign figures being out of the question, the price levels of the foreign countries could not be represented in a very satisfactory way. What was aimed at was a series of comparisons between price fluctuations in the United States and in several foreign countries taken one at a time. The fairness of these comparisons was assured by basing each one of them upon identical lists of commodities. Thus the English-American comparison rests upon quotations for 150 commodities in England and for the same 150 commodities in the United States; the French-American comparison rests upon quotations for 44 commodities in France and the same 44 commodities in the United States, etc. The matching of commodities, indeed, is not perfect in all cases. For example, the English glue quoted may differ a little from the American glue. But such minor differences probably distort the results little, if at all. More serious is the fact that many series of quotations from foreign markets, that had to be used for lack of better, present occasional gaps too wide to be filled in safely by interpolation. In such cases the corresponding American series was dropped for the time being from the computation, in order that each index number might rest in every month upon quotations for the same articles in the two countries, be they few or many.

Thus the figures are more reliable for comparing foreign with American price fluctuations than for tracing monthly changes of the foreign price levels.

It should be noted also that the index numbers made in this way are not adapted to close comparisons among foreign countries themselves. The index numbers for England made from quotations for 150 commodities and the French index numbers made from quotations for 44 commodities are not intended to show how English prices compared with French prices. Such comparisons of this sort as are attempted should be made with reference to the American price level as a standard. Since the margin between the French and American index numbers is considerably wider than that between English and French, it is fair to conclude that prices rose more in France than in England. But the fact that the two American index numbers, one with 150 and the other with 44 commodities, are not in close agreement gives warning against trying to extort from these figures a measure of just how much the French advance exceeded the English.

Aside from the lack of weights and the use of identical lists of commodities, the present index numbers differ from those in other sections of the *History of Prices During the War* in the use of relative prices and the form of average. As said above, the index numbers for different American industries were made by multiplying actual prices by quantities supplied in 1917, adding the products, and turning the aggregates into relatives at the end of the computation. The index numbers for foreign comparisons, on the other hand, were made by turning actual prices into relatives at the beginning of the computation and then averaging the relatives. This difference in procedure is due to the lack of weights for the foreign figures. Without weights, it is absurd to add the prices of articles sold by the quart, the ton, the yard, the dozen, the thousand feet, etc. But it is not absurd to average relative prices, even though unweighted.

As averages of these relatives medians were used in preference to the more familiar arithmetic means. When the relative prices of different commodities in a given month are arranged in order from lowest to highest, the median is the midmost relative price. If there be, say, 25 relative prices, an odd number, the median will be the thirteenth number of the series, counting from either top or bottom. If there be 26 relative prices, an even number, the median will be the point halfway between the thirteenth and the fourteenth, unless the thirteenth and fourteenth coincide, as will often happen. Arithmetic means of relative prices are objectionable in such a period as that of the war, because they are far more influenced by cases of exceedingly great advance than by equally remarkable cases of decline. Suppose that of three commodities one fell 50 per cent in price between the outbreak of war and 1918, while the second commodity doubled in

price, and the third rose tenfold. The relative prices of the three in 1918 would be 50, 200, and 1,000, respectively. The arithmetic mean  $([50 + 200 + 1,000] \div 3 = 417)$  would be pulled up further by the rapid increase of the third commodity than it would be pulled down by the fall of the first, whereas the median at 200 would be no more influenced by the deviation of 800 points in the one direction than by the deviation of 150 points in the other direction. Cases of extraordinary advance in prices during the war were, of course, common in 1915-1918 in the United States and still more common abroad. Indeed, one American relative of 5,081 was found. Arithmetic means would, therefore, have given index numbers in many months much higher than the medians give—higher and less representative of the central trend.

#### 4. USE OF FOREIGN INDEX NUMBERS.

As a check upon the comparisons based upon medians from the new tables, foreign index numbers of recognized standing are compared wherever available with the American index number compiled by the Price Section of the War Industries Board. Of course, these foreign figures have to be reduced to the base—average actual prices in July, 1913, to June, 1914 = 100—before a fair comparison can be made.

The weak point in such comparisons is that the foreign index numbers usually include but a small number of commodities—often less than 50—whereas the American index used includes over 1,371 commodities. Small index numbers are usually made almost wholly from quotations for raw materials or partly manufactured goods, and these goods in ordinary times fluctuate through a wider range than the finished products included in considerable numbers by the large American index. In other words, were the comparisons based solely on these foreign and American index numbers, the contrasts found might be ascribed to technical differences in the figures rather than to genuine differences in the movement of prices. Certainly no one could be sure how much of the contrasts was due to the technical factor. Of course, the medians made from identical lists of commodities eliminate this uncertainty.

But the foreign index numbers have a value of their own, since they are usually made from well-balanced lists of commodities chosen by men familiar with foreign business conditions and designed to represent roughly various branches of industry in the measure of their importance. Several of these series, indeed, have the advantage of being carefully weighted. On the whole, it is probable that the foreign index numbers have a stronger claim to represent the price levels of the countries from which they come than have the medians of relative prices compiled from the present tables. There is, there-

## 5. COUNTRIES COVERED BY THE INVESTIGATION.

Table 1 shows the countries brought into the comparison and the number of commodities quoted for each. Of course, the United States is included in each comparison with a number of commodities equal to that of the foreign country treated, or a total of 491 series, not allowing for duplications. In addition, comparisons are made between the movements of the general price levels, as shown by index numbers for this country and for Canada, although detailed price comparisons by single commodities are not presented. Finally, prices are given in the large table of the appendix for 8 commodities in India and for 27 commodities in Japan for which there are no American equivalents.

Since the war with the multiplicity of direct and indirect reactions upon markets has been the most powerful factor in determining price fluctuations since 1914, the order followed in the following discussion is that shown in the third column of the table, first the two camps of belligerents and then the neutrals.

TABLE 1.—CONSPECTUS OF MATERIALS COMPILED FOR INTERNATIONAL PRICE COMPARISONS.

Alphabetical list.	Commodities.	Geographical distribution.	Commodities.	Belligerents and neutrals.	Commodities.
1. Argentina.....	21	Europe.....	344	Allied belligerents....	379
2. Australia.....	66				
3. Austria.....	14	England.....	150	England.....	150
4. Denmark.....	17	France.....	44	France.....	44
5. England.....	150	Germany.....	30	Italy.....	36
6. France.....	44	Norway.....	18	Russia.....	23
7. Germany.....	30	Sweden.....	12	Japan.....	36
8. India.....	24	Denmark.....	17	India.....	24
9. Italy.....	36	Russia.....	23	Australia.....	66
10. Japan.....	36	Austria.....	14		
11. Norway.....	18	Italy.....	36	Enemy belligerents...	44
12. Russia.....	23				
13. Sweden.....	12	The Orient.....	60	Germany.....	30
				Austria.....	14
		Japan.....	36	Neutrals.....	68
		India.....	24		
		The southern hemisphere.....	87	Denmark.....	17
				Sweden.....	12
		Argentina.....	21	Norway.....	18
		Australia.....	66	Argentina.....	21
Total.....	491		491		491

## II. AMERICAN PRICES DURING THE WAR AND THE PEACE-TIME RELATIONS BETWEEN AMERICAN AND EUROPEAN PRICE FLUCTUATIONS.

### 1. PRICE FLUCTUATIONS IN THE UNITED STATES DURING THE WAR.

Before beginning the comparison of price fluctuations during the war in the United States and foreign countries it is desirable to get a clear idea of the fluctuations in this country.

Table 2 presents the index numbers for 1913-1918 prepared by the Price Section of the War Industries Board for "All commodities"; Table 3 reproduces these figures and adds index numbers for the seven groups used in the classification. Fifty industries are included in these groups, and the total number of commodities quoted is 1,474, though for various reasons 103 of them are not directly used in making the index numbers. Every commodity included in the computation was weighted by the production plus imports in 1917, and in making aggregates for the groups and for "All commodities" the 50 series of class aggregates were weighted again in proportion to the estimated selling value of the products represented. A description of the methods employed, a fuller presentation of the results, and a discussion of their significance may be found in the summary of the History of Prices During the War. (War Industries Board Price Bulletin No. 1.)

TABLE 2.—INDEX NUMBERS OF ALL COMMODITIES, BY MONTHS, QUARTERS, AND YEARS, 1913-1918.

[Weighted aggregates of the actual prices of 50 classes, containing 1,371 commodities, converted into relatives on base prices in July, 1913-June, 1914=100.]

	1913		1914		1915		1916		1917		1918	
	Index number.	Per cent % of change.	Index number.	Per cent % of change.	Index number.	Per cent % of change.	Index number.	Per cent % of change.	Index number.	Per cent % of change.	Index number.	Per cent % of change.
Years.....	101	.....	99	-2.0	102	+3.0	126	+23.5	175	+38.9	194	+10.8
Quarters:												
First.....	102	.....	100	-2.0	100	+2.0	118	+10.3	152	+ 9.3	187	+ 2.7
Second.....	100	-2.0	97	-3.0	100	.0	123	+ 4.2	177	+16.4	190	+ 1.6
Third.....	101	+1.0	100	+3.1	102	+2.0	125	+ 1.6	187	+ 5.6	197	+ 3.7
Fourth.....	102	+1.0	98	-2.0	107	+4.9	139	+11.2	182	- 2.7	202	+ 2.5
Months:												
January.....	103	.....	100	-1.0	100	+2.0	115	+ 3.6	148	+ 2.8	185	+ 1.6
February.....	102	-1.0	100	.0	100	.0	118	+ 2.6	151	+ 2.0	187	+ 1.1
March.....	102	.0	99	-1.0	100	.0	121	+ 2.5	156	+ 3.3	188	+ .5
April.....	101	-1.0	98	-1.0	100	.0	123	+ 1.7	170	+ 9.0	191	+ 1.6
May.....	100	-1.0	97	-1.0	100	.0	123	.0	178	+ 4.7	190	- .5
June.....	100	.0	97	.0	100	.0	122	- .8	183	+ 2.8	189	- .5
July.....	100	- .0	97	.0	102	+2.0	123	+ .8	189	+ 3.3	193	+ 2.1
August.....	101	+1.0	101	+4.1	102	.0	125	+ 1.6	187	- 1.1	196	+ 1.5
September.....	102	+1.0	101	.0	102	.0	127	+ 1.6	186	- .5	201	+ 2.5
October.....	102	.0	99	-2.0	104	+2.0	132	+ 3.9	182	- 2.2	201	.0
November.....	102	.0	98	-1.0	107	+2.9	141	+ 6.8	183	+ .5	201	.0
December....	101	-1.0	98	.0	111	+3.7	144	+ 2.1	182	- .5	203	+ 1.0

α Per cent of rise (+) or fall (-) from the index number of the preceding year, quarter, or month.

# INDEX NUMBERS OF WHOLESALE PRICES IN UNITED STATES

BY MONTHS

JANUARY 1913 TO DECEMBER, 1918

AVERAGE QUOTED PRICES JULY, 1913 TO JUNE, 1914 = 100  
(BASED ON PRICE SECTION INDEX NUMBER)

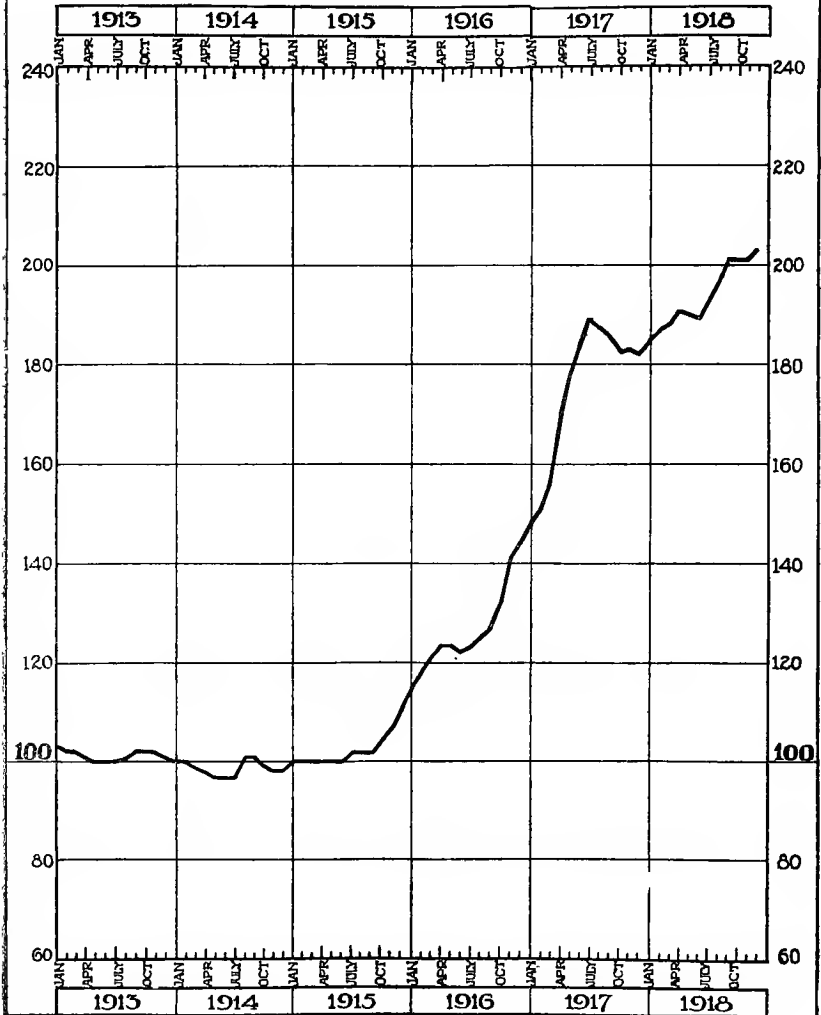


TABLE 3.—INDEX NUMBERS OF SEVEN GROUPS AND OF "ALL COMMODITIES," BY MONT HS, QUARTERS, AND YEARS, 1913-1918.

[Base, average prices July, 1913, to June, 1914=100.]

Series of quotations.	All commodities.	Food group.	Clothing group.	Rubber, paper, and fibers.	Metals group.	Fuels group.	Building materials group.	Chemicals group.	Products used for food.	Products used for clothing.	Products used for building.
YEARS.											
1913.....	101	99	101	106	110	101	103	102	99	101	104
1914.....	99	101	96	98	93	95	98	101	101	98	97
1915.....	102	102	97	91	108	89	96	145	100	99	98
1916.....	126	118	125	114	174	112	114	179	115	121	127
1917.....	175	162	177	145	262	158	148	176	159	169	168
1918.....	194	186	227	160	211	196	179	189	184	223	188
QUARTERS.											
1913—First.....	102	97	101	113	118	102	104	103	97	102	106
Second.....	100	96	100	106	113	101	105	103	95	101	107
Third.....	101	99	100	103	109	101	103	102	99	101	104
Fourth.....	102	103	101	101	100	101	100	100	103	101	100
1914—First.....	100	101	99	98	97	101	99	99	102	99	98
Second.....	97	98	99	98	94	96	98	99	96	99	97
Third.....	100	103	98	99	93	93	98	101	103	99	97
Fourth.....	98	104	89	99	89	91	95	105	105	96	93
1915—First.....	100	105	91	93	93	89	93	125	103	96	93
Second.....	100	102	95	90	102	85	94	134	98	98	95
Third.....	102	101	97	90	111	87	95	149	98	99	98
Fourth.....	107	101	105	93	125	96	102	171	102	103	107
1916—First.....	118	106	112	106	155	107	110	196	105	111	120
Second.....	123	109	118	112	171	113	113	190	107	116	128
Third.....	125	115	125	114	171	111	112	168	115	122	126
Fourth.....	139	128	145	124	199	118	118	162	131	135	134
1917—First.....	152	137	156	141	235	131	130	158	139	149	146
Second.....	177	162	168	147	286	170	148	170	161	160	172
Third.....	187	169	188	145	310	167	155	184	163	178	186
Fourth.....	182	178	198	146	215	167	158	192	175	188	168
1918—First.....	187	183	213	149	209	174	167	190	180	205	175
Second.....	190	177	227	161	209	202	179	190	173	223	188
Third.....	197	188	235	165	213	202	184	186	183	231	194
Fourth.....	202	197	234	163	214	207	185	189	200	231	193
MONTHS.											
1913—January.....	103	98	102	114	120	102	104	103	99	102	105
February.....	102	96	102	113	118	101	104	104	97	102	106
March.....	102	97	101	112	116	101	105	104	96	102	107
April.....	101	97	100	107	114	101	105	103	97	101	107
May.....	100	95	100	105	113	101	105	103	94	101	107
June.....	100	96	99	105	111	101	105	102	95	101	107
July.....	100	96	99	104	110	101	102	102	96	101	104
August.....	101	100	100	104	110	102	102	101	99	101	104
September.....	102	102	100	103	108	102	103	101	101	101	104
October.....	102	102	103	102	105	102	100	100	102	101	101
November.....	102	103	102	101	100	102	100	100	104	101	100
December.....	101	102	100	99	96	101	100	101	104	101	99
1914—January.....	100	101	99	98	96	101	99	99	103	99	98
February.....	100	101	99	98	98	100	99	99	102	99	98
March.....	99	100	100	98	97	100	99	100	99	99	99
April.....	98	98	99	99	96	98	99	99	97	99	98
May.....	97	98	99	98	92	96	98	98	95	99	97
June.....	97	97	100	97	93	95	98	99	96	99	97
July.....	97	98	100	96	91	94	98	98	98	99	97
August.....	101	105	99	101	94	94	98	99	104	99	98
September.....	101	107	94	100	93	92	98	100	106	99	98
October.....	99	104	91	98	91	91	96	105	105	97	95
November.....	98	103	88	98	89	91	95	106	105	95	94
December.....	98	104	89	100	89	91	94	105	104	95	92

TABLE 3.—INDEX NUMBERS OF SEVEN GROUPS AND OF "ALL COMMODITIES" BY MONTHS, QUARTERS, AND YEARS, 1913-1918—Continued.

Series of quotations.	All commodities.	Food group.	Clothing group.	Rubber, paper, and fibers.	Metals group.	Fuels group.	Building materials group.	Chemicals group.	Products used for food.	Products used for clothing.	Products used for building.
MONTHS—continued.											
1915—January.....	100	105	90	100	91	90	93	123	105	95	98
February.....	100	106	92	90	93	89	93	126	104	95	94
March.....	100	105	92	90	95	88	93	126	102	96	94
April.....	100	103	93	90	98	85	93	133	99	97	94
May.....	100	103	95	90	101	85	94	132	98	98	95
June.....	100	100	95	90	106	85	94	137	96	98	95
July.....	102	103	96	91	110	85	96	146	99	99	98
August.....	102	101	96	90	110	86	95	148	98	99	98
September.....	102	99	98	89	114	90	95	155	97	100	98
October.....	104	99	103	90	116	92	101	162	99	101	105
November.....	107	102	106	92	124	95	101	172	103	103	107
December.....	111	103	107	95	136	100	102	178	105	104	109
1916—January.....	115	105	110	103	147	106	109	189	105	109	117
February.....	118	106	113	104	154	107	111	200	105	111	120
March.....	121	106	115	109	168	109	112	201	106	113	123
April.....	123	109	116	112	174	112	113	198	107	114	127
May.....	123	109	118	112	171	113	113	188	107	116	128
June.....	122	109	120	111	169	113	113	185	107	117	128
July.....	123	111	122	112	167	113	112	175	111	119	126
August.....	125	115	125	114	170	110	112	166	115	123	126
September.....	127	118	129	117	172	109	112	162	119	125	127
October.....	132	125	135	120	176	111	116	162	127	130	131
November.....	141	130	146	123	202	120	118	163	133	136	134
December.....	144	129	154	129	218	122	119	162	133	139	137
1917—January.....	148	133	155	138	226	129	129	159	135	147	144
February.....	151	136	156	141	234	133	130	157	138	149	146
March.....	156	142	157	143	247	131	132	159	144	152	149
April.....	170	157	163	146	260	163	146	163	157	156	164
May.....	178	166	167	148	276	172	148	172	165	158	171
June.....	183	164	174	147	315	173	151	174	161	166	180
July.....	189	167	187	144	333	168	155	180	160	173	188
August.....	187	168	189	143	313	169	155	183	162	178	188
September.....	186	173	189	149	283	165	156	190	165	182	182
October.....	183	177	191	147	228	164	157	193	174	186	168
November.....	183	182	199	146	209	167	159	191	176	187	168
December.....	182	178	202	145	208	170	159	193	176	190	169
1918—January.....	185	182	209	148	208	173	165	186	182	200	173
February.....	187	184	212	148	209	174	165	192	182	204	174
March.....	188	182	218	150	209	175	169	192	178	210	178
April.....	191	180	228	155	208	200	176	192	176	220	186
May.....	190	177	226	162	209	204	179	190	173	223	188
June.....	189	175	228	165	210	202	181	189	169	226	190
July.....	193	182	233	164	212	201	182	184	176	231	192
August.....	196	187	234	166	214	202	184	186	183	235	194
September.....	201	194	237	166	214	204	186	188	190	229	196
October.....	201	195	238	165	216	204	185	190	195	230	193
November.....	201	194	234	163	216	207	186	193	200	231	193
December.....	203	202	230	162	211	207	185	183	205	231	192

The leading facts concerning the war-time price fluctuations brought out by the figures are as follows:

1. Immediately after the outbreak of the war the general price level jumped up four points, held that level for two months, and then fell back almost to the level of July, 1914. This flurry was caused mainly by a speculative advance and relapse in the prices of sugar, grains, and hard fibers.



2. The sustained rise of prices did not begin in the United States until the autumn of 1915, more than a year after the war began in Europe.

3. Once started, the rise was extraordinarily rapid. By August, 1916, prices stood 25 per cent above the prewar level; by February, 1917, 50 per cent; by May, 1917, 75 per cent; and by September 1918, 100 per cent above it. How exceptional such an advance is, appears when it is compared with the great increase of prices between 1897 and 1907. People spoke freely of a price revolution in those years, and with justice, for the increase amounted to 44 per cent of the 1897 price level. Yet there were periods of less than 11 months in 1916-17 when the rise exceeded that of those 11 years, 1897 to 1907.

4. The periods of most rapid rise came in the winter of 1915-16, when European war orders began to have a pronounced effect upon American business; the autumn of 1916, when steel prices shot up at an extraordinary rate; and, above all, the spring of 1917, when the United States entered the war.

5. This last and greatest advance was cut short after July, 1917, and for a full year the price level was kept fairly stable. Business conditions and the huge war orders which the Government was placing favored a further advance of prices. It is difficult to explain the checking of the rise on any other ground than the substantial success of the Government's efforts to control prices through the Food and the Fuel Administrations, the purchasing bureaus of the War and Navy Departments, and the Price-Fixing Committee of the War Industries Board.

6. The price level began to move up again, though much more slowly than before, in the last half of 1918.

7. The end of the fighting in November did not produce an immediate recession of the price level as a whole. Though many individual commodities declined, the index number of "All commodities" advanced in December to 203, the highest point attained in the six years covered.

The index numbers for the seven groups show that all seven participated in the rise, though in very different degrees. Food followed the movements of "All commodities" more closely than the other groups, for the reason that it had the heaviest aggregate weight, and therefore exercised most influence upon the grand average. Next in agreement with "All commodities" comes "Clothing," then, in order, "Fuel," "Building materials," "Rubber, paper, and fibers"—the last three of which lagged behind "All commodities"—"Chemicals," and "Metals," which rose much higher than the average.

The lagging of fuel prices is due in part to the control exercised by the Fuel Administration, but also in part to the fact that the

bulk of the coal mined is sold on the basis of yearly contract prices set in April. Of course, that technical fact keeps the prices realized for coal behind the general level in a period of continuously advancing markets. By 1918, however, fuel prices stood above "All commodities." Building-material prices lagged more decidedly than fuel prices because the construction of new buildings is discouraged more than most kinds of business by high cost, and because the War Industries Board sought to check the erection of structures not required by the war program. The most laggard of all the groups, however, was the miscellaneous one, in which rubber, paper, and hard fibers are put together. The fibers, indeed, rose more than "All commodities," and so did paper in 1917, at least. But rubber, which dominates the group by its heavier weight, was kept relatively low in price by the large supplies of crude rubber coming from plantations and by the cutting off of sales to Germany and Austria.

At the other extreme the great rise of metal prices is explained by the enormous demands made by the war for all sorts of steel, copper, and other metallic goods. Ammunition, rifles, cannon, motor trucks, ships, and a thousand other things, big and little, made largely from metals were required in enormous quantities. There was also a large war demand for many chemicals, particularly the ingredients of explosives; but the chief factor in the war markets for chemicals was the reduction of supplies. Before the war the United States depended mainly upon Germany for potash, coal-tar dyes, and many drugs and miscellaneous chemicals. Hence chemicals led the advance of prices in 1915, with metals a poor second. American manufacturers, however, promptly began to supply the place of German goods. The success of these efforts caused a decline in the prices of chemicals after March, 1916, and this decline had made considerable headway by February, 1917, when the United States broke off diplomatic relations with Germany. A second advance followed upon this event, but it did not reach so high a point as that which had been passed early in 1916.

Besides the seven group index numbers, Table 2 contains three special indexes for products used for food, clothing, and building. The corresponding groups contain a good many raw materials and some finished products which are never eaten, worn, or used in construction work; for example, hay, hides, and dishes. The special index numbers throw out all such articles, on the one hand, and include, on the other, all the important commodities which their titles cover and for which quotations were obtained. On the whole, these special indexes differ little from the index numbers of their respective groups.

## 2. CORRESPONDENCE BETWEEN THE PRICE FLUCTUATIONS OF DIFFERENT COUNTRIES IN TIMES OF PEACE.

One other preliminary is desirable. Before one can tell what changes the war made in the interrelations among price fluctuations in different countries he must know how these fluctuations agreed with each other in times of peace. Table 4, made, like the medians of this bulletin, from quotations for identical lists of commodities in the countries compared, affords a basis for judgment.

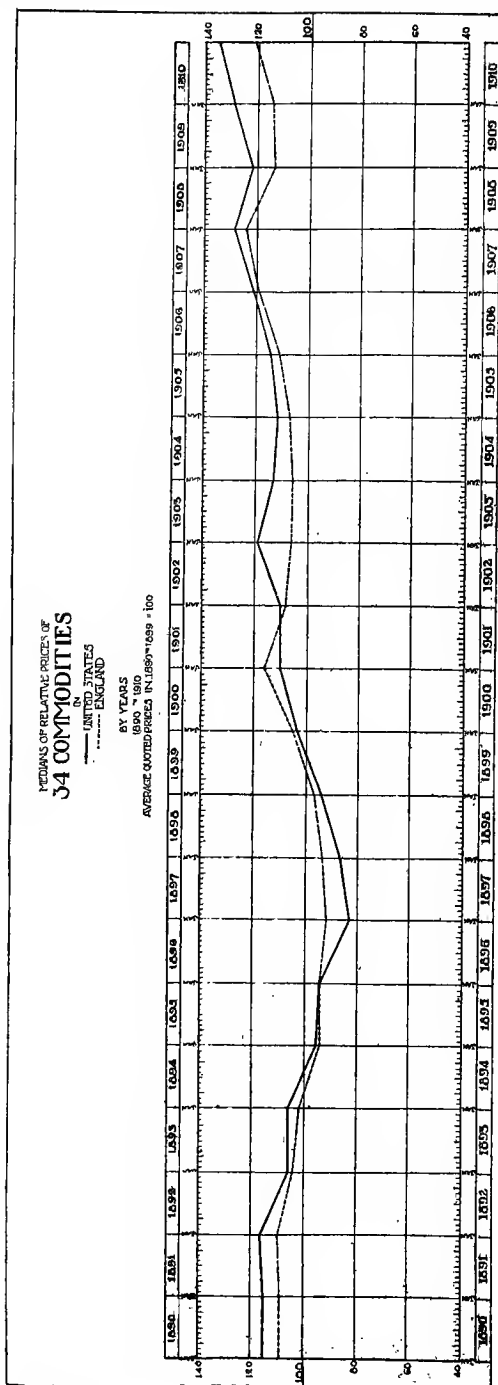
This table shows, first, that the general course of wholesale price fluctuations in the United States, England, France, and Germany was, broadly speaking, similar in the 21 years 1890-1910. The index numbers for these four countries all decline in the middle nineties to the lowest point in the period, all rise in the later nineties, all fall at some time between 1900 and 1904, all rise sharply again to a new maximum in 1907, all drop in 1908, and all rise once more between 1908 and 1910.

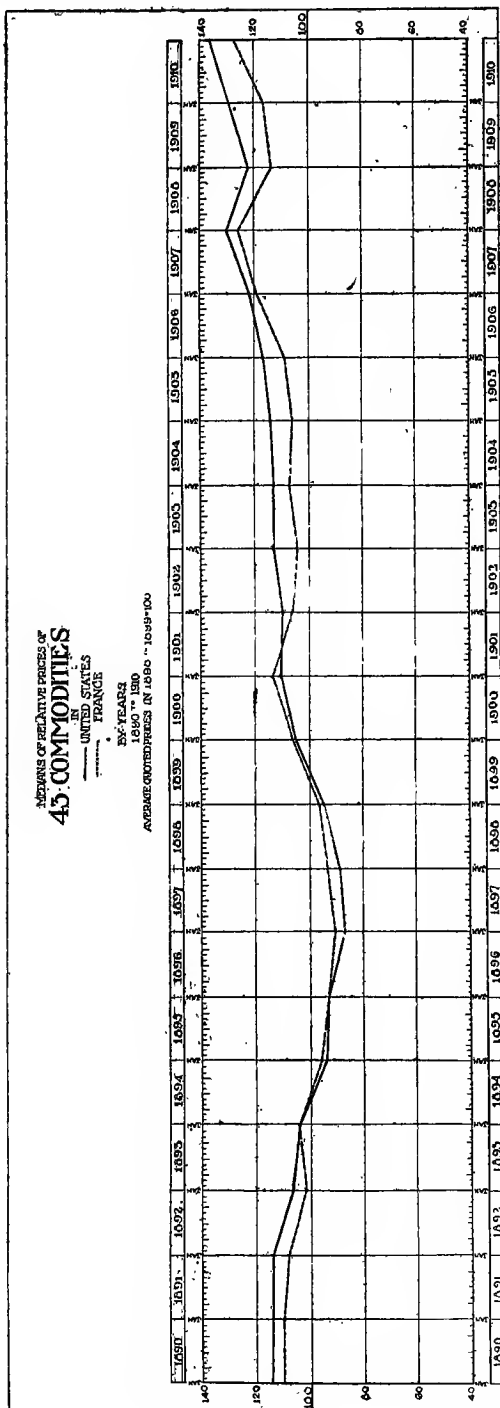
Second. The fluctuations in the three European countries agree more closely with each other than the fluctuations in any one of the three agree with the fluctuations in the United States. This result is all the more striking because the index numbers for England, France, and Germany are made from different lists of commodities, whereas those for the United States and each of the countries, in turn, are made from identical lists.

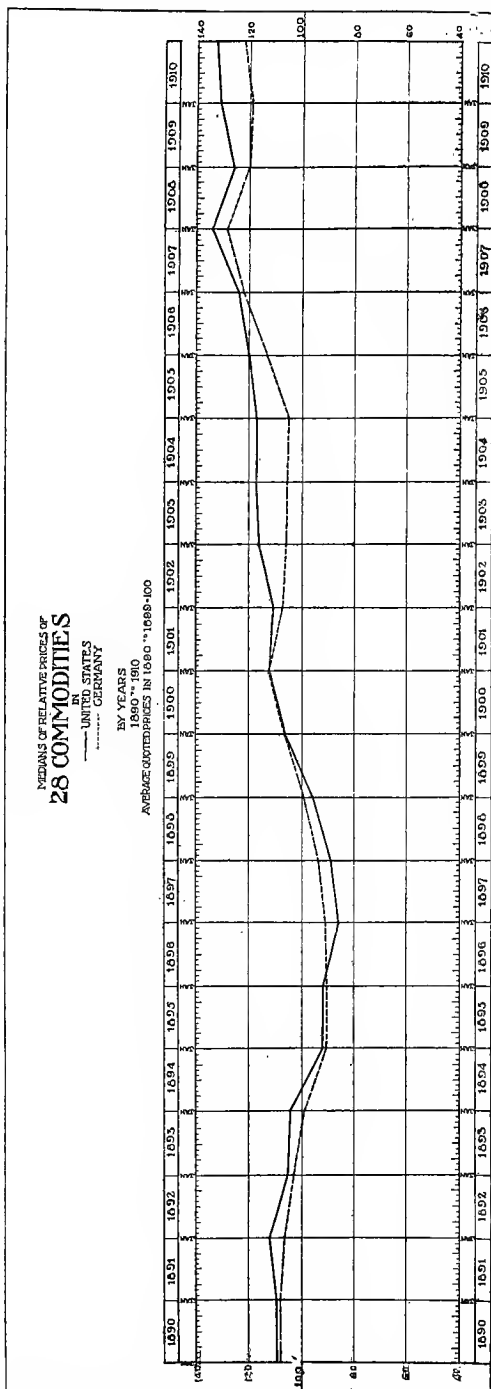
TABLE 4.—COMPARISON OF WHOLESALE PRICE FLUCTUATIONS IN THE UNITED STATES AND ENGLAND, THE UNITED STATES AND FRANCE, AND THE UNITED STATES AND GERMANY, BY YEARS, 1890-1910.

[Index numbers made from identical lists of commodities. Average actual prices in 1890-1899=100. From Business Cycles, by Wesley C. Mitchell, p. 126.]

	Index numbers on the 1890-1899 base.						Rise (+) or fall (-) each year.					
	United States and England—34 commodities.		United States and France—43 commodities.		United States and Germany—28 commodities.		United States and England—34 commodities.		United States and France—43 commodities.		United States and Germany—28 commodities.	
	United States.	Eng-land.	United States.	France.	United States.	Ger-many.	United States.	Eng-land.	United States.	France.	United States.	Ger-many.
1890.....	115	109	114	110	114	113	.....	.....	.....	.....	.....	.....
1891.....	116	110	114	108	117	112	+ 1	+ 1	0	- 2	+ 3	- 1
1892.....	106	104	107	102	105	103	- 10	- 6	- 7	- 6	- 12	- 9
1893.....	106	102	104	104	104	99	0	- 2	- 3	+ 2	- 1	- 4
1894.....	96	94	94	96	92	91	- 10	- 8	- 10	- 8	- 12	- 8
1895.....	94	94	93	93	92	91	- 2	0	- 1	- 3	0	0
1896.....	83	92	87	91	86	91	- 11	- 2	- 6	- 2	- 6	0
1897.....	87	93	88	93	88	93	+ 4	+ 1	+ 1	+ 2	+ 2	+ 2
1898.....	94	97	94	97	95	99	+ 7	+ 4	+ 6	+ 4	+ 7	+ 6
1899.....	103	105	105	106	106	106	+ 9	+ 3	+ 11	+ 9	+ 11	+ 7
1900.....	111	117	111	113	112	112	+ 8	+ 12	+ 6	+ 7	+ 6	+ 6
1901.....	111	108	110	106	110	107	0	- 9	- 1	- 7	- 2	- 5
1902.....	119	106	113	104	116	106	+ 8	- 2	+ 3	- 2	+ 6	- 1
1903.....	113	106	113	107	117	106	- 6	0	0	+ 3	+ 1	0
1904.....	112	107	114	106	117	105	- 1	+ 1	+ 1	- 1	0	- 1
1905.....	114	111	117	109	120	113	+ 2	+ 4	+ 3	+ 3	+ 3	+ 8
1906.....	121	119	122	119	124	122	+ 7	+ 8	+ 5	+ 10	+ 4	+ 9
1907.....	128	124	130	126	134	128	+ 7	+ 5	+ 8	+ 7	+ 10	+ 6
1908.....	122	113	122	113	126	120	- 6	- 11	- 8	- 13	- 8	- 8
1909.....	129	114	129	116	131	119	+ 7	+ 1	+ 7	+ 3	+ 5	- 1
1910.....	135	121	136	127	133	122	+ 6	+ 7	+ 7	+ 11	+ 2	+ 3







Third. The differences between price fluctuations in Europe and America correspond to differences in the course run by business cycles on the two sides of the Atlantic. European prices did not drop as much as American prices in 1896, because Europe suffered merely a continuation of the business depression already prevailing, while the United States, racked by the free-silver campaign, went through a period of severe financial stringency. In 1901 opposite conditions prevailed. Europe had a relatively severe business crisis, while the United States did not have a serious reaction from the prosperity following 1897 until 1903-4. The "rich-man's panic" of those years, in turn, was chiefly an American affair. Finally, the recovery from the world-wide depression of 1908 came quicker in this country than in Europe, so that prices rose more rapidly in 1909 in the United States than in England, France, or Germany.

Fourth. The extreme differences shown by Table 4 in the annual rise or fall of prices are as follows:

Between English and American prices.....	10 points in 1902
Between French and American prices.....	6 points in 1901
Between German and American prices.....	7 points in 1902
Between English and French prices.....	5 points in 1900
Between English and German prices.....	6 points in 1900
Between French and German prices.....	8 points in 1910

The "points" in which these differences are expressed are, of course, points in the scale of relative prices computed on the average price levels of 1890-1899 as 100.

In the discussions which follow it will be desirable to turn back occasionally to these peace-time figures, for they supply a rough standard by which to gauge the width of the margins by which price fluctuations in the United States and other countries differed in 1915-1918.

### III. FLUCTUATIONS OF PRICES IN FOREIGN COUNTRIES AND IN THE UNITED STATES IN 1913-1918.

#### 1. ENGLISH AND AMERICAN PRICE FLUCTUATIONS.

For the English-American comparison the statistical data are relatively full. The table of medians includes 150 commodities with fairly continuous quotations. Not more than one commodity out of the list is missing in any month of 1914-1917, and, while the figures become somewhat irregular in 1918, December, the worst month, still has 126 articles. Moreover, three well-known and very similar English index numbers are available for comparison—one compiled by the Labor Department of the British Board of Trade, one by the London *Economist*, and one by the London *Statist* in continuation of

The tables which follow present, first, a month-by-month comparison of the Sauerbeck-*Statist* index for England (made from the prices of 45 staples) with the Price Section's index for the United States; second, the English-American medians for 150 commodities; and, third, similar medians for four important groups of articles, namely, foods, clothing, iron and steel, and chemicals. It should be noted that the large proportion of chemicals (55) included in the English-American comparison makes the medians for 150 commodities run on a very high level. These figures should not be used as a measure of the average rise of prices in either country; but it is proper, of course, to compare the English figures for any list of commodities with American figures for the corresponding list.

TABLE 5.—INDEX NUMBERS OF WHOLESALE PRICES IN ENGLAND AND THE UNITED STATES, BY MONTHS, QUARTERS, AND YEARS, 1913-1918.

[Average prices in July, 1913-June, 1914=100.]

A. *The Sauerbeck-Statist series for England compared with the Price Section's series for the United States.*

	1913		1914		1915		1916		1917		1918	
	Eng-land.	United States.	Eng-land.	United States.	Eng-land.	United States.	Eng-land.	United States.	Eng-land.	United States.	Eng-land.	United States.
Year.....	102	101	102	99	128	102	162	126	209	175	231	194
Quarters:												
First.....	103	102	100	100	120	100	152	118	196	152	224	187
Second.....	102	100	98	97	127	100	160	123	211	177	229	190
Third.....	102	101	104	100	128	102	159	125	211	187	234	197
Fourth.....	100	102	108	98	136	107	178	139	219	182	235	202
Months:												
January.....	103	103	100	100	115	100	148	115	191	148	223	185
February.....	103	102	100	100	121	100	152	118	196	151	224	187
March.....	104	102	99	99	124	100	156	121	202	156	225	188
April.....	103	101	99	98	127	100	161	123	207	170	227	191
May.....	103	100	99	97	128	100	162	123	210	178	229	190
June.....	101	100	97	97	127	100	157	122	216	183	230	189
July.....	101	100	99	97	127	102	156	123	212	189	231	193
August.....	102	101	105	101	128	102	161	125	210	187	235	196
September.....	103	102	107	101	129	102	161	127	211	186	236	201
October.....	101	102	107	99	132	104	169	132	216	182	237	201
November.....	100	102	106	98	135	107	181	141	219	183	234	201
December.....	100	101	110	98	142	111	185	144	222	182	235	203

B. *Medians of relative prices of identical lists of 150 commodities.*

Year.....	101	101	100	100	128	108	171	148	214	202	242	208
Quarters:												
First.....	101	101	100	99	112	100	158	133	201	188	239	209
Second.....	101	100	99	99	125	103	170	145	212	205	241	207
Third.....	101	101	99	100	133	111	169	147	213	206	242	207
Fourth.....	100	100	103	100	140	117	186	165	228	207	246	209
Months:												
January.....	101	101	100	99	107	100	151	128	198	181	238	209
February.....	102	101	100	99	111	100	158	132	198	187	239	211
March.....	101	101	100	100	117	101	164	139	206	195	239	207
April.....	101	101	99	99	119	102	166	145	206	202	241	213
May.....	101	100	99	99	124	102	171	146	214	206	241	208
June.....	101	100	99	99	131	105	172	145	216	206	241	199
July.....	101	100	98	99	130	111	167	144	214	205	242	202
August.....	100	101	100	100	133	112	167	149	211	206	239	209
September.....	101	101	100	100	137	110	173	148	215	206	245	209
October.....	101	101	102	100	137	113	177	154	222	204	249	210
November.....	100	100	102	100	137	116	186	164	226	207	245	210
December.....	100	100	105	100	147	123	196	176	237	209	245	207



TABLE 6.—INDEX NUMBERS OF WHOLESALE PRICES OF FOOD IN ENGLAND AND THE UNITED STATES, BY MONTHS, QUARTERS, AND YEARS, 1913-1918.

[Medians of relative prices of identical lists of 34 commodities. Average prices in July, 1913-June, 1914=100.]

	1913		1914		1915		1916		1917		1918	
	Eng-land.	United States.	Eng-land.	United States.	Eng-land.	United States.	Eng-land.	United States.	Eng-land.	United States.	Eng-land.	United States.
Year.....	102	99	101	100	123	100	151	117	194	163	221	196
Quarters:												
First.....	103	97	100	100	114	102	139	111	182	144	204	190
Second.....	104	98	98	98	125	99	153	114	199	171	220	192
Third.....	102	100	101	101	123	99	151	118	197	159	231	196
Fourth.....	100	100	104	102	130	100	160	127	198	177	231	208
Months:												
January.....	102	94	100	100	110	100	139	108	172	137	204	182
February.....	103	99	100	100	113	103	137	113	186	146	204	195
March.....	105	99	100	100	119	104	141	111	188	149	203	192
April.....	105	100	98	98	126	100	150	115	193	165	220	199
May.....	103	98	97	99	123	99	155	114	203	178	216	190
June.....	103	97	98	98	125	97	153	113	202	169	225	186
July.....	102	100	96	98	120	99	148	115	198	157	226	187
August.....	102	99	102	102	123	101	151	117	197	155	232	200
September.....	102	101	105	103	127	97	155	123	197	164	234	201
October.....	101	101	103	102	128	100	157	124	194	170	234	206
November.....	100	100	104	103	130	99	158	129	201	173	227	209
December.....	100	99	105	101	133	102	166	127	199	187	231	208

TABLE 7.—INDEX NUMBERS OF WHOLESALE PRICES OF CLOTHING IN ENGLAND AND THE UNITED STATES, BY MONTHS, QUARTERS, AND YEARS, 1913-1918.

[Medians of relative prices of identical lists of 29 commodities. Average prices in July, 1913-June, 1914=100.]

	1913		1914		1915		1916		1917		1918	
	Eng-land.	United States.	Eng-land.	United States.	Eng-land.	United States.	Eng-land.	United States.	Eng-land.	United States.	Eng-land.	United States.
Year.....	100	101	99	99	109	112	140	142	191	207	234	220
Quarters:												
First.....	99	105	99	99	97	107	126	127	169	184	241	249
Second.....	100	100	101	100	107	107	132	137	183	197	245	228
Third.....	100	99	99	100	116	116	142	142	199	212	235	210
Fourth.....	100	101	96	99	115	119	160	161	213	235	213	193
Months:												
January.....	99	105	98	97	90	103	124	123	168	179	236	247
February.....	99	105	98	99	99	107	126	126	168	185	242	250
March.....	99	105	101	101	103	112	127	132	170	189	245	251
April.....	99	102	101	100	106	104	128	134	175	187	249	239
May.....	100	99	101	99	106	108	130	136	184	194	243	212
June.....	101	99	102	100	108	110	139	141	190	210	243	232
July.....	101	98	100	100	116	116	139	142	196	216	258	225
August.....	100	98	99	100	117	116	138	142	200	212	223	203
September.....	100	100	98	100	116	117	148	143	201	209	223	203
October.....	101	103	101	97	117	118	153	147	206	218	230	203
November.....	100	102	96	100	114	119	161	160	212	240	205	196
December.....	98	99	92	100	114	120	167	175	230	246	205	182

TABLE 8.—INDEX NUMBERS OF WHOLESALE PRICES OF IRON AND STEEL IN ENGLAND AND THE UNITED STATES, BY MONTHS, QUARTERS, AND YEARS, 1913-1918.

[Medians of relative prices of identical lists of 9 commodities. Average prices in July, 1913-June, 1914=100.]

	1913		1914		1915		1916		1917		1918	
	Eng-land.	United States.	Eng-land.	United States.	Eng-land.	United States.	Eng-land.	United States.	Eng-land.	United States.	Eng-land.	United States.
Year.....	108	109	99	94	136	100	219	172	227	285	220	251
Quarters:												
First.....	113	115	97	97	111	90	199	157	230	230	222	250
Second.....	112	112	97	94	131	91	225	167	222	292	222	250
Third.....	107	108	99	94	143	98	225	171	234	354	220	251
Fourth.....	99	100	104	92	157	120	229	192	222	263	216	251
Months:												
January.....	113	114	98	95	104	89	189	147	240	222	222	250
February.....	113	115	98	98	112	90	198	158	240	226	222	250
March.....	112	115	96	98	117	91	210	165	210	243	222	250
April.....	112	113	98	96	127	91	219	167	206	261	222	250
May.....	112	111	98	93	127	91	231	167	218	289	222	250
June.....	111	111	96	92	140	92	225	167	241	325	222	250
July.....	109	111	97	91	143	93	225	171	241	357	222	251
August.....	105	109	97	95	145	99	225	171	231	357	220	251
September.....	106	103	103	95	141	103	225	171	231	349	218	251
October.....	101	103	104	93	140	110	225	171	222	289	216	251
November.....	99	100	104	93	152	120	227	188	222	250	216	251
December.....	98	97	104	90	180	129	234	218	222	250	216	251

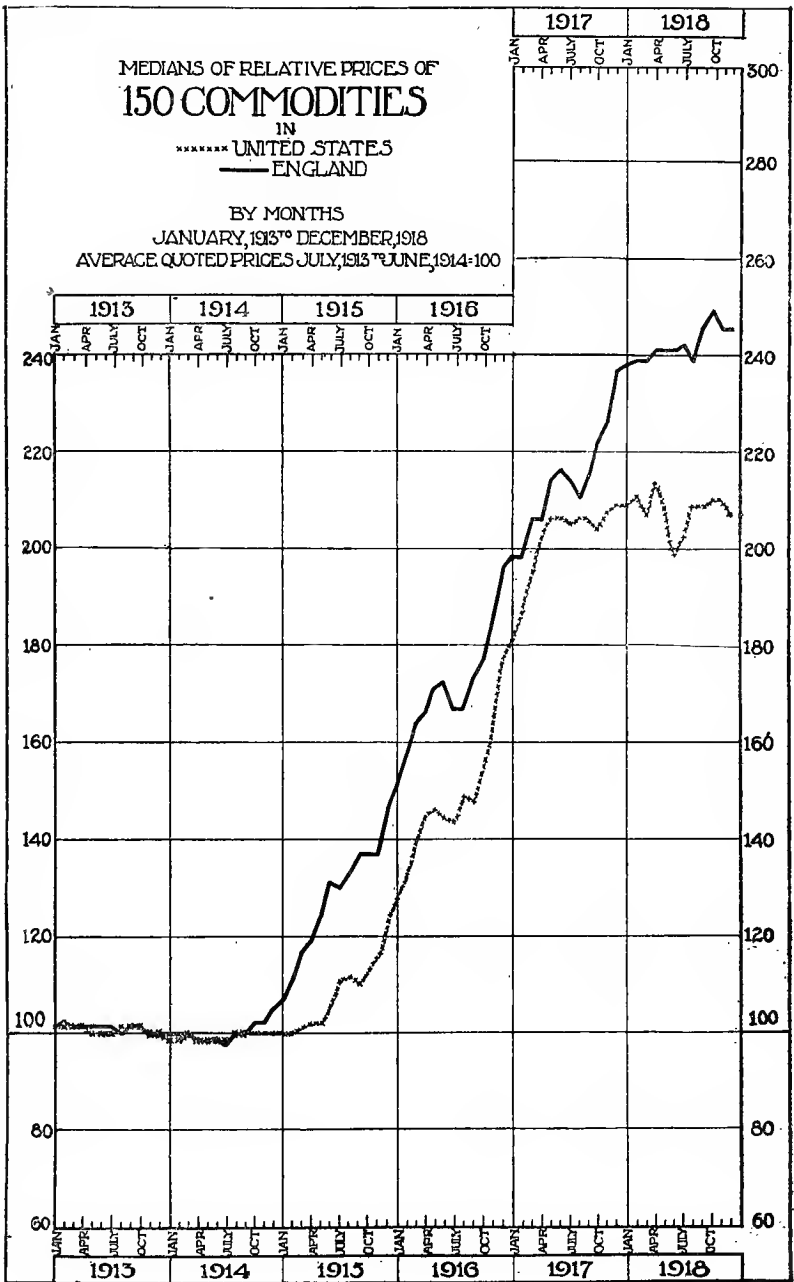
TABLE 9.—INDEX NUMBERS OF WHOLESALE PRICES OF CHEMICALS IN ENGLAND AND THE UNITED STATES, BY MONTHS, QUARTERS, AND YEARS, 1913-1918.

[Medians of relative prices of identical lists of 55 commodities. Average prices in July, 1913-June, 1914=100.]

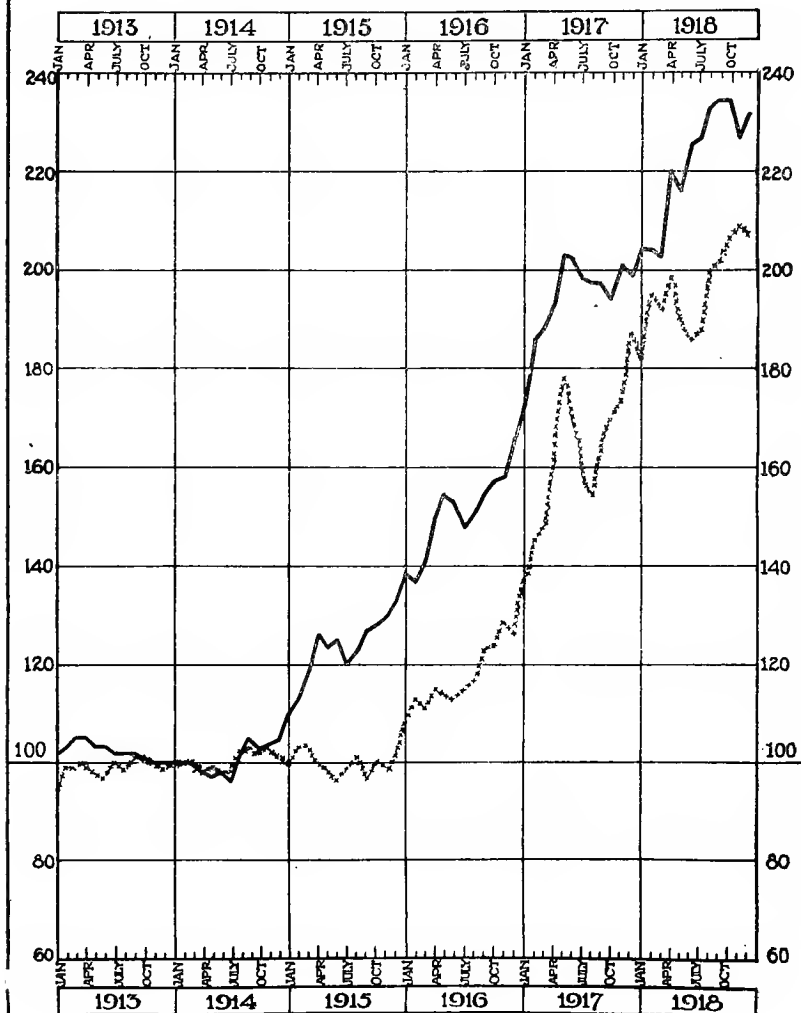
	1913		1914		1915		1916		1917		1918	
	Eng-land.	United States.	Eng-land.	United States.	Eng-land.	United States.	Eng-land.	United States.	Eng-land.	United States.	Eng-land.	United States.
Year.....	100	100	105	100	150	127	242	214	287	228	314	238
Quarters:												
First.....	100	100	100	100	123	103	212	200	268	196	309	240
Second.....	100	100	100	100	137	112	240	250	291	237	321	243
Third.....	100	100	103	100	154	133	259	216	289	236	318	224
Fourth.....	100	100	117	101	185	153	258	192	300	243	306	245
Months:												
January.....	100	100	100	100	121	102	204	183	255	192	302	240
February.....	100	100	100	100	123	103	207	208	262	192	314	240
March.....	100	100	100	100	126	103	226	208	286	205	312	240
April.....	100	100	100	100	130	111	230	250	286	235	312	236
May.....	100	100	100	100	137	112	235	250	293	240	326	247
June.....	100	100	100	100	145	113	255	250	293	235	326	247
July.....	100	100	100	100	150	127	255	233	289	229	326	213
August.....	100	100	100	100	155	131	261	216	288	239	307	228
September.....	100	100	109	100	153	142	261	200	289	239	321	230
October.....	100	100	119	100	168	147	255	190	296	247	336	250
November.....	100	100	114	102	187	160	264	193	302	214	300	251
December.....	100	100	117	102	201	167	255	192	302	237	283	233

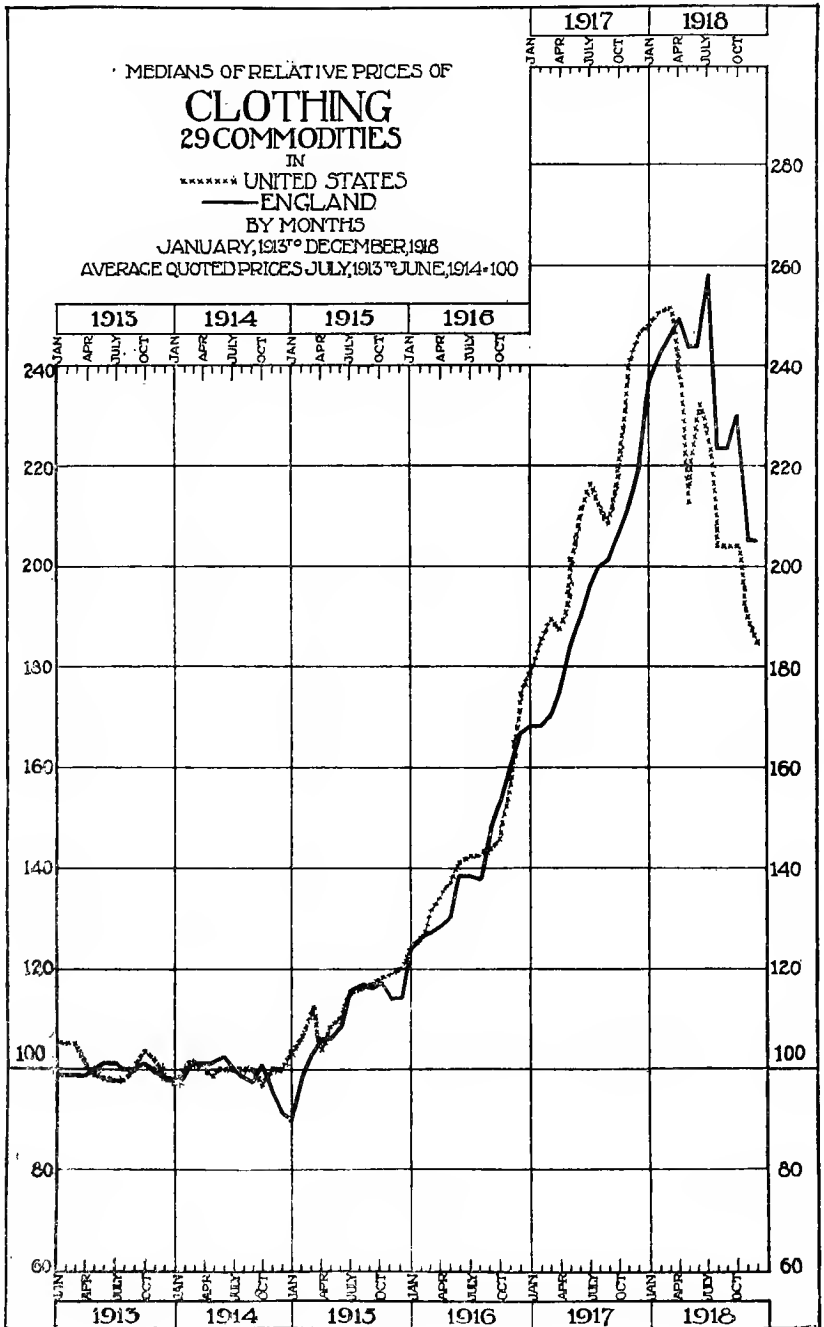
The chief conclusions suggested by Table 5 regarding the movements of the general price levels in the two countries are as follows:

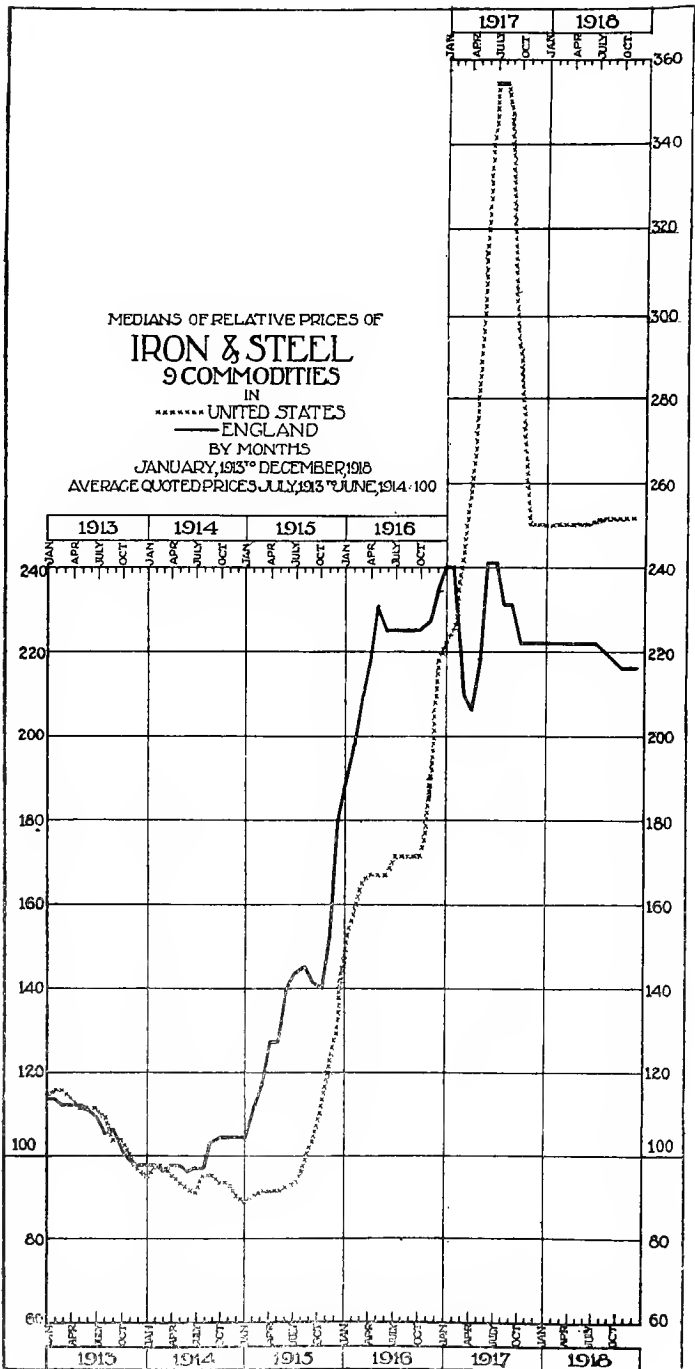
1. The war-time rise began about a year earlier in England than in the United States.

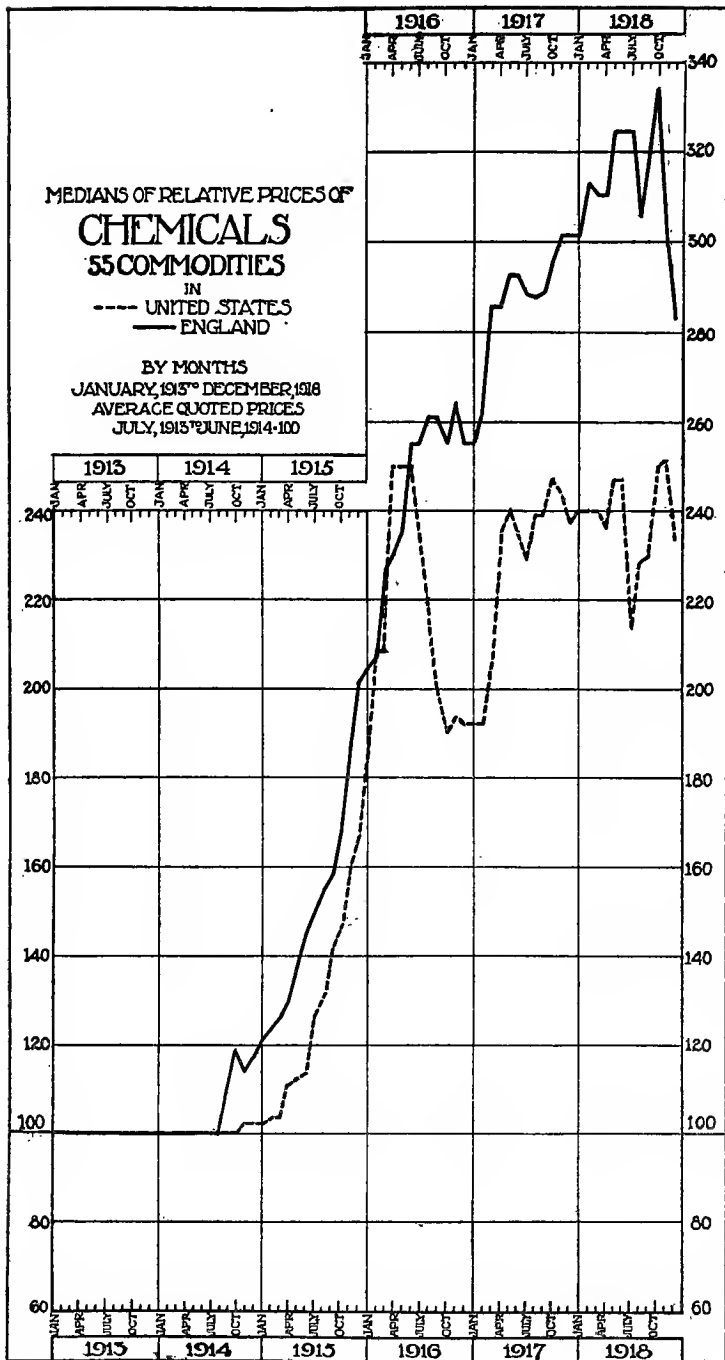


MEDIANS OF RELATIVE PRICES OF  
**FOOD**  
 34 COMMODITIES  
 IN  
 \*\*\*\*\* UNITED STATES  
 — ENGLAND  
 BY MONTHS  
 JANUARY, 1913 TO DECEMBER, 1918  
 AVERAGE QUOTED PRICES JULY, 1913 TO JUNE, 1914=100









2. The earlier advance in England opened a wide margin between the English and American price levels, which was fairly constant in 1915 and 1916.

3. The margin was cut down by the sudden upward spurt of prices in the United States when this country entered the war.

4. But the margin became wider again in the latter half of 1917, when English prices continued to rise, while the American Government succeeded in keeping the price level nearly constant.

5. The margin is much wider than that which prevailed before the war. In 1890-1910 the maximum difference in the rise or fall of prices from one year to the next in England and the United States was found to be 10 points in 1902. Making a similar comparison of the yearly figures in Table 5, one finds that in 1915 the English advance exceeded the American by 20 points, according to the medians, and by 23 points, according to the *Statist-Price* Section index numbers. Moreover the "points" in the scale of relative prices based on 1913-14 are larger units than the "points" based on prices in 1890-1899.

6. The maximum rise of prices in England exceeded that in the United States by 30-40 points, or, say, 15-20 per cent of the American index numbers.

On passing from the results for all commodities taken together to the medians for different groups one finds remarkable differences.

Food prices in England show much the same contrast to food prices in America that is shown by the general index numbers.

In clothing, on the contrary, the two series keep close together, American prices showing the greater rise in 1917 and English prices the lesser fall in 1918.

In metals the divergencies are very striking. The English rise in 1915 and 1916 was earlier and more violent than the American, though the latter was exceedingly rapid. In 1917, however, the British practically subsidized the iron and steel trades as part of their war policy. Prices dropped suddenly, shot up again to their old level, and then moved downward by steps to a point well below the level for "All commodities" in England. In the United States, on the other hand, iron and steel prices made a spectacular upward rush in January to July, 1917. Then price control forced a drop almost as spectacular as the rise had been. The controlled prices established by November and maintained through 1918 with few changes were on a somewhat higher level than the corresponding British prices.

Still another type of difference appears between the fluctuations of chemicals in the two countries. English prices rose earlier, as in most other cases, but, as in few other cases, the American rise surpassed the British and took the lead in the spring of 1916. Then the two



curves which had been racing upward together parted company. British chemical prices continued to rise unsteadily until October, 1918. But in the United States chemicals fell heavily after June, 1916, and remained nearly constant in price for five months. The reality of this decline in the prices of chemicals at a time when almost all other prices were soaring is amply confirmed by the index numbers for the much larger group of chemicals presented in Table 3 above. As said in commenting on that table, the explanation of the drop is the success of American producers in mitigating the scarcity of chemicals produced by war consumption and by cutting off imports from Germany. When the United States broke off diplomatic relations with Germany, chemical prices rose sharply again, but not quite back to the high point of 1916. Nor did the level of the rather wide monthly fluctuations of July, 1917, to December, 1918, show any notable advance. Thus the margin between the relative prices of chemicals in the United States and in England, where prices continued to rise until October, became very wide.

## 2. FRENCH AND AMERICAN PRICE FLUCTUATIONS.

The statistical basis for the French-American comparison is narrower and less steady than that for the English-American comparison. The whole number of commodities included in the medians (44) is not small as such matters go; but French markets were so demoralized part of the time during the war that the quotations are very irregular. Thus from 44 in June, 1914, the number of commodities included in the medians dropped to 16 in September amid the confusion caused by the first German rush. The commercial situation improved with the military fortunes of France; 22 articles are quoted in October, 34 by the following February, and from 40-44 in every month from December, 1915, to May, 1918. Then quotations again begin to fail, and the number of articles included in the medians drops finally to 17 in December, 1918. The following figures, accordingly, are fairly satisfactory for 1913, the first half of 1914, for 1916, and 1917, and the first half of 1918; they have a tolerably steady, though narrower, basis in February to November, 1915; but they need confirmation for the last halves of 1914 and 1918.

For confirmation, before the war there would have been two French index numbers, one compiled by the General Statistical Office and one by *La Réforme Economique*. The latter journal dropped its series, however, after June, 1914, and the General Statistical Office published only quarterly figures. This official index, which includes 45 commodities, is compared with the Price Section's figures for the United States in the first part of Table 10, and the medians for 44 commodities are shown in the second part.

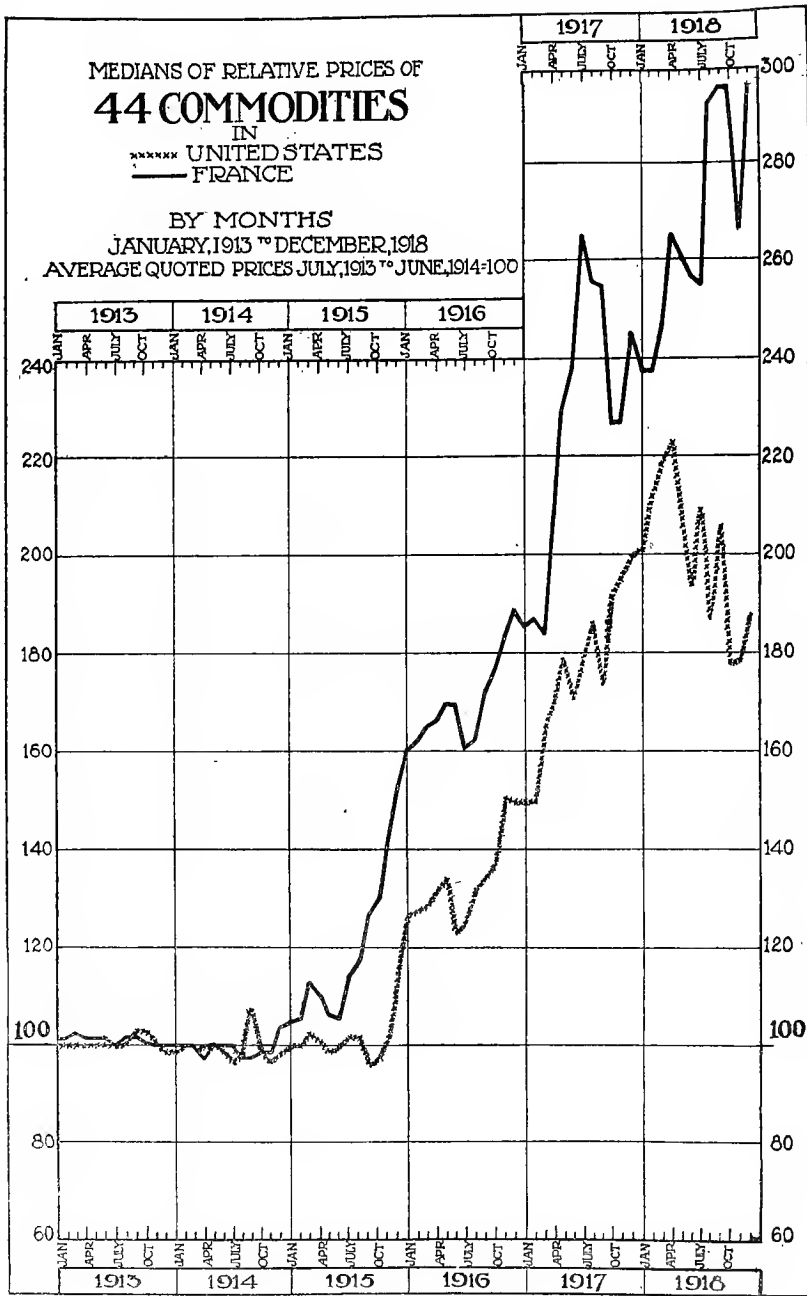


TABLE 10.—INDEX NUMBERS OF WHOLESALE PRICES IN FRANCE AND THE UNITED STATES, BY MONTHS, QUARTERS, AND YEARS, 1913-1918.

[Average prices in July, 1913-June, 1914=100.]

A. The series compiled by the General Statistical Office for France compared with the Price Section's series for the United States.

	1913		1914		1915		1916		1917		1918	
	France.	United States.	France.	United States.	France.	United States.	France.	United States.	France.	United States.	France.	United States.
Year.....	100	101	102	99	140	102	189	126	263	175	.....	194
Quarters:												
First.....	101	102	100	100	125	100	180	118	224	152	321	187
Second.....	101	100	101	97	136	100	101	123	258	177	334	190
Third.....	100	101	101	100	142	102	187	125	274	187	.....	197
Fourth.....	99	102	107	98	158	107	199	139	295	182	.....	202

B. Medians of relative prices of identical lists of 44 commodities.

Year.....	101	101	100	100	119	102	170	134	226	176	268	201
Quarters:												
First.....	102	100	100	100	108	101	162	128	186	155	241	211
Second.....	102	100	99	99	108	100	169	130	225	174	261	209
Third.....	101	101	99	101	120	100	165	130	259	180	232	201
Fourth.....	100	101	101	98	141	105	183	146	233	196	287	182
Months:												
January.....	102	100	100	99	105	100	160	127	186	150	238	201
February.....	102	100	100	100	106	100	162	128	187	150	238	212
March.....	101	100	100	100	113	103	165	129	184	165	247	219
April.....	102	100	98	99	111	101	167	132	208	171	265	223
May.....	102	100	100	100	107	99	170	134	229	179	261	210
June.....	102	100	100	99	106	100	170	123	238	172	257	194
July.....	100	100	100	97	114	102	161	125	265	179	255	209
August.....	102	101	98	99	118	102	163	132	256	186	293	187
September.....	102	103	98	108	127	96	172	134	255	174	297	206
October.....	101	103	99	99	130	98	177	138	227	192	297	178
November.....	100	101	99	97	141	102	183	151	227	195	266	179
December.....	100	99	104	99	153	116	189	150	245	200	297	188

The difference between price movements in the two countries is similar in character, but wider in degree than the difference found between English and American fluctuations. Direct comparison between the official French index number and the Sauerbeck-Statist series for England supports the two comparisons with American prices. It seems clear, then, that the level of prices rose distinctly higher in France during the war than in England. More surprising is the evidence in which both of the French series agree that the rise of prices did not start so promptly in France as in England. Perhaps, however, the official French series has as narrow a basis in the autumn of 1914 as the table of medians.

### 3. ITALIAN AND AMERICAN PRICE FLUCTUATIONS.

The Italian-American medians include 36 commodities altogether, and the number of quotations lacking never exceeds 4 until December, 1916, when it ran to 7. At the time the tables were being compiled there were no systematic Italian price quotations available in the United States for 1917 or 1918.

# MEDIANS OF RELATIVE PRICES OF 36 COMMODITIES

IN  
\*\*\*\*\* UNITED STATES  
—— ITALY

BY MONTHS

JANUARY, 1913° DECEMBER, 1916

AVERAGE QUOTED PRICES JULY, 1913° JUNE, 1914=100

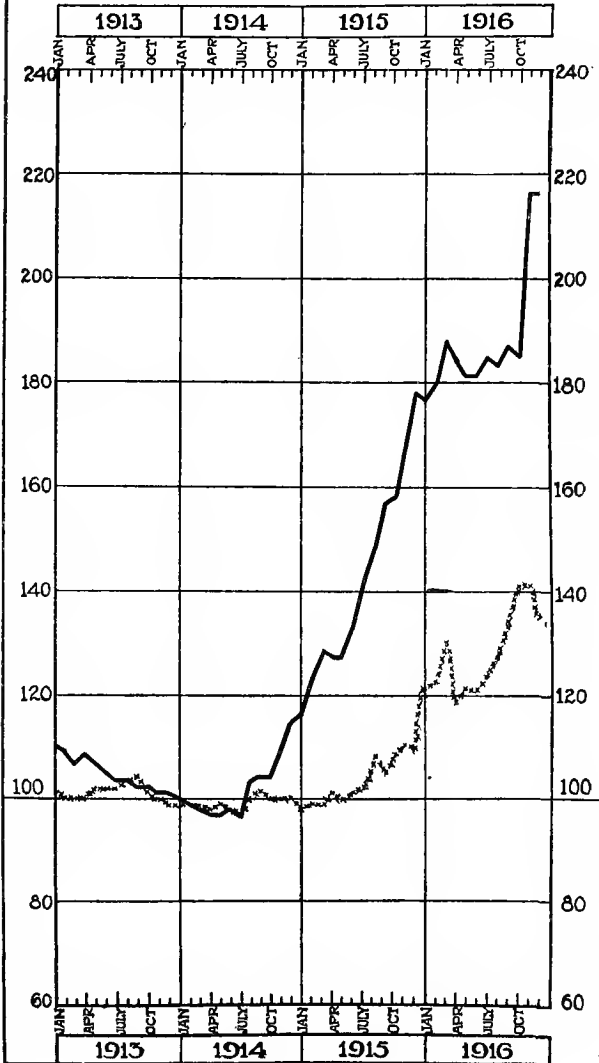


TABLE 11.—INDEX NUMBERS OF WHOLESALE PRICES IN ITALY AND THE UNITED STATES, BY MONTHS, QUARTERS, AND YEARS, 1913-1916.

[Medians of relative prices of identical lists of 36 commodities. Average prices in July, 1913-June, 1914=100.]

	1913		1914		1915		1916	
	Italy.	United States.	Italy.	United States.	Italy.	United States.	Italy.	United States.
Year.....	105	101	102	99	142	104	189	128
Quarters:								
First.....	109	100	99	99	122	99	182	124
Second.....	107	101	97	98	129	101	182	120
Third.....	103	103	101	99	149	105	185	128
Fourth.....	101	100	109	100	168	109	206	139
Months:								
January.....	110	101	100	99	116	98	177	121
February.....	109	100	99	99	123	99	180	122
March.....	107	100	98	99	128	99	188	130
April.....	108	100	97	98	127	101	184	119
May.....	107	102	97	99	127	100	181	121
June.....	105	102	98	98	133	101	181	121
July.....	103	102	97	97	142	102	185	123
August.....	103	103	103	100	149	108	183	127
September.....	102	104	104	101	157	105	187	133
October.....	102	101	104	100	158	108	185	141
November.....	101	100	109	100	168	110	216	141
December.....	101	99	114	100	178	110	216	135

The results of the comparison once more show an earlier and a much greater rise of prices in the foreign country. Indeed, it seems probable that the advance in Italy began earlier and became greater than the advance in France. A direct comparison of the French and Italian medians does not give very reliable evidence. But this evidence is confirmed by reference to the American standard. Comparison of the American medians in Tables 10 and 11 indicates that the list of commodities used in the Italian-American table rose rather less than the list used in the French-American table; yet the Italian medians made from the list that rose less are distinctly higher than the French medians made from the list that rose more in the United States.

#### 4. RUSSIAN AND AMERICAN PRICE FLUCTUATIONS.

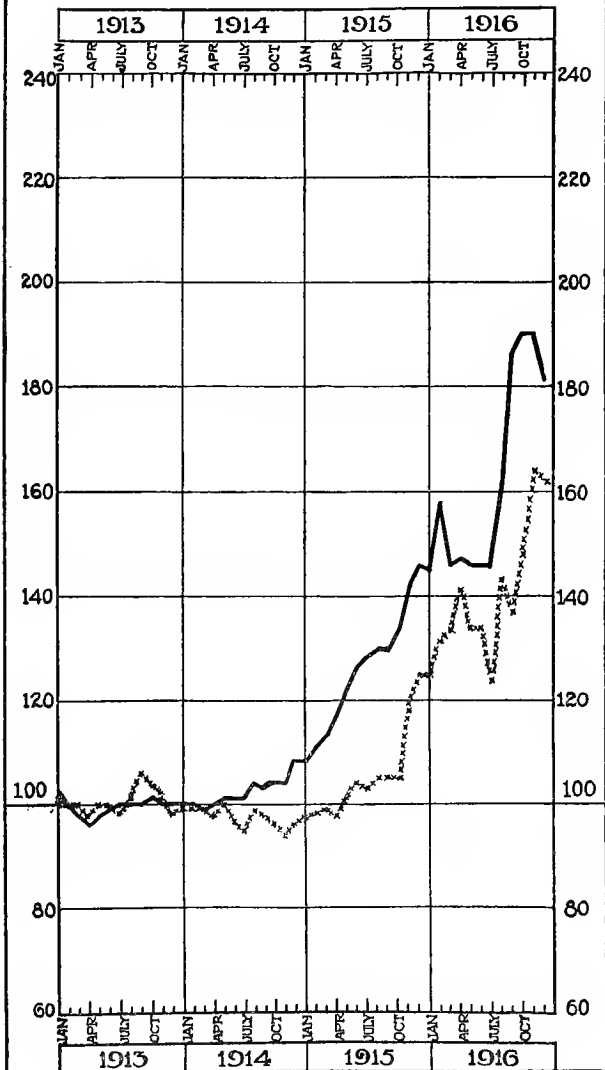
The Russian-American comparison in Table 12 stops at the end of 1916, like the Italian figures. The number of commodities is 23 at most and does not drop below 19 in any month until the last quarter of 1916, when it runs 18, 18, 17. For so short a list, however, the Russian commodities make a good showing; all but one of the articles are important staples and the different branches of production are fairly well represented.

The evidence suffices to show that the advance of prices in Russia began earlier and was greater in 1914-1916 than in the United States. But it does not suffice for a satisfactory comparison between the advance in Russia and in other European countries. The indication is that the Russian rise was less than the Italian, and not much more than the English up to the end of 1916 whatever may have hap-

# MEDIANS OF RELATIVE PRICES OF 23 COMMODITIES

IN  
\*\*\*\*\* UNITED STATES  
— RUSSIA

BY MONTHS  
JANUARY, 1913 TO DECEMBER, 1916  
AVERAGE QUOTED PRICES JULY, 1913 TO JUNE, 1914=100



pened since then. But no confident conclusion can be drawn without more data.

TABLE 12.—INDEX NUMBERS OF WHOLESALE PRICES IN RUSSIA AND THE UNITED STATES, BY MONTHS, QUARTERS, AND YEARS, 1913-1916.

[Medians of relative prices of identical lists of 23 commodities. Average prices in July, 1913-June, 1914=100.]

	1913		1914		1915		1916	
	Rus-sia.	United States.	Rus-sia.	United States.	Rus-sia.	United States.	Rus-sia.	United States.
Year.....	100	101	102	97	126	105	162	140
Quarters:								
First.....	100	100	100	99	111	98	150	130
Second.....	98	99	101	98	122	101	146	136
Third.....	100	102	103	97	129	104	165	135
Fourth.....	100	101	105	95	140	116	187	158
Months:								
January.....	102	101	100	99	108	97	145	125
February.....	100	100	100	99	111	98	158	131
March.....	98	100	99	99	113	99	146	133
April.....	96	98	100	98	117	98	147	141
May.....	98	100	101	100	122	101	146	134
June.....	99	100	101	97	126	104	146	134
July.....	100	98	101	95	128	103	146	124
August.....	100	101	104	99	130	105	162	143
September.....	100	106	103	98	130	105	186	137
October.....	101	103	104	96	133	105	190	148
November.....	100	102	104	94	142	118	190	164
December.....	100	98	108	96	146	125	181	162

### 5. JAPANESE AND AMERICAN PRICE FLUCTUATIONS.

Japanese price statistics are sufficiently abundant to give a good basis for comparison in every month from January, 1913, to October, 1918. There are 36 commodities in the full list, and the number for which quotations are lacking never exceeds four.

At last we find a country in which the war-time advance of prices began later and was less extreme than in the United States, at least until 1918, when the indication is that the Japanese level rose a little higher than the American. This result is not due to the list of commodities employed; for the American medians in the Japanese comparison run lower than in any of the other international comparisons so far made. The conclusion is confirmed, moreover, by the following figures, in which the annual index numbers compiled by the Yokohama Chamber of Commerce from the wholesale prices of 47 commodities are put side by side with the American index numbers made by the Price Section.

JAPANESE AND AMERICAN INDEX NUMBERS, BY YEARS, 1913-1917.

[Prices in 1913=100.]

Year.	Japan.	United States.
1913.....	100	100
1914.....	94	98
1915.....	89	101
1916.....	91	125
1917.....	138	173

MEDIANS OF RELATIVE PRICES OF  
**36 COMMODITIES**  
 IN  
 ..... UNITED STATES  
 — JAPAN

BY MONTHS  
 JANUARY, 1913 TO OCTOBER, 1918  
 AVERAGE QUOTED PRICES JULY, 1913 TO JUNE, 1914 = 100

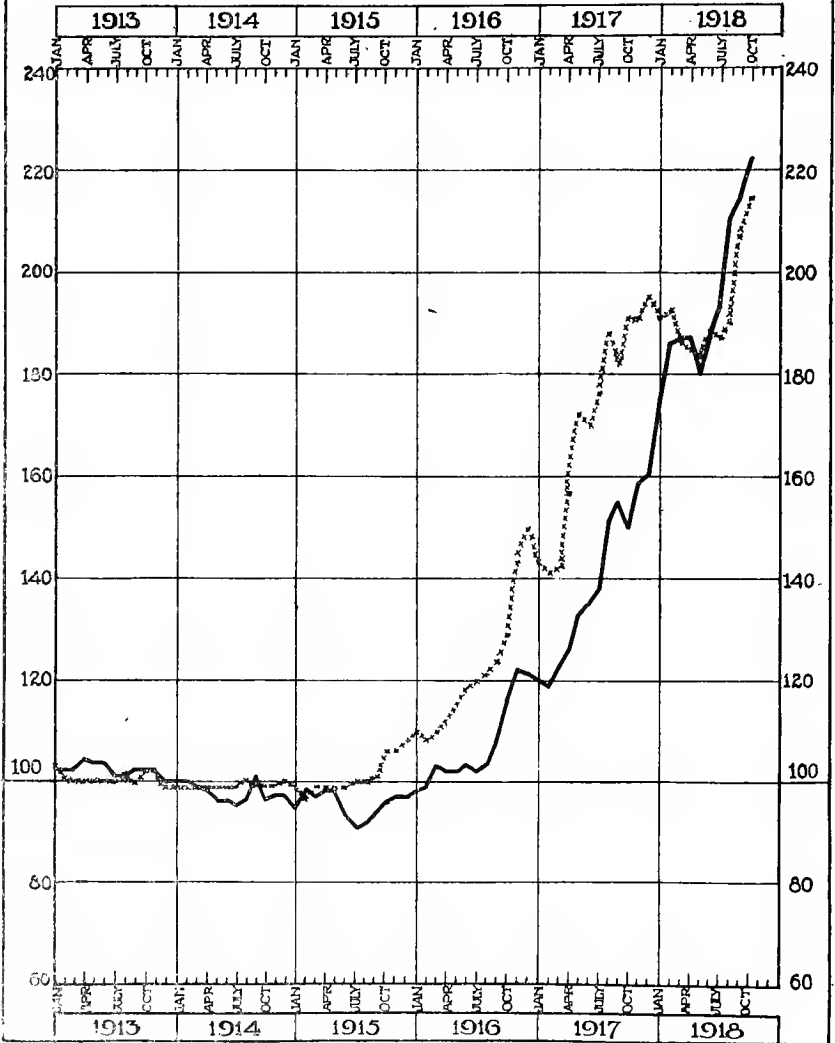




TABLE 13.—INDEX NUMBERS OF WHOLESALE PRICES IN JAPAN AND THE UNITED STATES, BY MONTHS, QUARTERS, AND YEARS, 1913-1918.

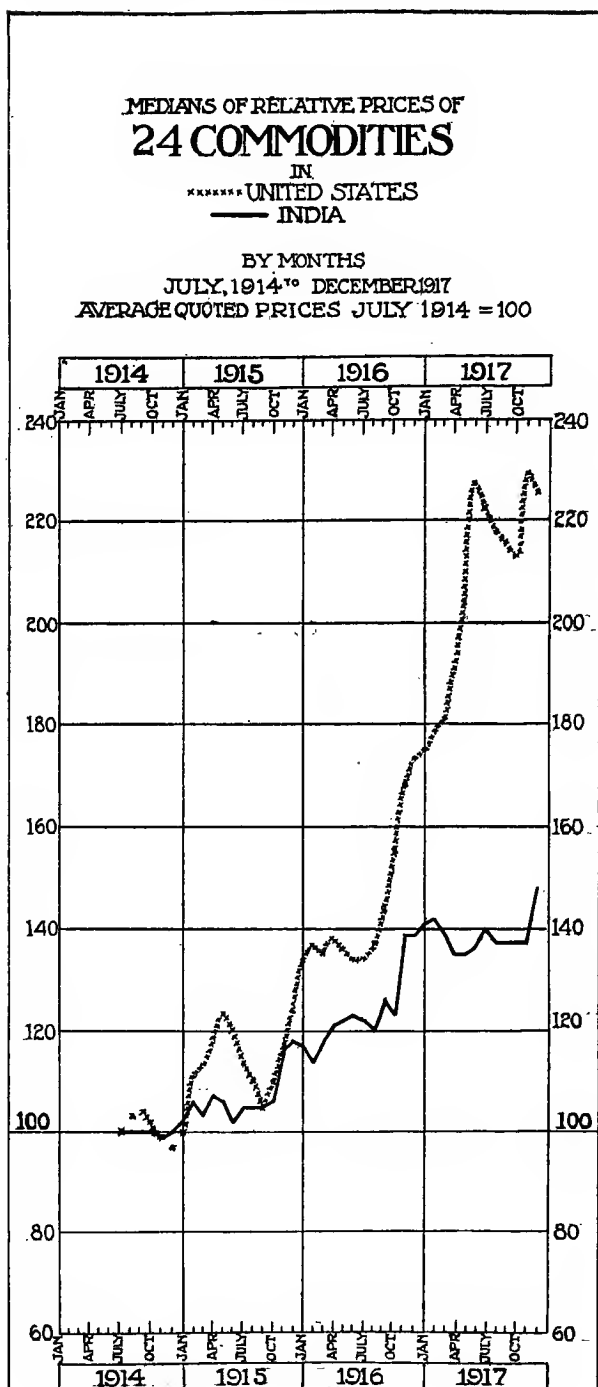
[Medians of relative prices of identical lists of 36 commodities. Average prices in July, 1913-June, 1914=100.]

	1913		1914		1915		1916		1917		1918	
	Japan.	United States.	Japan.	United States.	Japan.	United States.	Japan.	United States.	Japan.	United States.	Japan.	United States.
Year.....	102	101	98	99	96	101	107	122	139	171	.....	.....
Quarters:												
First.....	102	101	100	99	97	98	100	109	121	142	183	190
Second.....	103	100	97	99	96	99	102	115	131	166	185	185
Third.....	101	100	97	99	92	100	104	122	148	182	206	195
Fourth.....	101	101	97	99	97	107	120	141	156	192	.....	.....
Months:												
January.....	102	103	100	99	95	99	98	110	120	144	175	191
February.....	102	101	100	99	98	97	99	108	119	141	186	192
March.....	102	100	99	99	97	99	103	110	123	142	187	186
April.....	104	100	98	99	98	99	102	111	126	157	187	185
May.....	103	100	96	99	98	99	102	114	133	172	180	183
June.....	103	100	96	99	93	99	103	119	135	170	187	188
July.....	101	100	95	99	91	100	102	120	138	176	193	187
August.....	101	101	96	100	92	100	103	121	151	188	211	190
September.....	102	100	101	99	94	101	108	124	155	182	214	207
October.....	102	102	96	99	96	103	116	129	150	191	222	214
November.....	102	102	97	99	97	106	122	143	159	191	.....	.....
December.....	100	99	97	100	97	103	121	150	160	195	.....	.....

## 6. BRITISH INDIAN AND AMERICAN PRICE FLUCTUATIONS.

The available price statistics for British India start in July, 1914, run to the end of 1917, and include 24 commodities that can be matched after a fashion with similar American commodities. Hence the comparison can not be made upon the 1913-14 base. But for the United States, at least, the shift of base to July, 1914, probably makes little difference, since the Price Section's index number for that month is 99.

Indian prices behaved more like Japanese than like European or American prices. Although the American list used for Table 14 is made up of commodities that advanced decidedly faster on the average than the general American price level, their Indian equivalents showed a maximum increase of less than 50 per cent above the prewar level at the end of 1917. On the face of the figures the Indian advance exceeded the Japanese in 1915 and 1916, but fell behind the latter after the middle of 1917. In view of the difference between the American medians used in the two comparisons, however, it remains uncertain whether the conclusion for 1915 and 1916 is valid. Perhaps identical lists of commodities for Japan and for India would show fairly close agreement in these years. Of course, the inference that the Japanese prices rose more than Indian prices in the second half of 1917 is reinforced by the different behavior of the American medians.



Oriental prices in the past have moved more sluggishly than occidental prices. Commercial organization is less advanced, and custom plays a larger rôle in economic as well as in social life. The remarkable fact brought out by the Japanese and Indian comparisons is not that the increase in prices was less than at the distant seat of war or in America on which the western belligerents were drawing so heavily for supplies from the beginning of hostilities. It is rather that the revolution of European prices caused by the war affected so powerfully the economic fortunes even of the brown and yellow millions on the opposite side of the globe.

TABLE 14.—INDEX NUMBERS OF WHOLESALE PRICES IN INDIA AND THE UNITED STATES, BY MONTHS, QUARTERS, AND YEARS, 1914-1917.

[Medians of relative prices of identical lists of 24 commodities. Average prices in July, 1914=100.]

	1914		1915		1916		1917	
	India.	United States.	India.	United States.	India.	United States.	India.	United States.
Year.....	a 100	a 101	107	114	124	144	139	206
Quarters:								
First.....			104	108	116	135	141	178
Second.....			105	120	122	136	135	207
Third.....	100	102	105	109	123	138	138	218
Fourth.....	100	99	113	117	134	165	141	222
Months:								
January.....			102	100	117	134	141	175
February.....			106	111	114	137	142	179
March.....			103	113	118	135	139	181
April.....			107	119	121	138	135	191
May.....			106	123	122	136	135	204
June.....			102	119	123	134	136	227
July.....	100	100	105	113	122	134	140	222
August.....	100	103	105	110	120	137	137	217
September.....	100	104	105	105	126	144	137	215
October.....	100	100	106	110	123	155	137	212
November.....	99	99	116	117	139	168	137	229
December.....	100	97	118	124	139	173	148	225

aAverage of last six months.

## 7. AUSTRALIAN AND AMERICAN PRICE FLUCTUATIONS.

It is fortunate that the price data for Australia are rather full, since the course followed by the fluctuations differs in characteristic ways from the American, European, and oriental curves. Sixty-six commodities are included in the table of medians, and of these not more than one article is missing in any month from 1914-1916. Five more articles drop out in the course of 1917, but even in July, 1918, the last month for which quotations are now available, the number of commodities included is not reduced below 57. In addition, there is an excellent index number, prepared by the Commonwealth Statistician, including 92 commodities, and carefully weighted.

TABLE 15.—INDEX NUMBERS OF WHOLESALE PRICES IN AUSTRALIA AND THE UNITED STATES, BY MONTHS, QUARTERS, AND YEARS, 1913-1918.

[Average prices in July, 1913-June, 1914=100.]

A. *The Commonwealth Statistician's index number of wholesale prices compared with the Price Section's index number for the United States.*

	1913		1914		1915		1916		1917		1918	
	Australia.	United States.	Australia.	United States.	Australia.	United States.	Australia.	United States.	Australia.	United States.	Australia.	United States.
Year.....	100	101	106	99	148	102	139	126	153	175	.....	.....
Quarters:												
First.....	102	102	100	100	128	100	138	118	140	152	.....	.....
Second.....	101	100	103	97	153	100	136	123	146	177	.....	.....
Third.....	99	101	109	100	168	102	139	125	158	187	.....	.....
Fourth.....	99	102	113	98	142	107	139	139	166	182	.....	.....

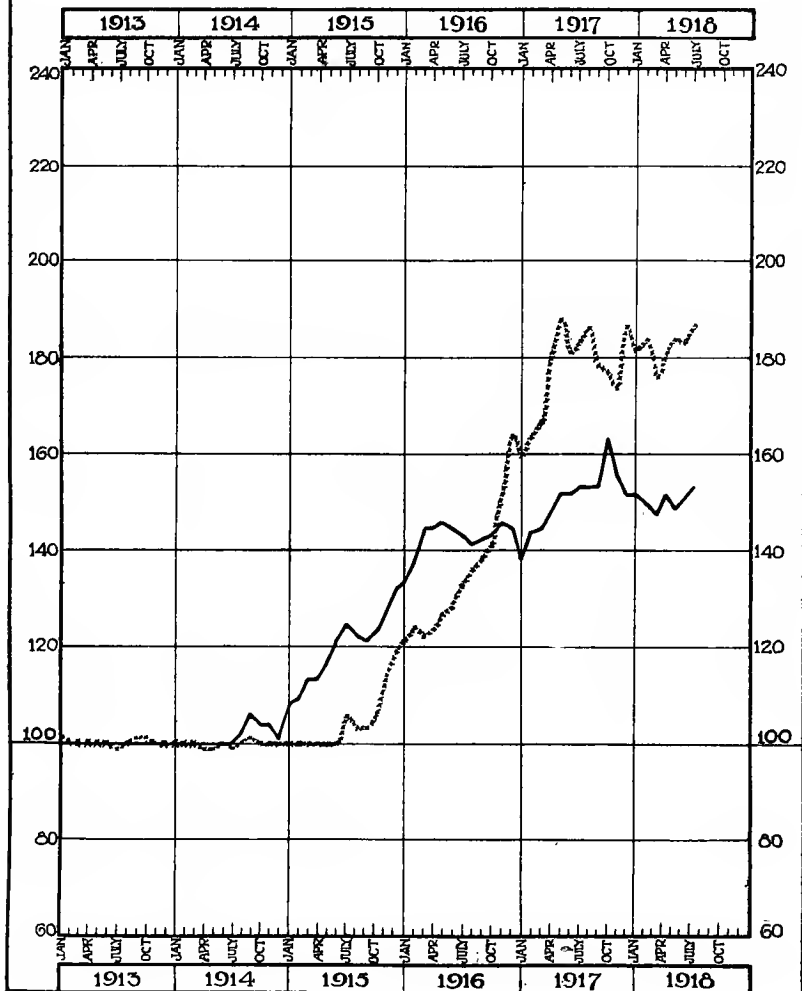
B. *Medians of relative prices of identical lists of 66 commodities.*

Year.....	100	100	102	100	119	104	143	134	151	177	.....	.....
Quarters:												
First.....	100	100	100	100	110	100	139	122	142	164	150	181
Second.....	100	100	100	99	117	100	145	126	151	183	151	183
Third.....	100	100	103	100	123	104	142	136	153	182	.....	.....
Fourth.....	100	100	103	100	127	113	145	152	157	179	.....	.....
Months:												
January.....	100	101	100	100	108	100	133	121	138	160	152	182
February.....	100	100	100	100	109	100	138	124	144	164	150	184
March.....	100	100	100	100	113	100	145	122	145	167	148	176
April.....	100	100	100	99	113	100	145	123	148	181	152	181
May.....	100	100	100	99	117	100	146	127	152	188	149	184
June.....	100	100	100	100	121	100	145	128	152	181	151	183
July.....	100	99	100	99	125	106	143	133	153	183	153	187
August.....	100	100	102	100	122	103	141	136	153	186	.....	.....
September.....	100	101	106	101	121	103	142	138	153	178	.....	.....
October.....	100	101	104	100	123	106	143	141	163	177	.....	.....
November.....	100	100	104	100	127	113	146	152	156	174	.....	.....
December.....	100	100	101	100	132	119	145	164	152	187	.....	.....

Far away as is Australia from the main seat of war, her heavy contributions in both men and supplies sent prices up in the autumn of 1914 as promptly as they rose in England. The rise in 1915 exceeded that in the mother country, if the official Australian index number is to be trusted, though the medians tell a different story. The explanation of this difference between the two series for Australia is simple. There was an exceptionally great rise in the prices of meats and agricultural produce—two classes of commodities which are of great importance in Australian business, although their number is not very large. Hence these articles influence the weighted index number much more than they influence the medians. In 1916 these two classes of goods and dairy produce declined in price, probably because of the large crops and because the growing dearth of shipping made it difficult for Great Britain to send to Melbourne for supplies that could be had nearer home. Though the other five classes of goods included in the official Australian index rose, the figures for "All commodities" fell in 1916, while prices in Europe and America were

MEDIANS OF RELATIVE PRICES OF  
**66 COMMODITIES**  
 IN  
 \*\*\*\*\* UNITED STATES  
 — AUSTRALIA

BY MONTHS  
 JANUARY, 1913<sup>1</sup> TO JULY, 1918  
 AVERAGE QUOTED PRICES JULY, 1913<sup>2</sup> TO JUNE, 1914=100



rising rapidly. The medians and the official index contradict each other again in this year; for, to repeat, the numbers of commodities that rose and fell count in the median without respect to their commercial importance. In 1917 the two series agree that prices advanced in Australia, though the level of prices attained fell short of the level in the United States by over 20 points. Finally, in 1918 the medians alone are available. Their testimony is that prices remained tolerably constant, at least until July, at a level somewhat lower than that of the preceding autumn. A supplementary index of prices in Sydney confirms this conclusion.

#### 8. CANADIAN AND AMERICAN PRICE FLUCTUATIONS.

In its Annual Report on Wholesale Prices in Canada, which can readily be obtained by interested Americans, the Canadian Department of Labour publishes the weekly or monthly prices of about 270 commodities. It also compiles an index number from the data which gives a satisfactory comparison with the American index prepared by the Price Section of the War Industries Board. Under these circumstances it has not seemed necessary to insert long tables of Canadian prices in the appendix of this bulletin or to make medians of relative prices from identical lists of commodities.

Table 16, which presents the Canadian and American index numbers in parallel columns, shows that the fluctuations of prices in Canada pursued a course intermediate between that followed in England and in the United States. Participation in the war from the outset caused prices to rise earlier in Canada than in the United States, though not so early or so rapidly as in England. Throughout 1915 and 1916 the Canadian index averaged not much more than 10 points higher than the American, a margin which was temporarily wiped out by the great uprush of prices in this country when it declared war. But prices seem to have been less efficiently controlled in Canada in 1918 than they were in the United States, so that the Canadian index numbers regained their lead of 10 points or more.

INDEX NUMBERS OF WHOLESALE PRICES  
 IN  
 \*\*\*\*\* UNITED STATES  
 ——— CANADA

BY MONTHS  
 JANUARY 1913 TO DECEMBER, 1918  
 AVERAGE QUOTED PRICES, JULY, 1913 TO JUNE 1914 = 100

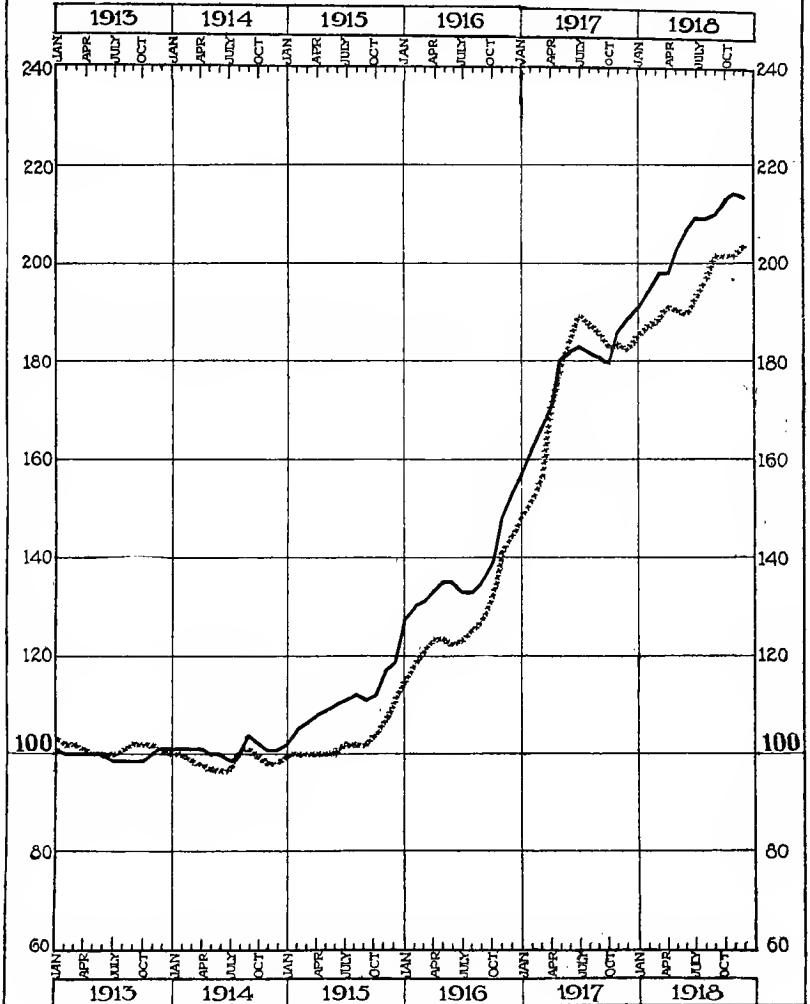


TABLE 16.—INDEX NUMBERS OF WHOLESALE PRICES IN CANADA AND THE UNITED STATES, BY MONTHS, QUARTERS, AND YEARS, 1913-1918.

[A comparison of the series compiled by the Canadian Department of Labour and by the Price Section of the War Industries Board. Average prices in July, 1913-June, 1914=100.]

	1913		1914		1915		1916		1917		1918	
	Can.	U. S.	Can.	U. S.	Can.	U. S.	Can.	U. S.	Can.	U. S.	Can.	U. S.
Year.....	100	101	101	99	110	102	136	126	176	175	205	194
Quarters:												
First.....	100	102	101	100	105	100	129	118	161	152	194	187
Second.....	100	100	100	97	109	100	134	123	177	177	203	190
Third.....	99	101	101	100	111	102	134	125	182	187	209	197
Fourth.....	100	102	102	98	116	107	146	139	185	182	213	202
Months:												
January.....	101	103	101	100	102	100	127	115	157	148	191	185
February.....	100	102	101	100	105	100	130	118	162	151	194	187
March.....	100	102	101	99	107	100	131	121	166	156	198	188
April.....	100	101	101	98	108	100	133	123	170	170	198	191
May.....	100	100	100	97	109	100	135	123	180	178	203	190
June.....	100	100	100	97	110	100	135	122	182	183	207	189
July.....	99	100	99	97	111	102	133	123	183	189	209	193
August.....	99	101	100	101	112	102	133	125	182	187	209	196
September.....	99	102	104	101	111	102	135	127	181	186	210	201
October.....	99	102	102	99	112	104	139	132	180	182	213	201
November.....	100	102	101	98	117	107	148	141	186	183	214	201
December.....	101	101	101	98	119	111	153	144	189	182	213	203

### 9. GERMAN, AUSTRIAN, AND AMERICAN PRICE FLUCTUATIONS.

For Germany and Austria no systematic price quotations after the close of 1915 are now available in the United States. Even for 1913-1915 the Austrian data are scanty, comprising but 14 commodities at most, and of these quotations for one or two are lacking in several months. Moreover, the list includes nothing but food products, hay, and straw. The German-American list is better balanced, longer—30 commodities—and the omissions do not cut down the number in any month below 25 commodities.

So far as the figures go, the 1915 rise of prices in Austria seems to have been far more violent than the rise in any other country investigated. The German advance was certainly less than the Austrian, but seemingly greater than the English in 1915.



TABLE 17.—INDEX NUMBERS OF WHOLESALE PRICES IN GERMANY AND THE UNITED STATES, BY MONTHS, QUARTERS, AND YEARS, 1913-1915.

[Medians of relative prices of identical lists of 30 commodities. Average prices in July, 1913-June, 1914=100.]

	1913		1914		1915	
	Ger- many.	United States.	Ger- many.	United States.	Ger- many.	United States.
Year .....	102	101	103	100	137	103
Quarters:						
First .....	102	102	99	100	121	100
Second .....	102	101	99	99	134	100
Third .....	101	101	101	100	144	103
Fourth .....	101	100	114	100	148	108
Months:						
January .....	102	102	100	99	118	100
February .....	102	102	99	100	121	100
March .....	102	102	99	100	125	101
April .....	102	102	98	100	129	101
May .....	102	102	100	99	134	100
June .....	102	100	100	99	140	100
July .....	102	100	100	97	145	100
August .....	101	100	100	101	143	105
September .....	101	102	104	102	144	104
October .....	102	100	109	100	148	106
November .....	101	100	116	100	142	109
December .....	100	100	116	100	154	108

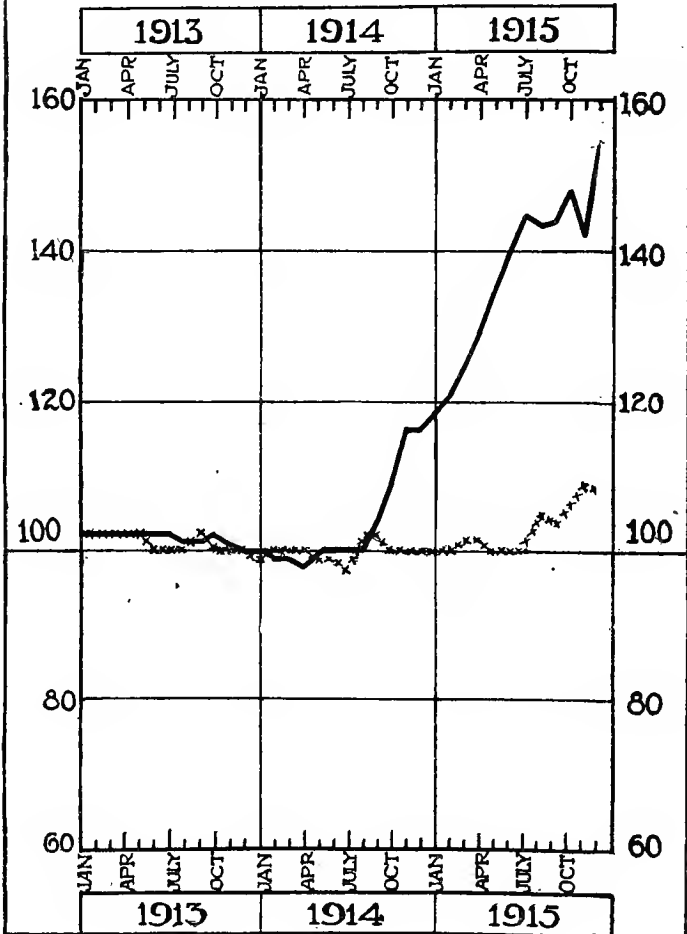
TABLE 18.—INDEX NUMBERS OF WHOLESALE PRICES IN AUSTRIA AND THE UNITED STATES, BY MONTHS, QUARTERS, AND YEARS, 1913-1915.

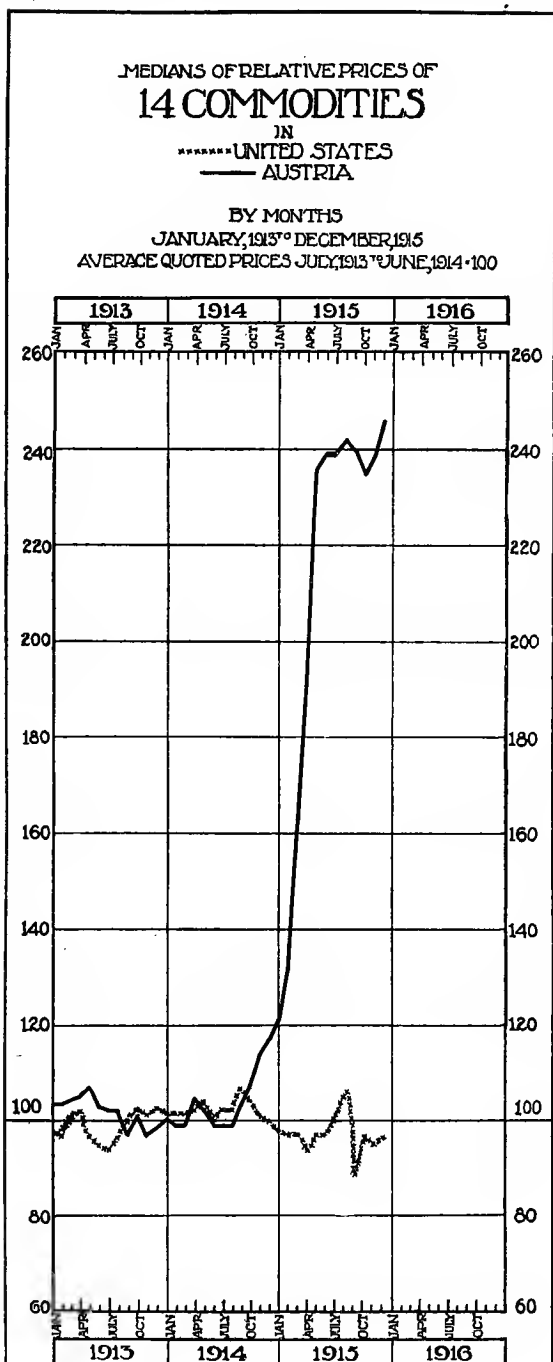
[Medians of relative prices of identical lists of 14 commodities. Average prices in July, 1913-June, 1914=100.]

	1913		1914		1915	
	Aus- tria.	United States.	Aus- tria.	United States.	Aus- tria.	United States.
Year .....	102	99	103	102	210	97
Quarters:						
First .....	103	99	99	101	139	97
Second .....	105	98	101	102	222	96
Third .....	100	97	100	104	240	99
Fourth .....	99	102	113	102	240	96
Months:						
January .....	103	98	100	101	121	98
February .....	103	97	99	101	132	97
March .....	104	101	99	101	163	97
April .....	105	102	103	102	191	94
May .....	107	97	102	104	236	97
June .....	103	95	99	100	239	97
July .....	102	94	99	102	239	101
August .....	102	97	99	102	242	106
September .....	97	100	103	107	240	89
October .....	101	102	107	104	236	97
November .....	97	101	114	101	238	95
December .....	98	102	117	100	246	96

MEDIANS OF RELATIVE PRICES OF  
**30 COMMODITIES**  
 IN  
 \*\*\*\*\* UNITED STATES  
 — GERMANY

BY MONTHS  
 JANUARY, 1913<sup>o</sup> DECEMBER, 1915  
 AVERAGE QUOTED PRICES  
 JULY, 1913<sup>o</sup> & JUNE, 1914=100





## 10. SCANDINAVIAN AND AMERICAN PRICE FLUCTUATIONS.

The lists of commodities that can be quoted from Denmark, Sweden, and Norway are all short, including but 17, 12, and 18 commodities, respectively. The medians show, however, rather close agreement among themselves, closer agreement, indeed, than the three corresponding medians for the United States show. The three countries may, therefore, all be discussed together.

Situated close to the field of war, and having commercial relationships with both sides in the struggle, the Scandinavian markets naturally experienced violent price fluctuations. The three medians run over 30 points higher than the American figures in 1915 and 55-70 points higher than the American figures in 1916. The Swedish prices alone extend beyond 1916. They show a most extraordinary advance in 1918; but the figures rest on a very narrow basis.

TABLE 19.—INDEX NUMBERS OF WHOLESALE PRICES IN DENMARK AND THE UNITED STATES, BY MONTHS, QUARTERS, AND YEARS, 1913-1916.

[Medians of relative prices of identical lists of 17 commodities. Average prices in July, 1913-June, 1914=100.]

	1913		1914		1915		1916	
	Denmark.	United States.	Denmark.	United States.	Denmark.	United States.	Denmark.	United States.
Year.....	100	101	103	101	134	101	182	127
Quarters:								
First.....	100	100	100	99	122	100	154	116
Second.....	100	100	100	99	128	95	179	117
Third.....	100	102	101	103	135	100	188	125
Fourth.....	100	101	109	101	151	109	205	150
Months:								
January.....	100	100	100	100	120	101	158	119
February.....	100	100	100	99	124	100	146	116
March.....	101	101	100	99	121	100	158	112
April.....	100	99	100	98	129	95	167	118
May.....	100	100	100	99	125	95	187	114
June.....	100	100	100	100	130	96	183	120
July.....	100	100	100	100	130	98	181	121
August.....	100	103	100	104	130	100	187	124
September.....	100	102	103	104	146	102	196	130
October.....	100	101	104	100	154	108	196	139
November.....	100	102	110	103	154	107	210	151
December.....	100	100	112	100	146	111	210	159

MEDIANS OF RELATIVE PRICES OF  
**17 COMMODITIES**  
 IN  
 \*\*\*\*\* UNITED STATES  
 ——— DENMARK

BY MONTHS  
 JANUARY 1913 \* DECEMBER, 1916  
 AVERAGE QUOTED PRICES JULY, 1913 \* JUNE, 1914=100

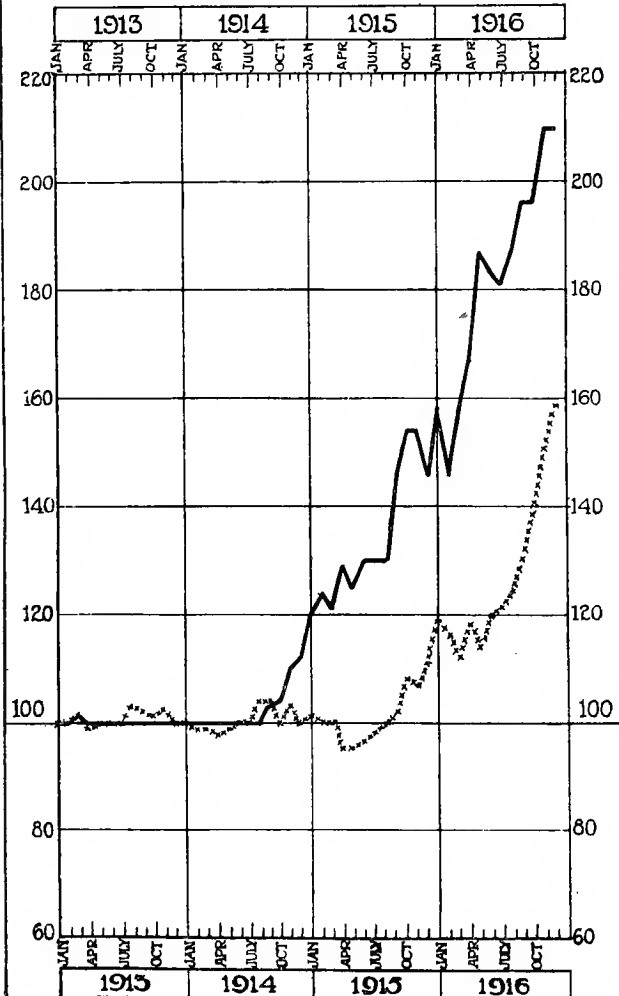


TABLE 20.—INDEX NUMBERS OF WHOLESALE PRICES IN SWEDEN AND THE UNITED STATES, BY MONTHS, QUARTERS, AND YEARS, 1913-1918.

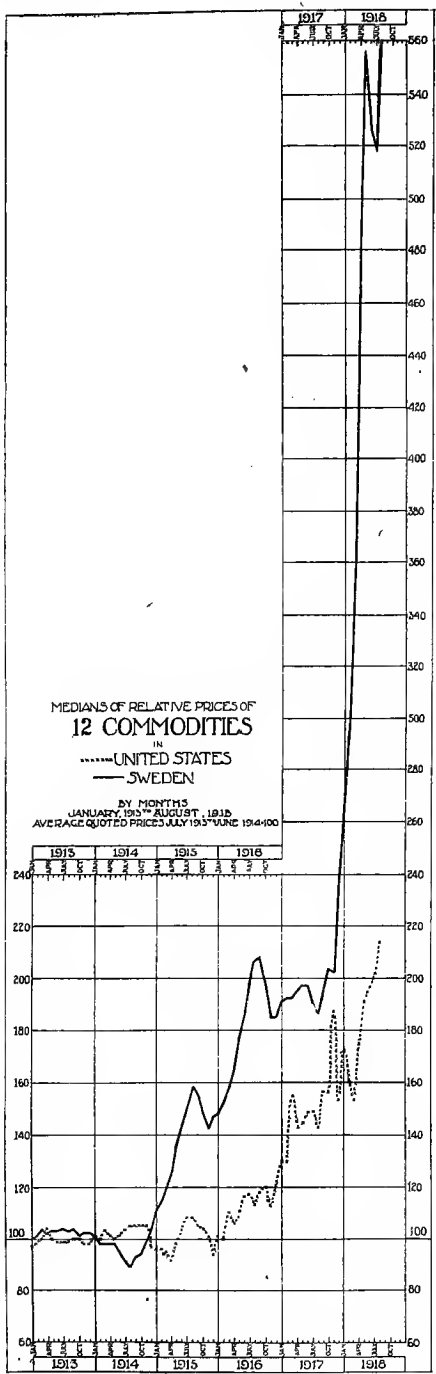
[Medians of relative prices of identical lists of 12 commodities. Average prices in July, 1913-June, 1914=100.]

	1913		1914		1915		1916		1917		1918	
	Swe- den.	United States.	Swe- den.	United States.	Swe- den.	United States.	Swe- den.	United States.	Swe- den.	United States.	Swe- den.	United States.
Year.....	103	99	97	102	138	100	181	112	198	150	.....	.....
Quarters:												
First.....	102	98	99	101	116	96	153	104	192	138	307	162
Second.....	103	101	97	101	136	97	176	110	196	146	513	188
Third.....	104	99	91	104	155	107	204	116	190	150	.....	.....
Fourth.....	102	99	99	102	146	100	189	118	214	166	.....	.....
Months:												
January.....	100	97	101	101	111	96	148	101	191	130	264	172
February.....	101	98	98	100	115	96	152	100	192	130	297	160
March.....	104	100	98	103	121	95	158	110	192	155	359	153
April.....	102	104	98	101	126	92	165	106	195	143	456	175
May.....	103	100	98	100	137	98	177	108	197	145	557	191
June.....	103	99	94	101	145	102	185	116	197	149	527	197
July.....	104	99	91	103	151	108	198	117	188	149	519	202
August.....	103	99	89	105	159	108	207	113	187	143	559	213
September.....	104	100	93	105	155	105	208	118	194	157	.....	.....
October.....	101	100	94	105	148	104	198	120	203	157	.....	.....
November.....	102	98	99	105	142	101	185	112	202	187	.....	.....
December.....	102	98	103	97	147	94	185	121	238	154	.....	.....

TABLE 21.—INDEX NUMBERS OF WHOLESALE PRICES IN NORWAY AND THE UNITED STATES, BY MONTHS, QUARTERS, AND YEARS, 1913-1916.

[Medians of relative prices of identical lists of 18 commodities. Average prices in July, 1913-June, 1914=100.]

	1913		1914		1915		1916	
	Nor- way.	United States.	Nor- way.	United States.	Nor- way.	United States.	Nor- way.	United States.
Year.....	101	98	106	100	140	103	192	121
Quarters:								
First.....	104	95	100	99	125	103	170	114
Second.....	99	97	101	100	137	101	200	121
Third.....	100	99	105	99	143	105	196	117
Fourth.....	100	102	118	103	153	104	201	130
Months:								
January.....	104	97	100	100	124	103	169	112
February.....	102	94	100	99	126	102	168	115
March.....	107	93	100	98	126	103	172	116
April.....	98	96	99	99	137	101	186	119
May.....	100	98	102	101	137	99	204	122
June.....	100	97	101	99	137	102	210	123
July.....	100	95	101	97	138	109	194	117
August.....	100	97	105	99	146	107	195	113
September.....	100	104	108	102	146	99	198	120
October.....	100	103	115	102	148	100	201	123
November.....	100	101	119	104	151	106	200	134
December.....	101	101	121	104	159	107	203	132



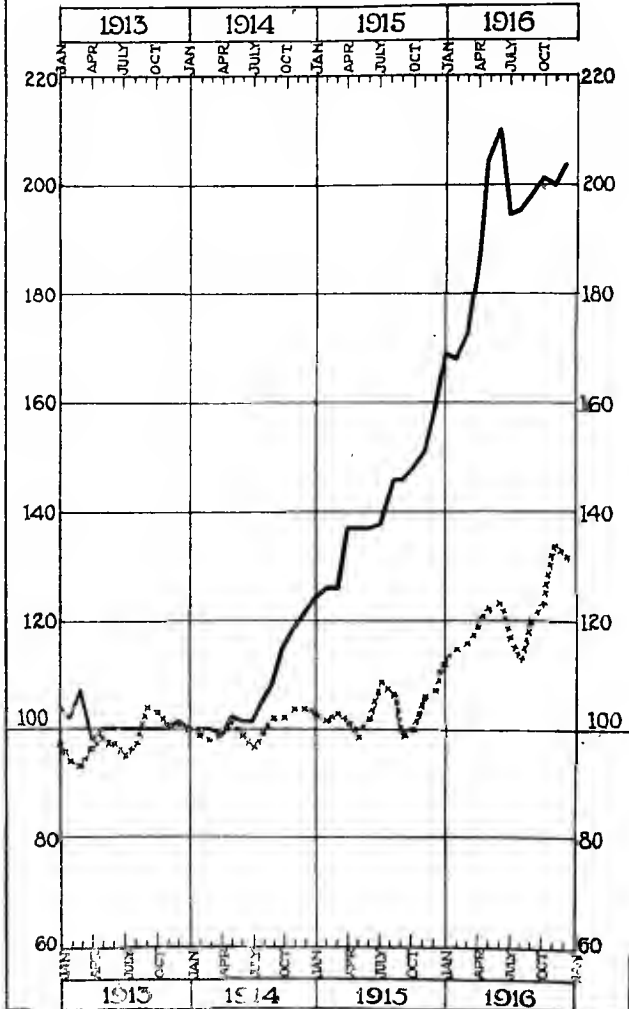
MEDIANS OF RELATIVE PRICES OF  
**18 COMMODITIES**

IN  
\*\*\*\*\* UNITED STATES  
—— NORWAY

BY MONTHS

JANUARY 1913<sup>o</sup> DECEMBER, 1916

AVERAGE QUOTED PRICES JULY, 1913<sup>o</sup> JUNE, 1914<sup>o</sup> 100





## 11. ARGENTINIAN AND AMERICAN PRICE FLUCTUATIONS.

Argentina, like other countries far from Europe, suffered both as a buyer and as a seller of merchandise during the war. A restriction of imports tended to drive up the prices of some goods and inability to ship all that she produced for export tended to drive down the price of other goods. The saving factor in the situation from her viewpoint was that certain of the great Argentine staples—notably wheat, wool, meat, and hides—were indispensable to the allies and could not be had in sufficient quantities at nearer ports. These goods commanded high prices in Europe, and shipping had to be sent to the River Plate to fetch them, even in the most anxious months of the struggle, when every available ton was wanted for the transport of American soldiers and equipment to France.

The rather brief list of commodities for which acceptable quotations could be had indicate that the net effect of the opposing market forces was an advance of prices considerable, indeed, but much less than the advance in the United States. The chief characteristic of the Argentine series, however, is the manner in which it jumps about from month to month. This erratic movement is probably due largely to the scantiness of the data; but it may be in part genuine and due to the irregularity with which ships arrived to bring foreign supplies and to relieve the congestion of Argentine products piling up in the warehouses of Buenos Aires.

TABLE 22.—INDEX NUMBERS OF WHOLESALE PRICES IN ARGENTINA AND THE UNITED STATES, BY MONTHS, QUARTERS, AND YEARS, 1913-1918.

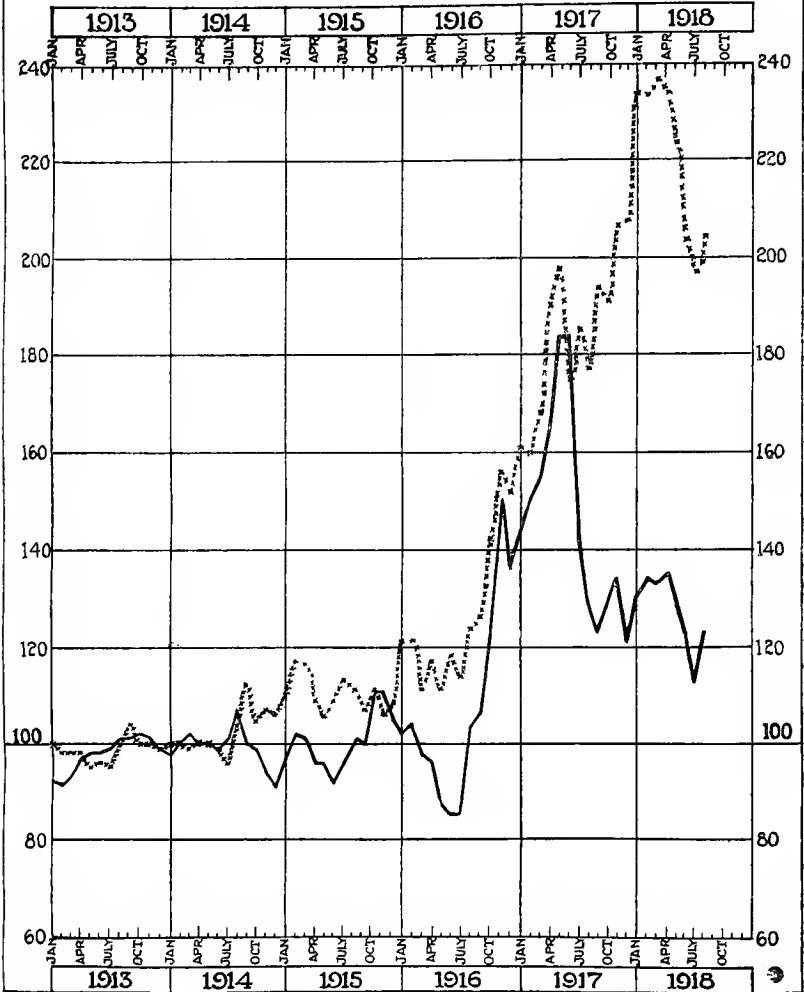
[Medians of relative prices of identical lists of 21 commodities. Average prices in July, 1913-June, 1914=100.]

	1913		1914		1915		1916		1917		1918	
	Argen- tina.	United States.	Argen- tina.	United States.	Argen- tina.	United States.	Argen- tina.	United States.	Argen- tina.	United States.	Argen- tina.	United States.
Year.....	98	99	100	103	101	110	106	126	146	185	.....	.....
Quarters:												
First.....	92	99	100	100	100	114	101	118	149	163	132	234
Second.....	98	96	100	100	95	108	89	115	177	188	128	220
Third.....	100	100	103	104	99	110	98	121	131	188	.....	.....
Fourth.....	101	100	95	106	109	108	136	150	128	201	.....	.....
Months:												
January.....	92	100	98	100	97	110	102	121	143	161	130	233
February.....	91	98	100	100	102	117	104	121	150	160	134	233
March.....	93	98	102	99	101	116	98	111	155	168	133	236
April.....	97	98	100	100	96	109	96	117	165	190	135	233
May.....	98	95	100	100	96	106	87	111	183	198	128	223
June.....	98	96	99	99	92	109	85	118	183	175	122	203
July.....	99	95	101	96	96	113	85	114	142	185	112	197
August.....	101	100	107	104	101	111	103	124	129	177	124	204
September.....	101	104	100	112	100	107	106	126	123	193	.....	.....
October.....	102	100	99	105	111	111	123	142	128	191	.....	.....
November.....	101	100	94	107	111	106	150	156	134	206	.....	.....
December.....	99	99	91	106	105	108	136	152	121	207	.....	.....

MEDIANS OF RELATIVE PRICES OF  
21 COMMODITIES

\*\*\*\*\* UNITED STATES  
— ARGENTINA

BY MONTHS  
JANUARY, 1913 TO AUGUST, 1918  
AVERAGE QUOTED PRICES JULY, 1913 TO JUNE, 1914=100



## 12. CONCLUSIONS.

The outstanding fact established by the preceding tables is that the extraordinary rise of prices which started in Europe on the outbreak of the war spread over the whole commercial world. Remoteness from the chief scene of conflict did not protect Japan or Australia from a revolution in prices; difference of economic organization did not protect India; the maintenance of neutrality did not protect Argentina. No other development has ever demonstrated so forcibly the strength of the economic bonds that unite all the nations of the globe in a common fortune.

In comparison with this basic similarity, the differences between the price fluctuations that occurred in various countries are matters of secondary importance; yet they merit attention. In England, France, Italy, Germany, Austria, Russia, Denmark, Sweden, and Norway, and even in the distant British colonies of Canada and Australia, a sustained advance began before the end of 1914. India was definitely drawn into the price revolution early in 1915, Argentina and the United States in the latter part of 1915, and Japan early in 1916. Regarding the ultimate degree of the advance, little can be said until figures for 1917 and 1918 become available for all countries. But there is present evidence that in 1915 food prices, at least, rose more violently in Austria than elsewhere; that French prices advanced more than British prices, and Italian more than French; that at least up to the end of 1916 the Scandinavian neutrals were affected in about the same degree as the European belligerents; and that the rise in other parts of the world was less extreme than in Europe.

The American price fluctuations were distinctly less violent than the fluctuations in England, not to speak of the belligerents and neutrals in Europe. In Canada also the price level was higher than in the United States, except for the first few months of American participation in the war. Australian prices stood higher than ours in 1914-1916, but lower in 1917-18. Japanese prices, on the contrary, lagged behind American prices until July, 1918, when they seem to have taken the lead. Of the 14 countries studied there are only 2 in which the level of prices was all the time less than in the United States—India, for which the quotations end with 1917, and Argentina, with which the comparison extends to August, 1918.

## 13. ACKNOWLEDGMENTS.

For assistance in collecting price quotations and for advice concerning the matching of foreign and American commodities thanks are due to the following:

ACLAND, F. A., Deputy Minister of Labour, Canadian Department of Labour, Ottawa,

- ARBIB-COSTA, A., Associate Director, Italian Bureau of Public Information, 501 Fifth Avenue, New York City.
- ASHLEY, GEORGE, Geological Survey, Interior Department, Washington, D. C.
- BALLOU, HOWARD M., care of Facts About Sugar, 82 Wall Street, New York City.
- BAYLEY, CHARLES CLIVE, British Consul General, New York City.
- BRADDON, H. Y., Australian Commissioner, 61 Broadway, New York City.
- BRODERICK, J. J., British Embassy, Washington, D. C.
- CAMPBELL, M. R., Geological Survey, Interior Department, Washington, D. C.
- CLARK, VICTOR, Carnegie Institute, Washington, D. C.
- COATS, R. H., Dominion Statistician, Canadian Department of Labour, Ottawa, Canada.
- DROSTE & SNYDER, 177 Duane Street, New York City.
- EDGAR, GRAHAM, National Research Council, Washington, D. C.
- ELDRIDGE, F. R., Far East Division, Department of Commerce, Washington, D. C.
- ELLIS, WAYNE, Fuel Administration, Washington, D. C.
- FERRERO, FELICE, Director, Italian Bureau of Public Information, 501 Fifth Avenue New York City.
- FUJIN, K., Nippon Dry Goods Co., 102 West Thirty-second Street, New York City.
- GALE, WILLIAM H., American Consul General, Copenhagen, Denmark.
- GERLI & Co., E. (INC.), 119 East Twenty-seventh Street, New York City.
- GILMAN, H. M., Customs Division, Treasury Department, Washington, D. C.
- GOODIER, JAMES H., American Consul, Palma de Mallorca, Spain.
- GRANATA, G., President, Italian Chamber of Commerce, 203 Broadway, New York City.
- HALSTEAD, ALBERT, American Consul General, Stockholm, Sweden.
- HARRIS, HENRY J., Documents Division, Library of Congress.
- HAWORTH, B. C., Naval Intelligence, New Navy Building, Washington, D. C.
- HISADA, Manager, Yamanaka & Co., 1253 Connecticut Avenue, Washington, D. C.
- KEENE, FRANCIS B., American Consul General, Rome, Italy.
- KLINE, JULIUS, Latin-American Division, Bureau of Foreign and Domestic Commerce, Department of Commerce, Washington, D. C.
- KRAL, J. J., Bureau of Foreign and Domestic Commerce, Department of Commerce, Washington, D. C.
- LETCHER, MARION, American Consul General, Christiania, Norway.
- LIEBERT, GASTON ERNEST, French Consul General, New York City.
- LISTOE, S., American Consul General, Rotterdam, Holland.
- MCCLEARY, JAMES T., Secretary American Iron and Steel Institute, Adams Building, 61 Broadway, New York City.
- MAYLANDER, ALFRED, Department of Labor, Washington, D. C.
- MEARS, E. G., Division of Commercial Attachés, Bureau of Foreign and Domestic Commerce, Department of Commerce, Washington, D. C.
- MELTCHENKO, E. O., Foreign Trade Agent, Central War Industrial Committee of Russia, 1014 Flatiron Building, New York City.
- MORIMURI, ARAI & Co., 19 Madison Avenue, New York City.
- PIVA, CELESTINO, American Silk Association, 46 Union Square, New York City.
- RAWN, CHRISTOPHER, Consul General for Norway, 17 State Street, New York City.
- ROGERS, BROWN & Co., Corn Exchange Bank Building, New York City.
- SEGAL, JACOB BERNARD, United States Food Administration, Washington, D. C.
- SMART, W. A., Vice Consul, British Consulate General, New York City.
- SMITH, MARY B., Statistician, Silk Association of America, 354 Fourth Avenue, New York City.
- THE SOLVAY PROCESS Co., Syracuse, N. Y.
- SPEEK, PETER A., Chief, Slavic Division, Library of Congress, Washington, D. C.

SUZUKI & Co. (Ltd.), 15-21 Park Row, New York City.

SYKES, WALTER F., 176 William Street, New York City.

VEITCH, F. P., Bureau of Chemistry, Department of Agriculture, Washington, D. C.

VOGEL, FRED, Tanners' Council, Washington, D. C.

ZAK, JOSEPH, Czecho-Slovak National Council, Washington, D. C.

ZON, RAPHAEL, Forest Service, Department of Agriculture, Washington, D. C.

#### 14. EXPLANATION OF TERMS.

In the tables that follow it is presumed that the reader is familiar with the unit-of-quantity terms employed. However, it is deemed advisable to give the American equivalents of a few that are less frequently used in this country.

For India: 1 bale=400 pounds; 1 candy=784 pounds; 1 factory maund=74.67 pounds; 1 factory ser=1.86 pounds; 1 maund=82.286 pounds; 1 morah=20 hanks equal to 16,800 yards.

For Japan: 1 bu=1.4311 lines; 1 jo=3.3140 yards or 9.942 feet; 1 kama=40 yards; 1 ken=1.9884 yards or 5.965 feet; 1 kin=1.3227 pounds, avoird.; 1 koku=39.7033 gallons; 1 kwan=8.2673 pounds, avoird.; 1 sho=1.5881 quarts; 1 shaku=11.9305 inches; 1 tan=about 35 feet; 1 to=3.9705 gallons; 1 tsubo=3.9537 square yards.

For Russia: 1 pood=36.1128 pounds, avoird.

WHOLESALE PRICES IN THE UNITED KINGDOM AND THE UNITED STATES, BY MONTHS, QUARTERS, AND YEARS, 1913-1918.

Market... Unit..... Base price.	Acetone.				Acid, acetic.				Acid, carbolic.			
	Actual price.		Relative price.		Actual price.		Relative price.		Actual price.		Relative price.	
	U. K.	U. S.	U. K.	U. S.	U. K.	U. S.	U. K.	U. S.	U. K.	U. S.	U. K.	U. S.
	Manchester	New York.	Manchester	New York.	Manchester	New York.	Manchester	New York.	Manchester	New York.	Manchester	New York.
Ton.....	Pound.....	.....	.....	Cwt.....	Pound.....	.....	.....	Pound.....	Pound.....	.....	.....	
£ s. d.	Dolls.	.....	.....	£ s. d.	Dolls.	.....	.....	£ s. d.	Dolls.	.....	.....	
1913—Year....	74 5 0	.1559	119 120	0 19 11.50	.0194	112 113	0 0 4.58	.1125	126 132			
Quarters—												
First.....	81 6 8	.1650	131 127	1 0 6	.0200	115 117	0 0 5.63	.1383	155 162			
Second.....	74 13 4	.1592	120 123	1 0 2	.0200	113 117	0 0 4.92	.1250	136 146			
Third.....	73 6 8	.1575	118 121	1 0 0	.0200	112 117	0 0 4.30	.1033	118 121			
Fourth.....	67 13 4	.1417	109 109	0 19 2	.0175	107 102	0 0 3.46	.0833	95 98			
Months—												
January....	82 0 0	.1650	132 127	1 0 6	.0200	115 117	0 0 6	.1400	165 164			
February....	81 0 0	.1650	130 127	1 0 6	.0200	115 117	0 0 5.50	.1400	152 164			
March.....	81 0 0	.1650	130 127	1 0 6	.0200	115 117	0 0 5.38	.1350	148 158			
April.....	75 0 0	.1600	121 123	1 0 6	.0200	115 117	0 0 5.13	.1300	141 152			
May.....	75 0 0	.1600	121 123	1 0 0	.0200	112 117	0 0 4.88	.1250	134 146			
June.....	74 0 0	.1575	119 121	1 0 0	.0200	112 117	0 0 4.75	.1200	131 141			
July.....	73 0 0	.1575	117 121	1 0 0	.0200	112 117	0 0 4.38	.1200	121 141			
August....	73 0 0	.1575	117 121	1 0 0	.0200	112 117	0 0 4.38	.0975	121 114			
September..	74 0 0	.1575	119 121	1 0 0	.0200	112 117	0 0 4.13	.0925	114 108			
October....	74 0 0	.1550	119 119	0 19 6	.0175	109 102	0 0 3.63	.0850	100 100			
November...	65 0 0	.1350	104 104	0 19 6	.0175	107 102	0 0 3.38	.0850	93 100			
December..	64 0 0	.1350	103 104	0 19 0	.0175	107 102	0 0 3.38	.0800	93 94			
1914—Year....	71 7 6	.1134	115 87	0 17 9.83	.0156	100 91	0 0 6.25	.2033	172 238			
Quarters—												
First.....	57 10 0	.1150	92 89	0 17 0	.0159	95 93	0 0 3.38	.0783	93 92			
Second.....	50 6 8	.1050	81 81	0 15 2	.0150	85 88	0 0 3.38	.0767	93 90			
Third.....	69 6 8	.1067	111 82	0 17 10	.0150	100 88	0 0 6.67	.2117	184 248			
Fourth.....	108 6 8	.1267	174 98	0 21 3.33	.0167	119 98	0 0 11.58	.4467	319 523			
Months—												
January....	62 10 0	.1200	100 92	0 19 0	.0163	107 95	0 0 3.38	.0800	93 94			
February....	56 0 0	.1200	90 92	0 16 6	.0163	93 95	0 0 3.38	.0775	93 91			
March.....	54 0 0	.1050	87 81	0 15 6	.0150	87 88	0 0 3.38	.0775	93 91			
April.....	53 0 0	.1050	85 81	0 15 6	.0150	87 88	0 0 3.38	.0775	93 91			
May.....	50 0 0	.1050	80 81	0 15 0	.0150	84 88	0 0 3.38	.0775	93 91			
June.....	48 0 0	.1050	77 81	0 15 0	.0150	84 88	0 0 3.38	.0750	93 88			
July.....	48 0 0	.1050	77 81	1 15 0	.0150	84 88	0 0 3.50	.0750	96 88			
August....	60 0 0	.1050	96 81	0 16 6	.0150	93 88	0 0 8	.1000	220 117			
September..	100 0 0	.1100	161 85	1 2 0	.0150	123 88	0 0 8.50	.4600	234 539			
October....	110 0 0	.1150	177 89	1 3 0	.0150	129 88	0 0 10	.3800	275 445			
November...	110 0 0	.1150	177 89	1 1 0	.0175	118 102	0 0 10	.5000	275 585			
December..	105 0 0	.1500	169 116	0 19 10	.0175	111 102	0 1 2.75	.4600	406 539			
1915—Year....	130 16 8	.2392	210 184	1 18 0.17	.0243	213 142	0 1 3.96	1.2708	440 1488			
Quarters—												
First.....	105 0 0	.1767	169 136	0 19 10	.0175	111 102	0 1 3	.8833	413 1034			
Second.....	110 0 0	.2133	177 164	1 7 1.33	.0200	152 117	0 1 3.83	1.2167	436 1425			
Third.....	155 0 0	.2700	249 208	2 6 9.33	.0263	262 154	0 1 4.50	1.4667	455 1718			
Fourth.....	153 6 8	.2967	246 229	2 18 4	.0333	327 195	0 1 4.50	1.5167	455 1776			
Months—												
January....	100 0 0	.1700	161 131	0 19 6	.0175	109 102	0 1 2.75	.5000	406 585			
February....	100 0 0	.1800	161 139	0 19 0	.0175	107 102	0 1 2.75	1.0000	406 1171			
March.....	115 0 0	.1800	185 139	1 1 0	.0175	118 102	0 1 3.50	1.1500	427 1347			
April.....	110 0 0	.2100	177 162	1 2 6	.0200	126 117	0 1 3.50	1.1000	427 1288			
May.....	110 0 0	.2100	177 162	1 2 6	.0200	146 117	0 1 3.50	1.0500	427 1230			
June.....	110 0 0	.2200	177 169	1 12 10	.0200	184 117	0 1 4.50	1.5000	455 1756			
July.....	160 0 0	.2500	257 193	2 2 10	.0250	240 146	0 1 4.50	1.5000	455 1756			
August....	160 0 0	.2600	257 200	2 7 6	.0263	266 154	0 1 4.50	1.5000	455 1756			
September..	145 0 0	.3000	233 231	2 10 0	.0275	280 161	0 1 4.50	1.4000	455 1639			
October....	150 0 0	.3000	241 213	2 10 0	.0300	280 175	0 1 4.50	1.5000	455 1756			
November...	155 0 0	.2800	249 216	3 0 0	.0325	336 190	0 1 4.50	1.5000	455 1756			
December..	155 0 0	.3100	249 239	3 5 0	.0375	365 219	0 1 4.50	1.5500	455 1815			



WHOLESALE PRICES IN THE UNITED KINGDOM AND THE UNITED STATES, BY MONTHS, QUARTERS, AND YEARS, 1913-1918—Continued.

	Acid, muriatic.				Acid, nitric.				Acid, oxalic.			
	Actual price.		Relative price.		Actual price.		Relative price.		Actual price.		Relative price.	
	U. K.	U. S.	U. K.	U. S.	U. K.	U. S.	U. K.	U. S.	U. K.	U. S.	U. K.	U. S.
Market... Unit.....	Manchester Carboy.....	New York Pound.....			Manchester Ton.....	New York Pound.....			Manchester Pound.....	New York Pound.....		
Base price.	£ s. d. 0 1 4	Dolls. 0.1030			£ s. d. 14 18 4	Dolls. 0.0488			£ s. d. 0 0 2.83	Dolls. 0.0751		
1913—Year	0 1 4.33	.0130	102	100	15 13 9	.0488	105	100	0 0 2.89	.0779	102	104
Quarters—												
First.....	0 1 5	.0130	106	100	15 10 0	.0488	104	100	0 0 2.88	.0788	102	105
Second....	0 1 4.33	.0130	102	100	15 18 4	.0488	107	100	0 0 2.92	.0791	103	105
Third.....	0 1 4	.0130	100	100	16 0 0	.0488	107	100	0 0 2.88	.0788	102	105
Fourth....	0 1 4	.0130	100	100	15 6 8	.0488	103	100	0 0 2.88	.0750	102	100
Months—												
January...	0 1 5	.0130	106	100	15 10 0	.0488	104	100	0 0 3	.0788	106	105
February..	0 1 5	.0130	106	100	15 10 0	.0488	104	100	0 0 2.75	.0788	97	105
March.....	0 1 5	.0130	106	100	15 10 0	.0488	104	100	0 0 2.88	.0788	102	105
April.....	0 1 5	.0130	106	100	15 15 0	.0488	106	100	0 0 3	.0800	106	107
May.....	0 1 4	.0130	100	100	16 0 0	.0488	107	100	0 0 2.88	.0785	102	105
June.....	0 1 4	.0130	100	100	16 0 0	.0488	107	100	0 0 2.88	.0788	102	105
July.....	0 1 4	.0130	100	100	16 0 0	.0488	107	100	0 0 2.88	.0788	102	105
August....	0 1 4	.0130	100	100	16 0 0	.0488	107	100	0 0 2.88	.0788	102	105
September	0 1 4	.0130	100	100	16 0 0	.0488	107	100	0 0 2.88	.0788	102	105
October....	0 1 4	.0130	100	100	15 15 0	.0488	106	100	0 0 2.88	.0775	102	103
November..	0 1 4	.0130	100	100	15 5 0	.0488	102	100	0 0 2.88	.0738	102	98
December..	0 1 4	.0130	100	100	15 0 0	.0488	101	100	0 0 2.88	.0733	102	98
1914—Year	0 1 4	.0130	100	100	15 9 2	.0488	104	100	0 0 4.64	.1013	164	135
Quarters—												
First.....	0 1 4	.0130	100	100	14 6 8	.0488	96	100	0 0 2.79	.0734	99	98
Second....	0 1 4	.0130	100	100	14 0 0	.0488	94	100	0 0 2.75	.0734	97	98
Third.....	0 1 4	.0130	100	100	15 13 4	.0488	105	100	0 0 5.08	.1150	180	153
Fourth....	0 1 4	.0130	100	100	17 16 8	.0488	120	100	0 0 7.92	.1433	280	199
Months—												
January...	0 1 4	.0130	100	100	15 0 0	.0488	101	100	0 0 2.88	.0725	102	97
February..	0 1 4	.0130	100	100	14 0 0	.0488	94	100	0 0 2.75	.0738	97	98
March.....	0 1 4	.0130	100	100	14 0 0	.0488	94	100	0 0 2.75	.0738	97	98
April.....	0 1 4	.0130	100	100	14 0 0	.0488	94	100	0 0 2.75	.0738	97	98
May.....	0 1 4	.0130	100	100	14 0 0	.0488	94	100	0 0 2.75	.0738	97	98
June.....	0 1 4	.0130	100	100	14 0 0	.0488	94	100	0 0 2.75	.0725	97	97
July.....	0 1 4	.0130	100	100	14 0 0	.0488	94	100	0 0 2.75	.0725	97	97
August....	0 1 4	.0130	100	100	15 0 0	.0488	101	100	0 0 3.50	.0725	124	97
September	0 1 4	.0130	100	100	18 0 0	.0488	121	100	0 0 9	.2000	318	266
October....	0 1 4	.0130	100	100	18 0 0	.0488	121	100	0 0 8	.1800	283	240
November..	0 1 4	.0130	100	100	18 0 0	.0488	121	100	0 0 8	.1200	283	160
December..	0 1 4	.0130	100	100	17 10 0	.0488	117	100	0 0 7.75	.1300	274	173
1915—Year	0 1 10.58	.0161	141	124	26 3 4	.0659	175	135	0 0 11.52	.2871	407	382
Quarters—												
First.....	0 1 4	.0130	100	100	21 13 4	.0488	145	100	0 0 9.25	.1367	327	182
Second....	0 1 9	.0130	131	100	25 13 4	.0488	172	100	0 0 11.33	.1900	400	253
Third.....	0 2 0	.0183	150	141	28 0 0	.0809	188	166	0 0 11.83	.3517	418	468
Fourth....	0 2 5.33	.0200	183	154	29 6 8	.0850	197	174	0 1 1.67	.4700	483	626
Months—												
January...	0 1 4	.0130	100	100	18 0 0	.0488	121	100	0 0 8	.1300	283	173
February..	0 1 4	.0130	100	100	23 10 0	.0488	158	100	0 0 9	.1200	318	160
March.....	0 1 4	.0130	100	100	23 10 0	.0488	158	100	0 0 10.75	.1600	380	213
April.....	0 1 9	.0130	131	100	23 10 0	.0488	158	100	0 0 11	.1800	389	240
May.....	0 1 9	.0130	131	100	25 10 0	.0488	171	100	0 0 11.50	.1900	406	253
June.....	0 1 9	.0130	131	100	28 0 0	.0488	188	100	0 0 11.50	.2000	406	266
July.....	0 2 0	.0175	150	135	28 0 0	.0788	188	161	0 1 0	.2500	424	333
August....	0 2 0	.0175	150	135	28 0 0	.0788	188	161	0 0 11.50	.3800	406	506
September	0 2 0	.0200	150	154	28 0 0	.0850	188	174	0 1 0	.4250	424	566
October....	0 2 2	.0200	163	154	28 0 0	.0850	188	174	0 1 1	.4100	459	546
November..	0 2 2	.0200	163	154	30 0 0	.0850	201	174	0 1 1.50	.5000	477	666
December..	0 3 0	.0200	225	154	30 0 0	.0850	201	174	0 1 2.50	.5000	512	666



WHOLESALE PRICES IN THE UNITED KINGDOM AND THE UNITED STATES, BY MONTHS, QUARTERS, AND YEARS, 1913-1918—Continued.

Market Unit	Acid, muriatic.				Acid, nitric.				Acid, oxalic.			
	Actual price.		Relative price.		Actual price.		Relative price.		Actual price.		Relative price.	
	U. K.	U. S.	U. K.	U. S.	U. K.	U. S.	U. K.	U. S.	U. K.	U. S.	U. K.	U. S.
Base price.	£ s. d. 0 1 4	Dolls. 0.0130			£ s. d. 14 18 4	Dolls. 0.0488			£ s. d. 0 0 2 83	Dolls. 0.0751		
1916—Year	0 4 11.50	.0252	372	194	30 10 10	.0779	205	160	0 1 7.08	.6163	674	821
Quarters—												
First	0 4 10	.0275	363	212	30 0 0	.0850	201	174	0 1 4.67	.5733	589	763
Second	0 5 0	.0292	375	225	31 10 0	.0850	211	174	0 1 9	.7117	742	948
Third	0 5 0	.0242	375	186	30 13 4	.0758	206	155	0 1 8	.6067	707	808
Fourth	0 5 0	.0200	375	154	30 0 0	.0658	201	135	0 1 6.67	.5733	660	763
Months—												
January	0 4 6	.0275	338	212	30 0 0	.0850	201	174	0 1 4	.5100	565	679
February	0 5 0	.0275	375	212	30 0 0	.0850	201	174	0 1 5	.5800	601	772
March	0 5 0	.0275	375	212	30 0 0	.0850	201	174	0 1 5	.6300	601	839
April	0 5 0	.0275	375	212	31 10 0	.0850	211	174	0 1 9	.7200	742	959
May	0 5 0	.0275	375	212	31 10 0	.0850	211	174	0 1 9	(a)	742	6945
June	0 5 0	.0325	375	250	31 10 0	.0850	211	174	0 1 9	.7050	742	939
July	0 5 0	.0275	375	212	31 0 0	.0800	208	164	0 1 8.50	.6400	724	852
August	0 5 0	.0225	375	173	31 0 0	.0750	208	154	0 1 8	.5800	707	772
September	0 5 0	.0225	375	173	30 0 0	.0725	201	149	0 1 7.50	.6000	689	799
October	0 5 0	.0200	375	154	30 0 0	.0675	201	138	0 1 7	.6000	671	799
November	0 5 0	.0200	375	154	30 0 0	.0650	201	133	0 1 6	.5800	636	772
December	0 5 0	.0200	375	154	30 0 0	.0650	201	133	0 1 7	.5400	671	719
1917—Year	0 5 0	.0175	375	135	31 0 0	.0769	208	158	0 1 6.15	.4579	641	610
Quarters—												
First	0 5 0	.0175	375	135	30 0 0	.0625	201	128	0 1 6.58	.4567	657	608
Second	0 5 0	.0158	375	122	30 13 4	.0750	206	154	0 1 6	.4567	636	608
Third	0 5 0	.0175	375	135	31 6 8	.0817	210	167	0 1 6	.4617	636	615
Fourth	0 5 0	.0193	375	148	32 0 0	.0883	215	181	0 1 6	.4567	636	608
Months—												
January	0 5 0	.0175	375	135	30 0 0	.0625	201	128	0 1 7	.4700	671	626
February	0 5 0	.0175	375	135	30 0 0	.0625	201	128	0 1 6.50	.4300	654	573
March	0 5 0	.0175	375	135	30 0 0	.0625	201	128	0 1 6.25	.4700	645	626
April	0 5 0	.0175	375	135	30 0 0	.0700	201	143	0 1 6	.4500	636	599
May	0 5 0	.0150	375	115	31 0 0	.0800	208	164	0 1 6	.4600	636	613
June	0 5 0	.0150	375	115	31 0 0	.0750	208	154	0 1 6	.4600	636	613
July	0 5 0	.0175	375	135	31 0 0	.0800	208	164	0 1 6	.4650	636	619
August	0 5 0	.0175	375	135	31 0 0	.0825	208	169	0 1 6	.4650	636	619
September	0 5 0	.0175	375	135	32 0 0	.0825	215	169	0 1 6	.4550	636	606
October	0 5 0	.0188	375	145	32 0 0	.0826	215	169	0 1 6	.4600	636	613
November	0 5 0	.0190	375	146	32 0 0	.0925	215	190	0 1 6	.4500	636	599
December	0 5 0	.0200	375	154	32 0 0	.0900	215	184	0 1 6	.4600	636	613
1918—Year	0 5 5.50	.0227	409	175	34 13 4	.0882	232	181	0 1 5.35	.4179	613	556
Quarters—												
First	0 5 0	.0202	375	155	34 0 0	.0892	228	183	0 1 5.83	.4217	630	562
Second	0 5 0	.0283	375	218	35 0 0	.0828	235	192	0 1 5.50	.4367	618	582
Third	0 5 8	.0218	420	168	35 0 0	.0850	235	174	0 1 5.33	.4167	612	555
Fourth	0 6 2	.0200	463	158	34 13 4	.0850	232	174	0 1 4.75	.3967	592	528
Months—												
January	0 5 0	.0205	375	158	32 0 0	.0850	215	174	0 1 6	.3600	636	479
February	0 5 0	.0200	375	154	35 0 0	.0913	235	187	0 1 6	.4550	636	606
March	0 5 0	.0200	375	154	35 0 0	.0913	235	187	0 1 5.50	.4500	618	599
April	0 5 0	.0300	375	231	35 0 0	.0913	235	187	0 1 5.50	.4500	618	599
May	0 5 0	.0300	375	231	35 0 0	.0950	235	195	0 1 5.50	.4300	618	573
June	0 5 0	.0250	375	192	35 0 0	.0950	235	195	0 1 5.50	.4300	618	573
July	0 5 0	.0225	375	173	35 0 0	.0850	235	174	0 1 5.50	.4200	618	559
August	0 6 0	.0225	450	173	35 0 0	.0850	235	174	0 1 5.50	.4200	618	559
September	0 6 0	.0205	450	158	35 0 0	.0850	235	174	0 1 5	.4100	601	546
October	0 6 0	.0205	450	158	35 0 0	.0850	235	174	0 1 5	.4000	601	533
November	0 6 0	.0205	450	158	35 0 0	.0850	235	174	0 1 4.75	.4200	592	559
December	0 6 6	.0205	488	158	34 0 0	.0850	228	174	0 1 4.50	.3700	583	493

a No quotation.

b Interpolated.

## WHOLESALE PRICES IN THE UNITED KINGDOM AND THE UNITED STATES, BY MONTHS, QUARTERS, AND YEARS, 1913-1918—Continued.

	Acid, sulphuric.				Acid, tartaric.				Alumina, sulphate of.			
	Actual price.		Relative price.		Actual price.		Relative price.		Actual price.		Relative price.	
	U. K.	U. S.	U. K.	U. S.	U. K.	U. S.	U. K.	U. S.	U. K.	U. S.	U. K.	U. S.
Market . . .	Manchester	New York			Manchester	New York			Manchester	New York		
Unit . . . . .	Ton . . . . .	Pound . . . . .			Pound . . . . .	Pound . . . . .			Ton . . . . .	Pound . . . . .		
Base price . . .	£ s. d. 3 5 0	Dolls. 0.0100			£ s. d. 0 1 0.49	Dolls. 0.3054			£ s. d. 4 12 3.50	Dolls. 0.0990		
1913—Year . . .	3 5 0	.0100	100	100	0 1 0.46	.3058	100	100	4 12 6	.0990	100	100
Quarters—												
First . . . . .	3 5 0	.0100	100	100	0 1 0.75	.3025	102	99	4 12 6	.0990	100	100
Second . . . . .	3 5 0	.0100	100	100	0 1 0.25	.3025	98	99	4 12 6	.0990	100	100
Third . . . . .	3 5 0	.0100	100	100	0 1 0.33	.3025	99	99	4 12 6	.0990	100	100
Fourth . . . . .	3 5 0	.0100	100	100	0 1 0.50	.3158	100	103	4 12 6	.0990	100	100
Months—												
January . . . . .	3 5 0	.0100	100	100	0 1 0.50	.3025	100	99	4 12 6	.0990	100	100
February . . . . .	3 5 0	.0100	100	100	0 1 1.25	.3025	106	93	4 12 6	.0990	100	100
March . . . . .	3 5 0	.0100	100	100	0 1 0.50	.3025	100	99	4 12 6	.0990	100	100
April . . . . .	3 5 0	.0100	100	100	0 1 0.25	.3025	98	99	4 12 6	.0990	100	100
May . . . . .	3 5 0	.0100	100	100	0 1 0.25	.3025	98	99	4 12 6	.0990	100	100
June . . . . .	3 5 0	.0100	100	100	0 1 0.25	.3025	98	99	4 12 6	.0990	100	100
July . . . . .	3 5 0	.0100	100	100	0 1 0.25	.3025	98	99	4 12 6	.0990	100	100
August . . . . .	3 5 0	.0100	100	100	0 1 0.25	.3025	98	99	4 12 6	.0990	100	100
September . . . . .	3 5 0	.0100	100	100	0 1 0.50	.3025	100	99	4 12 6	.0990	100	100
October . . . . .	3 5 0	.0100	100	100	0 1 0.50	.3125	100	102	4 12 6	.0990	100	100
November . . . . .	3 5 0	.0100	100	100	0 1 0.50	.3175	100	104	4 12 6	.0990	100	100
December . . . . .	3 5 0	.0100	100	100	0 1 0.50	.3175	100	104	4 12 6	.0990	100	100
1914—Year . . .	3 5 10	.0100	101	100	0 1 3.28	.3285	122	108	4 11 0.50	.0997	99	108
Quarters—												
First . . . . .	3 5 0	.0100	100	100	0 1 0.34	.3117	99	102	4 12 6	.0990	100	100
Second . . . . .	3 5 0	.0100	100	100	0 1 0.79	.2917	102	96	4 11 8	.0990	99	100
Third . . . . .	3 5 0	.0100	100	100	0 1 4	.2850	128	93	4 10 0	.0997	98	108
Fourth . . . . .	3 8 4	.0100	105	100	0 1 8	.4258	160	139	4 10 0	.0110	98	122
Months—												
January . . . . .	3 5 0	.0100	100	100	0 1 0.25	.3150	98	103	4 12 6	.0990	100	100
February . . . . .	3 5 0	.0100	100	100	0 1 0.38	.3150	99	103	4 12 6	.0990	100	100
March . . . . .	3 5 0	.0100	100	100	0 1 0.38	.3050	99	100	4 12 6	.0990	100	100
April . . . . .	3 5 0	.0100	100	100	0 1 0.38	.3050	99	100	4 12 6	.0990	100	100
May . . . . .	3 5 0	.0100	100	100	0 1 1	.2850	104	93	4 12 6	.0990	100	100
June . . . . .	3 5 0	.0100	100	100	0 1 1	.2850	104	93	4 10 0	.0990	98	100
July . . . . .	3 5 0	.0100	100	100	0 1 1	.2850	104	93	4 10 0	.0990	98	100
August . . . . .	3 5 0	.0100	100	100	0 1 1	.2850	104	93	4 10 0	.0990	98	100
September . . . . .	3 5 0	.0100	100	100	0 1 10	.2850	176	93	4 10 0	.0110	98	122
October . . . . .	3 5 0	.0100	100	100	0 2 0	.4000	192	131	4 10 0	.0110	98	122
November . . . . .	3 5 0	.0100	100	100	0 1 6	.4500	144	147	4 10 0	.0110	98	122
December . . . . .	3 15 0	.0100	115	100	0 1 6	.4275	144	140	4 10 0	.0110	98	122
1915—Year . . .	6 7 6	.0129	196	129	0 1 10.69	.4365	182	143	8 11 3	.0126	186	140
Quarters—												
First . . . . .	4 16 8	.0100	149	100	0 1 5.67	.3825	141	125	6 5 0	.0110	135	122
Second . . . . .	6 13 4	.0100	205	100	0 1 6.58	.4167	149	136	7 3 4	.0110	155	122
Third . . . . .	7 0 0	.0142	215	142	0 2 2.33	.4667	211	153	9 13 4	.0130	209	144
Fourth . . . . .	7 0 0	.0175	215	175	0 2 4.17	.4800	226	157	11 3 4	.0155	242	172
Months—												
January . . . . .	4 0 0	.0100	123	100	0 1 6	.4075	144	133	5 10 0	.0110	119	122
February . . . . .	4 0 0	.0100	123	100	0 1 6	.3700	144	121	6 10 0	.0110	141	122
March . . . . .	6 10 0	.0100	200	100	0 1 5	.3700	136	121	6 15 0	.0110	146	122
April . . . . .	6 10 0	.0100	200	100	0 1 5	.3800	136	124	6 15 0	.0110	146	122
May . . . . .	6 15 0	.0100	208	100	0 1 5.25	.3900	138	128	6 15 0	.0110	146	122
June . . . . .	6 15 0	.0100	208	100	0 1 9.50	.4800	172	157	8 0 0	.0110	173	122
July . . . . .	7 0 0	.0125	215	125	0 2 0	.4800	192	157	9 0 0	.0110	195	122
August . . . . .	7 0 0	.0125	215	125	0 2 4	.4550	224	149	10 0 0	.0140	217	156
September . . . . .	7 0 0	.0175	215	175	0 2 3	.4650	216	152	10 0 0	.0140	217	156
October . . . . .	7 0 0	.0175	215	175	0 2 3	.4650	216	152	11 0 0	.0140	238	156
November . . . . .	7 0 0	.0175	215	175	0 2 3	.4750	216	156	11 0 0	.0150	238	167
December . . . . .	7 0 0	.0175	215	175	0 2 6.50	.5000	244	164	11 0 0	.0175	249	194

## WHOLESALE PRICES IN THE UNITED KINGDOM AND THE UNITED STATES, BY MONTHS, QUARTERS, AND YEARS, 1913-1918—Continued.

Market... Unit..... Base price.	Acid, sulphuric.				Acid, tartaric.				Alumina, sulphate of.			
	Actual price.		Relative price.		Actual price.		Relative price.		Actual price.		Relative price.	
	U. K.	U. S.	U. K.	U. S.	U. K.	U. S.	U. K.	U. S.	U. K.	U. S.	U. K.	U. S.
	Manchester Ton.....	New York. Pound.....	.....	.....	Manchester Pound.....	New York. Pound.....	.....	.....	Manchester Ton.....	New York. Pound.....	.....	.....
£ s. d.	Dolls.	0. 0100	.....	£ s. d.	Dolls.	0. 3054	.....	£ s. d.	Dolls.	0. 0090	.....	
1916—Year.....	6 5 0	.0200	192	200	0 3 0.50	.6292	292	206	16 7 6	.0342	355	380
Quarters—												
First.....	7 0 0	.0233	215	233	0 2 6.67	.5467	246	179	14 0 0	.0300	303	333
Second.....	6 0 0	.0250	185	250	0 3 9	.6500	360	213	14 13 4	.0400	318	444
Third.....	6 0 0	.0167	185	167	0 3 2	.6600	304	216	18 3 4	.0400	394	444
Fourth.....	6 0 0	.0150	185	150	0 2 8.33	.6600	259	216	18 13 4	.0267	405	297
Months—												
January.....	7 10 0	.0200	231	200	0 2 6	.5200	240	170	14 0 0	.0300	303	333
February.....	7 10 0	.0250	231	250	0 2 6	.5500	240	180	14 0 0	.0300	303	333
March.....	6 0 0	.0250	185	250	0 2 8	.5700	256	187	14 0 0	.0300	303	333
April.....	6 0 0	.0250	185	250	0 3 8	.6300	352	206	14 0 0	.0400	303	444
May.....	6 0 0	.0250	185	250	0 3 11	.6600	376	216	14 10 0	.0400	314	444
June.....	6 0 0	.0250	185	250	0 3 8	.6600	352	216	15 10 0	.0400	336	444
July.....	6 0 0	.0200	185	200	0 3 5	.6600	328	216	15 10 0	.0400	336	444
August.....	6 0 0	.0150	185	150	0 3 3	.6600	312	216	19 10 0	.0400	423	444
September.....	6 0 0	.0150	185	150	0 2 10	.6600	272	216	19 10 0	.0400	423	444
October.....	6 0 0	.0150	185	150	0 2 9	.6600	264	216	18 10 0	.0400	401	444
November.....	6 0 0	.0150	185	150	0 2 9	.6600	264	216	18 10 0	.0200	401	222
December.....	6 0 0	.0150	185	150	0 2 7	.6600	248	216	19 0 0	.0200	412	222
1917—Year.....	6 10 0	.0169	200	169	0 2 10	.7571	272	248	17 16 8	.0200	386	222
Quarters—												
First.....	6 10 0	.0158	200	158	0 2 6.67	.6900	246	226	19 0 0	.0200	412	222
Second.....	6 10 0	.0167	200	167	0 2 11	.7683	280	252	18 6 8	.0200	397	222
Third.....	6 10 0	.0167	200	167	0 2 11.33	.7850	283	257	17 0 0	.0200	368	222
Fourth.....	6 10 0	.0183	200	183	0 2 11	.7850	280	257	17 0 0	.0200	368	222
Months—												
January.....	6 10 0	.0150	200	150	0 2 7	.6600	248	216	19 0 0	.0200	412	222
February.....	6 10 0	.0150	200	150	0 2 6	.6600	240	216	19 0 0	.0200	412	222
March.....	6 10 0	.0175	200	175	0 2 7	.7500	248	246	19 0 0	.0200	412	222
April.....	6 10 0	.0175	200	175	0 2 9	.7600	264	249	19 0 0	.0200	412	222
May.....	6 10 0	.0175	200	175	0 2 10	.7600	272	249	19 0 0	.0200	412	222
June.....	6 10 0	.0150	200	150	0 3 2	.7850	304	257	17 0 0	.0200	368	222
July.....	6 10 0	.0150	200	150	0 3 0	.7850	288	257	17 0 0	.0200	368	222
August.....	6 10 0	.0175	200	175	0 3 0	.7850	288	257	17 0 0	.0200	368	222
September.....	6 10 0	.0175	200	175	0 2 10	.7850	272	247	17 0 0	.0200	368	222
October.....	6 10 0	.0175	200	175	0 2 11	.7850	280	257	17 0 0	.0200	368	222
November.....	6 10 0	.0175	200	175	0 2 11	.7850	280	257	17 0 0	(a)	368	b222
December.....	6 10 0	.0200	200	200	0 2 11	.7850	280	257	17 0 0	(a)	368	b222
1918—Year.....	6 9 5.75	.0168	199	168	0 3 4.92	.8217	328	269	18 18 4	.0212	410	236
Quarters—												
First.....	6 10 0	.0208	200	208	0 3 1.67	.7700	302	252	18 0 0	.0192	390	213
Second.....	6 10 0	.0200	200	200	0 3 4.67	.8133	326	266	18 13 4	.0233	405	259
Third.....	5 18 4	.0140	182	140	0 3 5.33	.8600	331	282	19 0 0	.0208	412	231
Fourth.....	6 19 7	.0125	215	125	0 3 8	.8433	352	276	20 0 0	.0217	433	241
Months—												
January.....	6 10 0	.0200	200	200	0 3 0	.8100	288	265	17 0 0	.0200	368	222
February.....	6 10 0	.0200	200	200	0 3 2	.7500	304	246	18 10 0	.0200	401	222
March.....	6 10 0	.0225	200	225	0 3 3	.7500	312	246	18 10 0	.0175	401	194
April.....	6 10 0	.0225	200	225	0 3 3	.7500	312	246	18 10 0	.0250	401	278
May.....	6 10 0	.0200	200	200	0 3 5	.8300	328	272	18 10 0	.0225	401	250
June.....	6 10 0	.0175	200	175	0 3 6	.8600	336	282	19 0 0	.0225	412	250
July.....	4 15 0	.0140	146	140	0 3 5	.8600	328	282	19 0 0	.0225	412	250
August.....	6 10 0	.0140	200	140	0 3 5	.8600	328	282	19 0 0	.0200	412	222
September.....	6 10 0	.0140	200	140	0 3 6	.8600	336	282	19 0 0	.0200	412	222
October.....	6 10 0	.0125	200	125	0 3 6	.8600	336	282	20 0 0	.0200	433	222
November.....	6 10 0	.0125	200	125	0 3 8	.8600	352	282	20 0 0	.0250	433	278
December.....	7 18 9	.0125	244	125	0 3 10	.8100	368	265	20 0 0	.0200	433	222

a No quotation.

b Interpolated.

WHOLESALE PRICES IN THE UNITED KINGDOM AND THE UNITED STATES, BY MONTHS, QUARTERS, AND YEARS, 1913-1918—Continued.

	Ammonia, anhydrous.				Ammonia, sulphate of.				Aniline oil, pure.			
	Actual price.		Relative price.		Actual price.		Relative price.		Actual price.		Relative price.	
	U. K.	U. S.	U. K.	U. S.	U. K.	U. S.	U. K.	U. S.	U. K.	U. S.	U. K.	U. S.
<b>Market</b> ..	<b>Manchester</b>	<b>New York.</b>			<b>Manchester</b>	<b>New York.</b>			<b>Manchester</b>	<b>New York.</b>		
<b>Unit</b> .....	<b>Pound</b> .....	<b>Pound</b> .....			<b>Ton</b> .....	<b>100 lbs.</b>			<b>Pound</b> .....	<b>Pound</b> .....		
<b>Base price.</b>	£ s. d. 0 1 2	Dolls. 0.2500			£ s. d. 12 9 3.25	Dolls. 2.9179			£ s. d. 0 0 5.21	Dolls. 0.1025		
1913—Year	0 1 2	.2500	100	100	13 7 6	3.1408	107	108	0 0 4.67	.1013	90	99
Quarters—												
First.....	0 1 2	.2500	100	100	14 3 9	3.2750	114	112	0 0 4.25	.1013	82	99
Second.....	0 1 2	.2500	100	100	13 2 11	3.2500	105	111	0 0 4.25	.1013	82	99
Third.....	0 1 2	.2500	100	100	13 5 0	2.9833	106	102	0 0 4.67	.1013	90	99
Fourth.....	0 1 2	.2500	100	100	12 18 4	3.0500	104	105	0 0 5.50	.1013	106	99
Months—												
January.....	0 1 2	.2500	100	100	14 8 9	3.2250	116	111	0 0 4.25	.1013	82	99
February.....	0 1 2	.2500	100	100	14 3 9	3.3000	114	113	0 0 4.25	.1013	82	99
March.....	0 1 2	.2500	100	100	13 18 9	3.3000	112	113	0 0 4.25	.1013	82	99
April.....	0 1 2	.2500	100	100	13 15 0	3.4000	110	117	0 0 4.25	.1013	82	99
May.....	0 1 2	.2500	100	100	12 17 6	3.3500	103	115	0 0 4.25	.1013	82	99
June.....	0 1 2	.2500	100	100	12 16 3	3.0000	103	103	0 0 4.25	.1013	82	99
July.....	0 1 2	.2500	100	100	12 16 3	2.9750	103	102	0 0 4.25	.1013	82	99
August.....	0 1 2	.2500	100	100	13 5 0	2.9700	106	102	0 0 4.25	.1013	82	99
September.....	0 1 2	.2500	100	100	13 13 9	3.0200	110	104	0 0 5.50	.1013	106	99
October.....	0 1 2	.2500	100	100	12 18 9	3.1000	104	106	0 0 5.50	.1013	106	99
November.....	0 1 2	.2500	100	100	12 18 9	3.1000	104	106	0 0 5.50	.1013	106	99
December.....	0 1 2	.2500	100	100	12 17 6	2.9500	103	101	0 0 5.50	.1013	106	99
1914—Year	0 1 2, 33	.2500	102	100	11 6 11.75	2.6854	91	92	0 0 6.19	.1877	119	183
Quarters—												
First.....	0 1 2	.2500	100	100	12 7 1	2.8833	99	99	0 0 5.50	.1025	106	100
Second.....	0 1 2	.2500	100	100	11 6 8	2.7500	91	94	0 0 5.17	.1050	99	102
Third.....	0 1 2	.2500	100	100	10 13 4	2.5583	86	88	0 0 6	.1100	115	107
Fourth.....	0 1 3, 33	.2500	110	100	11 0 10	2.5500	89	88	0 0 8.08	.4333	155	423
Months—												
January.....	0 1 2	.2500	100	100	12 5 0	2.9500	98	101	0 0 5.50	.1013	106	99
February.....	0 1 2	.2500	100	100	12 10 0	2.8500	100	98	0 0 5.50	.1013	106	99
March.....	0 1 2	.2500	100	100	12 6 3	2.8500	99	98	0 0 5.50	.1050	106	102
April.....	0 1 2	.2500	100	100	12 5 0	2.8500	98	98	0 0 5	.1050	96	102
May.....	0 1 2	.2500	100	100	11 2 6	2.8000	89	96	0 0 5	.1050	96	102
June.....	0 1 2	.2500	100	100	10 12 6	2.6000	85	89	0 0 5.50	.1050	106	102
July.....	0 1 2	.2500	100	100	11 2 6	2.4750	89	85	0 0 5.50	.1050	106	102
August.....	0 1 2	.2500	100	100	10 15 0	2.6000	86	89	0 0 5.50	.1050	106	102
September.....	0 1 2	.2500	100	100	10 2 6	2.6000	81	89	0 0 7	.1200	134	117
October.....	0 1 2	.2500	100	100	10 12 6	2.5500	85	87	0 0 7.75	.4500	149	439
November.....	0 1 4	.2500	114	100	10 12 6	2.5500	85	87	0 0 7.75	.5500	149	537
December.....	0 1 4	.2500	114	100	11 17 6	2.5500	95	87	0 0 8.75	.3000	168	293
1915—Year	0 1 4	.2500	114	100	14 17 8.50	3.2521	119	111	0 1 3	1.0208	288	996
Quarters—												
First.....	0 1 4	.2500	114	100	13 15 10	2.8833	111	99	0 0 10.50	.6000	202	585
Second.....	0 1 4	.2500	114	100	14 2 6	3.1667	113	109	0 1 1.83	1.1500	265	1122
Third.....	0 1 4	.2500	114	100	14 16 8	3.4583	119	119	0 1 5.67	1.3000	339	1268
Fourth.....	0 1 4	.2500	114	100	16 15 10	3.5000	135	120	0 1 6	1.0333	346	1008
Months—												
January.....	0 1 4	.2500	114	100	14 2 6	2.5500	113	87	0 0 10.50	.3000	202	293
February.....	0 1 4	.2500	114	100	13 17 6	3.0000	111	103	0 0 10.50	.7500	202	732
March.....	0 1 4	.2500	114	100	13 7 7	3.1000	107	106	0 0 10.50	.7500	202	732
April.....	0 1 4	.2500	114	100	13 7 6	3.1000	107	106	0 0-11.50	1.8000	221	1756
May.....	0 1 4	.2500	114	100	14 2 6	3.2000	113	110	0 1 3	.6500	288	634
June.....	0 1 4	.2500	114	100	14 17 6	3.2000	119	110	0 1 3	1.0000	288	976
July.....	0 1 4	.2500	114	100	15 0 0	3.3750	120	116	0 1 5	1.3000	326	1268
August.....	0 1 4	.2500	114	100	14 15 0	3.5500	118	122	0 1 6	1.3000	346	1268
September.....	0 1 4	.2500	114	100	14 15 0	3.4500	118	118	0 1 6	1.3000	346	1268
October.....	0 1 4	.2500	114	100	15 15 0	3.3000	126	113	0 1 6	.9500	346	927
November.....	0 1 4	.2500	114	100	16 12 6	3.4500	133	118	0 1 6	1.0500	346	1024
December.....	0 1 4	.2500	114	100	18 0 0	3.7500	144	129	0 1 6	1.1000	346	1073

WHOLESALE PRICES IN THE UNITED KINGDOM AND THE UNITED STATES, BY MONTHS, QUARTERS, AND YEARS, 1913-1918—Continued.

	Ammonia, anhydrous.				Ammonia, sulphate of.				Aniline oil, pure.			
	Actual price.		Relative price.		Actual price.		Relative price.		Actual price.		Relative price.	
	U. K.	U. S.	U. K.	U. S.	U. K.	U. S.	U. K.	U. S.	U. K.	U. S.	U. K.	U. S.
Market...	Manchester	New York.			Manchester	New York.			Manchester	New York.		
Unit.....	Pound.....	Pound			Ton.....	100 lbs			Pound.....	Pound		
Base price.	£ s. d.	Dolls.			£ s. d.	Dolls.			£ s. d.	Dolls.		
	0 1 8.58	0.2500			12 9 3.25	2.9179			0 0 5.21	0.1025		
1916—Year....	0 1 8.58	.2500	147	100	17 19 6.50	3.7792	144	130	0 1 6.25	.5775	350	563
Quarters—												
First.....	0 1 7.33	.2500	138	100	17 12 6	3.8667	141	133	0 1 6	.9167	346	894
Second.....	0 1 9	.2500	150	100	17 7 6	3.6000	139	123	0 1 6	.7500	346	732
Third.....	0 1 9	.2500	150	100	18 6 8	3.5000	147	120	0 1 10	.3900	422	380
Fourth.....	0 1 9	.2500	150	100	18 11 6	4.1500	149	142	0 1 3	.2533	288	247
Months—												
January....	0 1 4	.2500	114	100	18 2 6	4.0000	145	137	0 1 6	.0500	346	927
February....	0 1 9	.2500	150	100	17 10 0	3.8500	140	132	0 1 6	.9000	346	878
March.....	0 1 9	.2500	150	100	17 5 0	3.7500	138	129	0 1 6	.9000	346	878
April.....	0 1 9	.2500	150	100	17 5 0	3.7000	138	127	0 1 6	.9000	346	878
May.....	0 1 9	.2500	150	100	17 2 6	3.5500	137	122	0 1 6	.7500	346	732
June.....	0 1 9	.2500	150	100	17 15 0	3.5500	142	122	0 1 6	.6000	346	585
July.....	0 1 9	.2500	150	100	18 0 0	3.4000	144	117	0 2 0	.4500	461	439
August.....	0 1 9	.2500	150	100	18 10 0	3.5000	148	120	0 1 11	.3700	441	361
September...	0 1 9	.2500	150	100	18 10 0	3.6000	148	123	0 1 17	.3500	365	341
October....	0 1 9	.2500	150	100	18 7 0	4.0000	147	137	0 1 5	.2800	326	273
November....	0 1 9	.2500	150	100	18 7 6	4.1000	147	141	0 1 2	.2500	269	244
December..	0 1 9	.2500	150	100	19 0 0	4.3500	152	149	0 1 2	.2300	269	224
1917—Year....	0 1 9.33	.2708	152	108	15 15 4.92	5.8708	127	201	0 1 2.50	.2725	278	266
Quarters—												
First.....	0 1 9.	.2500	150	100	16 16 8	4.7500	135	163	0 1 1.67	.2467	262	241
Second.....	0 1 9.	.2500	150	100	15 12 5.67	5.4167	125	186	0 1 3	.2933	288	286
Third.....	0 1 9.33	.2833	152	113	14 17 6	6.2667	119	215	0 1 3	.2867	288	280
Fourth.....	0 1 10	.3000	157	120	15 15 0	7.0500	126	242	0 1 2.33	.2633	275	257
Months—												
January....	0 1 9	.2500	150	100	19 0 0	4.5000	152	154	0 1 1	.2200	250	215
February....	0 1 9	.2500	150	100	15 10 0	4.5000	124	154	0 1 1	.2400	250	234
March.....	0 1 9	.2500	150	100	16 0 0	5.2500	128	180	0 1 3	.2800	288	273
April.....	0 1 9	.2500	150	100	16 0 0	5.2500	128	180	0 1 3	.2800	288	273
May.....	0 1 9	.2500	150	100	16 0 0	5.5000	128	188	0 1 3	.3000	288	293
June.....	0 1 9	.2500	150	100	14 17 5	5.5000	119	188	0 1 3	.3000	288	293
July.....	0 1 9	.2500	150	100	14 17 6	6.0000	119	206	0 1 3	.3000	288	293
August.....	0 1 9	.3000	150	120	14 17 6	6.4000	110	219	0 1 3	.2800	288	273
September...	0 1 10	.3000	157	120	14 17 6	6.4000	119	219	0 1 3	.2800	288	273
October....	0 1 10	.3000	157	120	15 15 0	7.1500	126	245	0 1 3	.2800	288	273
November....	0 1 10	.3000	157	120	15 15 0	7.0000	126	240	0 1 2	.2600	269	245
December..	0 1 10	.3000	157	120	15 15 0	7.0000	126	240	0 1 2	.2500	269	244
1918—Year....	0 1 10	.3000	157	120	17 0 0.50	6.7083	136	230	0 1 2	.2721	269	265
Quarters—												
First.....	0 1 10	.3000	157	120	16 7 6	7.3167	131	251	0 1 2	.2567	269	250
Second.....	0 1 10	.3000	157	120	16 14 2	7.7333	134	265	0 1 2	.2567	269	250
Third.....	0 1 10	.3000	157	120	17 11 4	6.7833	141	232	0 1 2	.2817	269	275
Fourth.....	0 1 10	.3000	157	120	17 7 2	5.0000	139	171	0 1 2	.2933	269	286
Months—												
January....	0 1 10	.3000	157	120	16 7 6	7.2500	131	248	0 1 2	.2600	269	254
February....	0 1 10	.3000	157	120	16 7 6	7.2000	131	247	0 1 2	.2600	269	254
March.....	0 1 10	.3000	157	120	16 7 6	7.5000	131	257	0 1 2	.2500	269	244
April.....	0 1 10	.3000	157	120	16 7 6	7.6000	131	260	0 1 2	.2400	269	234
May.....	0 1 10	.3000	157	120	16 7 6	7.8000	131	267	0 1 2	.2600	269	254
June.....	0 1 10	.3000	157	120	17 7 6	7.8000	139	267	0 1 2	.2700	269	263
July.....	0 1 10	.3000	157	120	18 0 0	7.8000	144	267	0 1 2	.2750	269	268
August.....	0 1 10	.3000	157	120	17 7 0	7.8000	139	267	0 1 2	.2800	269	273
September...	0 1 10	.3000	157	120	17 7 0	4.7500	139	163	0 1 2	.2900	269	283
October....	0 1 10	.3000	157	120	17 7 0	4.7500	139	163	0 1 2	.3000	269	293
November....	0 1 10	.3000	157	120	17 7 0	4.7500	139	163	0 1 2	.3000	269	293
December..	0 1 10	.3000	157	120	17 7 6	5.5000	139	188	0 1 2	.2800	269	273

WHOLESALE PRICES IN THE UNITED KINGDOM AND THE UNITED STATES, BY MONTHS, QUARTERS, AND YEARS, 1913-1918- Continued.

	Arsenic, white.				Bacon.				Barley.			
	Actual price.		Relative price.		Actual price.		Relative price.		Actual price.		Relative price.	
	U. K.	U. S.	U. K.	U. S.	U. K.	U. S.	U. K.	U. S.	U. K.	U. S.	U. K.	U. S.
Market...	Manchester	New York.			London	Chicago			Manchester and London. Quarter...	Chicago		
Unit.....	Ton.....	Pound			Cwt.....	Pound			Quarter.....	Bushel		
Base price.	£ s. d. 13 16 0.50	Dolls. 0.0310			£ s. d. 3 12 0	Dolls. 0.1298			£ s. d. 1 6 7.42	Dolls. 0.6243		
1913—Year.....	16 7 1	.0374	119	121	3 15 0	.1236	104	95	1 7 4.33	.6263	103	100
Quarters—												
First.....	19 18 4	.0467	144	151	3 12 4	.1109	100	85	1 8 7.33	.6015	107	96
Second.....	17 10 0	.0388	127	125	3 16 0	.1244	106	96	1 6 6	.5996	100	96
Third.....	14 18 4	.0332	108	107	3 19 4	.1317	110	101	1 5 9.33	.6571	97	105
Fourth.....	13 1 8	.0311	95	100	3 12 4	.1261	100	97	1 8 6.67	.6492	107	104
Months—												
January...	21 15 0	.0500	158	161	3 10 6	.1072	98	83	1 8 6	.6250	107	100
February...	19 10 0	.0475	141	153	3 13 0	.1117	101	86	1 8 10	.6063	108	97
March.....	18 10 0	.0425	134	137	3 13 6	.1138	102	88	1 8 6	.5790	107	93
April.....	18 0 0	.0413	130	133	3 14 0	.1193	103	92	1 7 6	.5863	103	94
May.....	17 10 0	.0400	127	129	3 17 6	.1250	108	96	1 5 11	.6060	97	97
June.....	17 0 0	.0350	123	113	3 16 6	.1289	106	99	1 6 1	.6050	98	97
July.....	15 10 0	.0338	112	109	3 19 0	.1358	110	105	1 4 3	.5700	91	91
August.....	15 5 0	.0338	111	109	4 2 0	.1316	114	101	1 4 1	.6540	90	105
September	14 0 0	.0320	101	103	3 17 0	.1277	107	98	1 9 0	.7263	109	116
October....	13 5 0	.0320	96	103	3 17 6	.1260	108	97	1 10 1	.6825	113	109
November	12 15 0	.0300	92	97	3 9 0	.1260	96	97	1 8 7	.6500	107	104
December.	13 5 0	.0313	96	101	3 10 6	.1263	98	97	1 7 0	.6150	101	99
1914—Year.....	15 9 7	.0352	112	114	3 11 10.50	.1295	100	100	1 6 11.58	.6204	101	99
Quarters—												
First.....	13 15 0	.0296	100	95	3 8 10	.1270	96	98	1 6 3.33	.6158	99	99
Second.....	13 9 2	.0300	98	97	3 7 6	.1240	94	96	1 5 10.33	.5778	97	93
Third.....	15 17 6	.0360	115	116	3 19 2	.1411	110	109	1 6 8.67	.6223	100	100
Fourth.....	18 16 8	.0450	136	145	3 12 0	.1262	100	97	1 9 0	.6658	109	107
Months—												
January...	13 10 0	.0288	98	93	3 10 6	.1271	98	98	1 5 10	.6390	97	102
February...	14 5 0	.0300	103	97	3 9 0	.1291	96	99	1 6 6	.6163	100	99
March.....	13 10 0	.0300	98	97	3 7 0	.1253	93	97	1 6 6	.5863	100	94
April.....	13 12 6	.0300	99	97	3 10 0	.1231	97	95	1 5 6	.5750	96	92
May.....	13 10 0	.0300	98	97	3 7 0	.1211	93	93	1 6 0	.5840	98	94
June.....	13 5 0	.0300	96	97	3 5 6	.1269	91	98	1 6 1	.5725	98	92
July.....	13 2 6	.0300	95	97	3 5 6	.1361	91	105	1 5 4	.5338	95	86
August....	15 0 0	.0280	109	90	4 8 0	.1438	122	111	1 4 7	.6300	92	101
September	19 10 0	.0500	141	161	4 4 0	.1429	117	110	1 10 3	.7013	114	112
October....	18 10 0	.0500	134	161	3 14 6	.1341	103	103	1 9 1	.6540	109	105
November	19 0 0	.0450	138	145	3 9 0	.1260	96	97	1 8 3	.6863	106	110
December.	19 0 0	.0400	138	129	3 12 6	.1200	101	92	1 9 8	.6600	111	106
1915—Year.....	20 11 8	.0377	149	122	4 6 4	.1129	120	87	1 16 10.92	.7103	139	114
Quarters—												
First.....	17 5 0	.0400	125	129	3 16 0	.1161	106	89	1 12 6	.7850	122	126
Second.....	16 11 8	.0392	120	126	4 3 8	.1143	116	88	1 13 0.67	.7623	124	122
Third.....	18 13 4	.0367	135	118	4 11 0	.1041	126	80	1 16 7	.6683	137	107
Fourth.....	29 16 8	.0350	216	113	4 14 8	.1171	131	90	2 5 6	.6223	171	100
Months—												
January...	17 15 0	.0400	129	129	3 17 0	.1185	107	91	1 9 10	.7590	112	122
February...	17 0 0	.0400	123	129	3 16 0	.1182	106	91	1 12 5	.8188	122	131
March.....	17 0 0	.0400	123	129	3 15 0	.1116	104	86	1 15 3	.7838	132	126
April.....	17 0 0	.0400	123	129	3 18 0	.1111	108	86	1 11 11	.7738	120	124
May.....	16 10 0	.0400	120	129	4 5 0	.1147	118	83	1 12 7	.7770	122	124
June.....	16 5 0	.0375	118	121	4 8 0	.1170	122	90	1 14 8	.7325	130	117
July.....	16 10 0	.0375	120	121	4 8 0	.1113	122	86	1 15 3	.7500	132	120
August....	17 0 0	.0350	123	113	4 10 0	.1088	125	80	1 15 7	.7013	134	112
September	22 10 0	.0375	163	121	4 15 0	.0972	132	75	1 18 11	.5538	146	89
October....	30 0 0	.0350	217	113	4 15 0	.1105	132	85	2 0 4	.5840	152	94
November	30 0 0	.0350	217	113	4 15 0	.1190	132	92	2 7 3	.6175	178	99
December.	29 10 0	.0350	214	113	4 14 0	.1219	131	94	2 8 11	.6750	184	108

WHOLESALE PRICES IN THE UNITED KINGDOM AND THE UNITED STATES, BY MONTHS, QUARTERS, AND YEARS, 1913-1918—Continued.

Market...	Arsenic, white.				Bacon.				Barley.			
	Actual price.		Relative price.		Actual price.		Relative price.		Actual price.		Relative price.	
	U. K.	U. S.	U. K.	U. S.	U. K.	U. S.	U. K.	U. S.	U. K.	U. S.	U. K.	U. S.
Unit.....	Ton.....	Pound			Cwt.....	Pound			Manches- ter and London. Quarter.....	Bushel.....		
Base price.	£ s. d. 13 16 0.50	Dolls. 0.0310			£ s. d. 3 12 0	Dolls. 0.1298			£ s. d. 1 6 7.42	Dolls. 0.6243		
1916—Year.....	33 1 8	.0595	240	192	5 3 10.50	.1462	144	113	2 11 4.83	.8750	193	140
Quarters—												
First.....	28 16 8	.0500	209	161	4 14 2	.1279	131	99	2 10 10.33	.7454	191	119
Second.....	31 0 0	.0642	225	207	5 0 2	.1408	139	108	2 10 2.67	.7446	189	119
Third.....	35 6 8	.0604	256	195	5 9 10	.1563	153	120	2 7 9.33	.9029	179	145
Fourth.....	37 3 4	.0633	269	204	5 11 4	.1598	155	123	2 16 9	1.1050	213	177
Months—												
January.....	29 0 0	.0450	210	145	4 13 0	.1223	129	94	2 7 5	.7630	178	122
February.....	28 10 0	.0500	207	161	4 14 6	.1269	131	98	2 11 0	.7538	192	121
March.....	29 0 0	.0550	210	177	4 15 0	.1344	132	104	2 14 2	.7150	204	115
April.....	30 0 0	.0650	217	210	5 1 0	.1358	140	105	2 4 6	.7330	167	117
May.....	31 10 0	.0650	228	210	5 1 0	.1425	140	110	2 13 5	.7550	201	121
June.....	31 10 0	.0625	228	202	4 18 6	.1441	137	111	2 12 9	.7488	198	120
July.....	34 0 0	.0613	246	198	5 3 0	.1534	143	118	2 9 1	.7420	184	119
August.....	36 0 0	.0600	261	194	5 11 6	.1555	155	120	2 7 2	.9288	177	149
September.....	36 0 0	.0600	261	194	5 15 0	.1600	160	123	2 7 1	1.0430	177	167
October.....	36 0 0	.0575	261	185	5 9 0	.1603	151	123	2 14 1	1.0675	203	171
November.....	37 10 0	.0600	272	194	5 13 0	.1625	157	125	2 14 6	1.1463	205	164
December.....	38 0 0	.0725	275	234	5 12 0	.1566	156	121	3 1 8	1.1020	232	177
1917—Year.....	85 13 4	.1556	621	502	7 4 1	.2382	200	184	3 4 7.50	1.3232	243	212
Quarters—												
First.....	48 13 4	.1042	353	336	6 6 0	.1729	175	133	3 5 3.33	1.1988	245	192
Second.....	68 13 4	.1767	498	570	6 12 8	.2252	184	173	3 6 8.67	1.3800	251	221
Third.....	102 0 0	.1767	739	570	7 7 8	.2501	205	193	3 7 9	1.3523	255	217
Fourth.....	123 6 8	.1650	894	532	8 10 0	.3041	236	234	2 18 9	1.3615	221	218
Months—												
January.....	41 0 0	.0825	297	266	5 14 6	.1603	159	123	3 7 5	1.2000	253	192
February.....	50 0 0	.1050	362	339	6 8 6	.1706	178	131	3 4 5	1.1688	242	187
March.....	55 0 0	.1250	399	403	6 15 0	.1911	188	147	3 4 0	1.2220	240	196
April.....	60 0 0	.1700	435	548	6 16 6	.2131	190	164	3 9 11	1.3688	263	219
May.....	70 0 0	.1800	507	581	6 17 0	.2319	190	179	3 4 4	1.4538	242	233
June.....	76 0 0	.1800	551	581	6 4 6	.2288	173	176	3 5 11	1.3300	248	213
July.....	86 0 0	.1800	623	581	6 13 6	.2369	185	183	3 0 5	1.4150	261	227
August.....	110 0 0	.1700	797	548	7 11 6	.2503	210	193	3 13 6	1.3325	276	213
September.....	110 0 0	.1800	797	581	7 18 0	.2683	219	207	3 0 4	1.3180	227	211
October.....	115 0 0	.1600	833	516	8 2 0	.3065	225	236	2 17 9	1.3063	217	209
November.....	120 0 0	.1700	870	548	8 9 0	.3038	235	234	2 19 11	1.2838	225	206
December.....	135 0 0	.1650	978	532	8 19 0	.3016	249	232	2 18 7	1.4680	220	235
1918—Year.....	112 15 0	.1027	817	331	9 1 3	.2612	252	201	2 19 0.83	1.4611	222	234
Quarters—												
First.....	140 0 0	.1367	1010	441	8 18 0	.2653	247	204	2 18 2.33	1.8131	219	290
Second.....	120 0 0	.0917	870	298	8 18 0	.2477	247	191	2 17 8	1.4435	217	231
Third.....	96 0 0	.0925	698	298	9 4 0	.2616	256	202	2 19 6.33	1.1225	224	180
Fourth.....	95 0 0	.0900	686	290	9 5 0	.2695	257	207	3 0 10.67	.9625	229	154
Months—												
January.....	140 0 0	.0900	1010	290	8 18 0	.2654	247	204	2 18 0	1.5263	218	244
February.....	145 0 0	.1600	1050	516	8 18 0	.2675	247	206	2 18 10	1.8175	221	291
March.....	135 0 0	.1600	978	516	8 18 0	.2630	247	203	2 17 9	2.0390	217	327
April.....	130 0 0	.0900	942	290	8 18 0	.2586	247	199	2 16 7	1.7263	213	277
May.....	120 0 0	.0925	870	298	8 18 0	.2475	247	191	2 16 5	1.4538	212	233
June.....	110 0 0	.0925	797	298	8 18 0	.2341	247	180	3 0 0	1.2090	225	194
July.....	95 0 0	.0925	688	298	9 2 0	.2593	253	200	3 1 7	1.1225	231	180
August.....	95 0 0	.0925	688	298	9 5 0	.2594	257	200	2 16 11	(a)	214	b176
September.....	98 0 0	.0925	710	298	9 5 0	.2669	257	206	3 0 1	(a)	226	b168
October.....	98 0 0	.0900	710	290	9 5 0	.2638	257	203	3 0 3	(a)	226	b160
November.....	95 0 0	.0900	688	290	9 5 0	.2631	257	203	3 0 3	.9700	226	155
December.....	92 0 0	.0900	667	290	9 5 0	.2803	257	216	3 2 2	.9588	234	154

a No quotation.

b Interpolated.

WHOLESALE PRICES IN THE UNITED KINGDOM AND THE UNITED STATES, BY MONTHS, QUARTERS, AND YEARS, 1913-1918—Continued.

	Barium, sulphate of.				Beans.				Beef.			
	Actual price.		Relative price.		Actual price.		Relative price.		Actual price.		Relative price.	
	U. K.	U. S.	U. K.	U. S.	U. K.	U. S.	U. K.	U. S.	U. K.	U. S.	U. K.	U. S.
Market...	Manchester	New York.			London...	New York.			London...	Chicago		
Unit.....	Ton.....	Ton.....			532 lbs.	100 lbs.			Cwt.....	Pound		
Base price.	£ s. d.	Dolls.			£ s. d.	Dolls.			£ s. d.	Dolls.		
	3 0 0	40.0000			1 14 7.75	3.7854			3 0 9	0.1297		
1913—Year....	2 19 7	40.0000	99	100	1 16 2.40	3.9896	104	105	3 1 6	.1295	101	100
Quarters—												
First.....	2 18 4	40.0000	97	100	1 17 9	4.1667	109	110	3 2 4	.1332	103	103
Second....	3 0 0	40.0000	100	100	1 17 3	3.9500	108	104	3 2 10	.1287	103	99
Third.....	3 0 0	40.0000	100	100	1 15 9	4.0167	103	106	3 1 2	.1265	101	98
Fourth....	3 0 0	40.0000	100	100	1 14 9	3.8250	100	101	2 19 8	.1300	98	100
Months—												
January...	2 15 0	40.0000	92	100	1 18 9	4.2500	112	112	3 2 0	.1438	102	111
February..	3 0 0	40.0000	100	100	1 17 3	4.1750	108	110	3 1 6	.1281	101	99
March.....	3 0 0	40.0000	100	100	1 17 3	4.0750	108	108	3 3 6	.1278	105	99
April.....	3 0 0	40.0000	100	100	1 17 3	3.8750	108	102	3 3 6	.1288	105	99
May.....	3 0 0	40.0000	100	100	(a)	3.9500	b106	104	3 2 6	.1288	103	99
June.....	3 0 0	40.0000	100	100	(a)	4.0250	b104	106	3 2 6	.1285	103	99
July.....	3 0 0	40.0000	100	100	1 15 4.50	4.0750	102	108	3 4 0	.1256	105	97
August....	3 0 0	40.0000	100	100	1 15 7.50	4.1000	103	108	3 0 6	.1250	100	96
September	3 0 0	40.0000	100	100	1 16 3	3.8150	105	101	2 19 0	.1288	97	99
October...	3 0 0	40.0000	100	100	1 14 6	3.7750	100	100	2 19 0	.1300	97	100
November..	3 0 0	40.0000	100	100	1 14 9	3.9500	100	104	3 0 0	.1300	99	100
December..	3 0 0	40.0000	100	100	1 15 0	3.7500	101	99	3 0 0	.1300	99	100
1914—Year....	3 4 2	40.0000	107	100	1 15 3.25	4.0333	102	107	3 3 1	.1364	104	105
Quarters—												
First.....	3 0 0	40.0000	100	100	1 14 10	3.5667	101	94	3 1 4	.1300	101	100
Second....	3 0 0	40.0000	100	100	1 13 3	3.7333	96	99	3 0 10	.1322	100	102
Third.....	3 1 8	40.0000	103	100	1 16 0	4.2583	104	112	3 5 0	.1402	107	108
Fourth....	3 15 0	40.0000	125	100	1 17 0	4.5750	107	121	3 5 2	.1435	107	111
Months—												
January...	3 0 0	40.0000	100	100	1 15 0	3.6250	101	96	3 0 6	.1300	100	100
February..	3 0 0	40.0000	100	100	1 15 0	3.5750	101	94	3 2 0	.1300	102	100
March.....	3 0 0	40.0000	100	100	1 14 6	3.5000	100	92	3 1 6	.1300	101	100
April.....	3 0 0	40.0000	100	100	1 12 3	3.6500	93	96	3 0 6	.1316	100	101
May.....	3 0 0	40.0000	100	100	1 12 6	3.7750	94	100	3 0 0	.1325	99	102
June.....	3 0 0	40.0000	100	100	1 15 0	3.7750	101	100	3 2 0	.1325	102	102
July.....	3 0 0	40.0000	100	100	1 15 0	3.7000	101	98	3 3 0	.1350	104	104
August....	3 0 0	40.0000	100	100	1 17 0	3.8750	107	102	3 6 0	.1419	109	109
September	3 5 0	40.0000	108	100	1 16 0	5.2000	104	137	3 6 0	.1438	109	111
October...	3 15 0	40.0000	125	100	1 15 3	4.6750	102	124	3 3 6	.1438	105	111
November..	3 15 0	40.0000	125	100	1 16 9	4.3750	106	116	3 4 0	.1438	105	111
December..	3 15 0	40.0000	125	100	1 19 0	4.6750	113	124	3 8 0	.1428	112	110
1915—Year....	4 4 7	42.5000	141	106	2 6 4	5.7375	134	152	4 0 7.50	.1289	133	99
Quarters—												
First.....	3 18 4	40.0000	131	100	2 4 8	5.3917	129	142	3 13 10	.1229	122	95
Second....	4 1 8	40.0000	136	100	2 5 4	5.4583	131	144	4 6 10	.1214	143	94
Third.....	4 8 4	45.0000	147	113	2 5 8	5.7083	132	151	4 7 10	.1330	145	103
Fourth....	4 10 0	45.0000	150	113	2 9 8	6.3917	143	169	3 14 0	.1375	122	106
Months—												
January...	3 15 0	40.0000	125	100	2 0 0	4.6500	115	123	3 13 0	.1300	120	100
February..	4 0 0	40.0000	133	100	2 5 3	5.4750	131	145	3 14 0	.1213	122	94
March.....	4 0 0	40.0000	133	100	2 8 9	6.0500	141	160	3 14 6	.1175	123	91
April.....	4 0 0	40.0000	133	100	2 3 6	5.5750	126	147	3 17 6	.1175	123	91
May.....	4 0 0	40.0000	133	100	2 5 6	5.0250	131	133	4 4 0	.1213	147	94
June.....	4 5 0	40.0000	142	100	2 7 0	5.7750	136	153	4 9 0	.1253	155	97
July.....	4 5 0	45.0000	142	113	2 5 0	5.8000	130	153	4 8 6	.1315	146	101
August....	4 10 0	45.0000	150	113	2 5 6	5.6750	131	150	4 10 6	.1325	149	102
September	4 10 0	45.0000	150	113	2 6 6	5.6500	134	149	4 4 6	.1350	139	104
October...	4 10 0	45.0000	150	113	2 4 0	5.8750	127	155	3 16 6	.1375	126	106
November..	4 10 0	45.0000	150	113	2 10 0	6.4500	144	170	3 12 0	.1375	119	106
December..	4 10 0	45.0000	150	113	2 15 0	6.8500	159	181	3 13 6	.1375	121	106

a No quotation

b Interpolated.



## WHOLESALE PRICES IN THE UNITED KINGDOM AND THE UNITED STATES, BY MONTHS, QUARTERS, AND YEARS, 1913-1918—Continued.

	Barium, sulphate of.				Beans.				Beef.			
	Actual price.		Relative price.		Actual price.		Relative price.		Actual price.		Relative price.	
	U. K.	U. S.	U. K.	U. S.	U. K.	U. S.	U. K.	U. S.	U. K.	U. S.	U. K.	U. S.
Market...	Manchester	New York.	.....	.....	London...	New York.	.....	.....	London...	Chicago	.....	.....
Unit.....	Ton.....	Ton.....	.....	.....	532 lbs.....	100 lbs.....	.....	.....	Cwt.....	Pound.....	.....	.....
Base price.	£ s. d.	Dolls.	.....	.....	£ s. d.	Dolls.	.....	.....	£ s. d.	Dolls.	.....	.....
1916—Year...	3 10 0	40.0000	.....	.....	1 14 7.75	3.7854	.....	.....	3 0 9	0.1297	.....	.....
Quarters—												
First.....	4 10 0	61.6667	150	243	2 16 4	6.7000	163	223	3 19 0	.1375	130	106
Second.....	4 10 0	86.6667	150	217	2 17 0	6.8500	165	181	5 3 2	.1388	170	107
Third.....	4 10 0	120.0000	150	300	2 17 0	9.4333	165	249	4 17 2	.1388	160	107
Fourth.....	4 10 0	120.0000	150	300	3 14 6	10.8167	215	286	4 12 0	.1375	151	106
Months—												
January...	4 10 0	45.0000	150	113	2 15 6	6.8250	160	180	3 16 6	.1375	126	106
February...	4 10 0	70.0000	150	175	2 16 6	6.6750	163	176	3 18 6	.1375	129	106
March.....	4 10 0	70.0000	150	175	2 17 0	6.6000	165	174	4 2 0	.1375	135	106
April.....	4 10 0	70.0000	150	175	2 17 0	6.6500	165	176	4 12 0	.1375	151	106
May.....	4 10 0	70.0000	150	175	2 17 0	6.8750	165	182	5 6 6	.1375	175	106
June.....	4 10 0	120.0000	150	300	2 17 0	7.0250	165	186	5 11 0	.1415	183	109
July.....	4 10 0	120.0000	150	300	2 16 6	9.7500	163	258	5 5 0	.1413	173	109
August.....	4 10 0	120.0000	150	300	2 17 6	9.5500	166	252	4 16 6	.1375	159	106
September	4 10 0	120.0000	150	300	(a)	9.0000	177	238	4 10 0	.1375	148	106
October...	4 10 0	120.0000	150	300	(a)	8.7500	179	231	4 6 6	.1375	142	106
November	4 10 0	120.0000	150	300	3 10 0	11.7500	202	310	4 7 6	.1375	144	106
December.	4 10 0	120.0000	150	300	3 19 0	11.95000	228	316	5 2 0	.1375	168	106
1917—Year...	4 17 6	35.4167	163	89	4 18 7.70	13.7854	285	364	6 1 5	.1672	200	129
Quarters—												
First.....	4 10 0	36.6667	150	92	3 19 10.62	11.5167	231	304	5 17 10	.1431	194	110
Second.....	5 0 0	35.0000	167	88	4 15 6.46	14.7500	276	390	6 8 2	.1606	211	124
Third.....	5 0 0	35.0000	167	88	5 4 1.85	14.6250	301	386	6 6 6	.1762	208	136
Fourth.....	5 0 0	35.0000	167	88	5 13 9.86	14.2500	328	376	5 13 2	.1888	186	146
Months—												
January...	4 10 0	40.0000	150	100	3 18 3.60	10.7500	226	284	5 15 6	.1375	190	106
February...	4 10 0	35.0000	150	88	3 18 9	11.3000	227	299	5 18 6	.1413	195	109
March.....	4 10 0	35.0000	150	88	4 3 0	12.5000	240	330	5 19 6	.1490	197	115
April.....	5 0 0	35.0000	167	88	4 10 6	13.0000	261	343	5 18 6	.1600	195	123
May.....	5 0 0	35.0000	167	88	4 17 4.50	15.3750	281	406	6 4 6	.1600	205	123
June.....	5 0 0	35.0000	167	88	5 0 0	15.87500	289	419	7 1 6	.1615	233	125
July.....	5 0 0	35.0000	167	88	5 0 7.20	15.3750	290	406	6 15 6	.1638	223	126
August.....	5 0 0	35.0000	167	88	5 1 0	15.0000	292	396	6 8 0	.1713	211	132
September	5 0 0	35.0000	167	88	5 11 9	13.5000	323	357	5 16 0	.1900	191	146
October...	5 0 0	35.0000	167	88	5 11 3.60	13.7500	321	363	5 15 6	.1900	190	146
November	5 0 0	35.0000	167	88	5 9 0	14.8750	315	393	5 12 0	.1900	184	146
December.	5 0 0	35.0000	167	88	6 0 2.40	14.1250	347	373	5 12 0	.1870	184	144
1918—Year...	7 10 0	35.0000	250	88	8 19 5.58	12.1151	518	320	6 19 7.50	.2213	197	171
Quarters—												
First.....	6 6 8	35.0000	211	88	7 14 5.18	13.7115	446	362	5 15 10	.1750	191	135
Second.....	7 0 0	35.0000	233	88	9 9 2.77	12.9231	546	341	5 14 6	.2227	188	172
Third.....	7 13 4	35.0000	256	88	9 17 10.62	11.4729	571	303	5 15 2	.2423	190	187
Fourth.....	9 0 0	35.0000	300	88	8 12 5.54	10.4146	498	275	6 13 0	.2450	219	189
Months—												
January...	5 0 0	35.0000	167	88	6 12 11	13.9250	384	368	5 16 6	.1750	192	135
February...	7 0 0	35.0000	233	88	7 17 6	13.5000	455	357	5 16 6	.1750	192	135
March.....	7 0 0	35.0000	233	88	8 7 6	13.6563	484	361	5 14 6	.1750	188	135
April.....	7 0 0	35.0000	233	88	8 13 6	13.4500	501	355	5 14 6	.2050	188	158
May.....	7 0 0	35.0000	233	88	9 16 3	12.9688	567	343	5 14 6	.2250	188	173
June.....	7 0 0	35.0000	233	88	10 1 10.50	12.2188	583	323	5 14 6	.2375	188	183
July.....	7 0 0	35.0000	233	88	10 3 0	11.8250	586	312	5 14 6	.2400	188	185
August.....	7 0 0	35.0000	233	88	10 0 7.50	11.4688	579	303	5 14 6	.2420	188	187
September	9 0 0	35.0000	300	88	9 8 9	11.1250	555	294	5 16 6	.2450	192	189
October...	9 0 0	35.0000	300	88	10 0 7.80	10.9250	579	289	6 13 0	.2450	219	189
November	9 0 0	35.0000	300	88	9 6 6.75	10.2188	538	270	6 13 0	.2450	219	189
December.	9 0 0	35.0000	300	88	6 3 1.50	10.1000	355	267	6 13 0	.2450	219	189

a No quotation.

b Interpolated.

## WHOLESALE PRICES IN THE UNITED KINGDOM AND THE UNITED STATES, BY MONTHS, QUARTERS, AND YEARS, 1913-1918—Continued.

	Benzol.				Bleaching powder.				Brass, sheet.				
	Actual price.		Relative price.		Actual price.		Relative price.		Actual price.		Relative price.		
	U. K.	U. S.	U. K.	U. S.	U. K.	U. S.	U. K.	U. S.	U. K.	U. S.	U. K.	U. S.	
Market...	Manchester	General U. S. Gallon			Manchester	Eastern district. Pound					New York. Pound		
Unit.....	Gallon				Ton								
Base price.	£ s. d.	Dolls.			£ s. d.	Dolls.			£ s. d.	Dolls.			
	0 0 11.02	0.2550			5 7 6	0.0125			0 0 8.32	0.1604			
1913—year.....	0 0 11.27	.2725	102	107	5 7 6	.0125	100	100	0 0 8.62	.1783	104	111	
Quarters—													
First.....	0 0 10.33	.2500	94	98	5 7 6	.0125	100	100	0 0 8.75	.1825	105	114	
Second.....	0 0 11.33	.2800	103	110	5 7 6	.0125	100	100	0 0 8.54	.1833	103	114	
Third.....	0 0 11.50	.2800	104	110	5 7 6	.1025	100	100	0 0 8.55	.1783	103	111	
Fourth.....	0 0 11.92	.2800	108	110	5 7 6	.0125	100	100	0 0 8.63	.1692	104	105	
Months—													
January.....	0 0 10	.2500	91	98	5 7 6	.0125	100	100	0 0 9	(a)	114	b114	
February.....	0 0 10.50	.2500	95	98	5 7 6	.0125	100	100	0 0 8.75	(a)	105	b114	
March.....	0 0 10.50	.2500	95	98	5 7 6	.0125	100	100	0 0 8.50	.1825	102	114	
April.....	0 0 11	.2800	100	110	5 7 6	.0125	100	100	0 0 8.75	.1825	105	114	
May.....	0 0 11.50	.2800	104	110	5 7 6	.0125	100	100	0 0 8.50	.1825	102	114	
June.....	0 0 11.50	.2800	104	110	5 7 6	.0125	100	100	0 0 8.38	.1850	101	115	
July.....	0 0 11.50	.2800	104	110	5 7 6	.0125	100	100	0 0 8.38	.1850	101	115	
August.....	0 0 11.50	.2800	104	110	5 7 6	.0125	100	100	0 0 8.63	.1750	104	109	
September.....	0 0 11.50	.2800	104	110	5 7 6	.0125	100	100	0 0 8.63	.1750	104	109	
October.....	0 0 11.75	.2800	107	110	5 7 6	.0125	100	100	0 0 8.75	.1750	105	109	
November.....	0 1 0	.2800	109	110	5 7 6	.0125	100	100	0 0 8.75	.1663	105	104	
December.....	0 1 0	.2800	109	110	5 7 6	.0125	100	100	0 0 8.38	.1663	101	104	
1914—year.....	0 0 11.17	.2575	101	101	6 0 5	.0125	112	100	0 0 8.08	.1400	97	87	
Quarters—													
First.....	0 0 11.17	.2300	101	90	5 7 6	.0125	100	100	0 0 8.17	.1492	98	93	
Second.....	0 0 9.50	.2300	86	90	5 7 6	.0125	100	100	0 0 7.92	.1450	95	90	
Third.....	0 0 9	.2800	82	110	6 1 8	.0125	113	100	0 0 8.08	.1388	97	87	
Fourth.....	0 1 3	.2906	136	114	7 5 0	.0125	135	100	0 0 8.17	.1271	98	79	
Months—													
January.....	0 1 05	.2300	113	90	5 7 6	.0125	100	100	0 0 8.25	.1575	99	98	
February.....	0 0 11	.2300	100	90	5 7 6	.0125	100	100	0 0 8.25	.1450	99	90	
March.....	0 0 10	.2300	91	90	5 7 6	.0125	100	100	0 0 8	.1450	96	90	
April.....	0 0 10	.2300	91	90	5 7 6	.0125	100	100	0 0 8	.1450	96	90	
May.....	0 0 9.25	.2300	84	90	5 7 6	.0125	100	100	0 0 7.88	.1450	95	90	
June.....	0 0 9.25	.2300	84	90	5 7 6	.0125	100	100	0 0 7.88	.1450	95	90	
July.....	0 0 9	.2800	82	110	5 7 6	.0125	100	100	0 0 7.75	.1388	93	87	
August.....	0 0 9	.2800	82	110	5 7 6	.0125	100	100	0 0 7.75	.1388	93	87	
September.....	0 0 9	.2800	82	110	7 10 0	.0125	140	100	0 0 8.75	.1388	105	87	
October.....	0 1 2	.2900	127	114	7 15 0	.0125	144	100	0 0 8.25	.1313	99	82	
November.....	0 1 2	.2900	127	114	7 0 0	.0125	130	100	0 0 8	.1275	96	80	
December.....	0 1 5	.2900	154	114	7 0 0	.0125	130	100	0 0 8.25	.1225	99	76	
1915—year.....	0 1 5	.4275	154	168	10 5 10	.0250	191	200	0 1 0.31	.2232	148	139	
Quarters—													
First.....	0 1 5	.2700	154	106	7 6 8	.0125	136	100	0 0 9.17	.1558	110	97	
Second.....	0 1 5	.2900	154	114	7 10 0	.0125	140	100	0 1 0	.1952	144	122	
Third.....	0 1 5	.5500	154	216	11 6 8	.0165	211	132	0 1 2.38	.2758	173	172	
Fourth.....	0 1 5	.6000	154	235	15 0 0	.0583	279	466	0 1 1.71	.2658	165	166	
Months—													
January.....	0 1 5	.2700	154	106	7 0 0	.0125	130	100	0 0 8.50	.1325	102	83	
February.....	0 1 5	.2700	154	106	7 10 0	.0125	140	100	0 0 9.50	.1550	114	97	
March.....	0 1 5	.2700	154	106	7 10 0	.0125	140	100	0 0 9.50	.1800	114	112	
April.....	0 1 5	.2900	154	114	7 10 0	.0125	140	100	0 0 10	.1630	120	102	
May.....	0 1 5	.2900	154	114	7 10 0	.0125	140	100	0 1 0.25	.2175	147	136	
June.....	0 1 5	.2900	154	114	7 10 0	.0125	140	100	0 1 1.75	.2050	165	128	
July.....	0 1 5	.5500	154	216	10 10 0	.0125	195	100	0 1 3	.2900	180	181	
August.....	0 1 5	.5500	154	216	10 10 0	.0170	195	136	0 1 2.75	.2625	177	164	
September.....	0 1 5	.5500	154	216	13 0 0	.0200	242	160	0 1 1.38	.2750	161	171	
October.....	0 1 5	.6000	154	235	14 10 0	.0450	270	360	0 1 1.38	.2625	161	164	
November.....	0 1 5	.6000	154	235	14 10 0	.0600	270	480	0 1 1.38	.2625	161	164	
December.....	0 1 5	.6000	154	235	16 0 0	.0700	298	560	0 1 2.38	.2725	173	170	

a No quotations.

b Interpolated.

## WHOLESALE PRICES IN THE UNITED KINGDOM AND THE UNITED STATES, BY MONTHS, QUARTERS, AND YEARS, 1913-1918—Continued.

	Benzol.				Bleaching powder.				Brass, sheet.			
	Actual price.		Relative price.		Actual price.		Relative price.		Actual price.		Relative price.	
	U. K.	U. S.	U. K.	U. S.	U. K.	U. S.	U. K.	U. S.	U. K.	U. S.	U. K.	U. S.
<b>Market...</b>	<b>Manchester</b>	<b>General U. S.</b>	<b>U. S.</b>	<b>U. S.</b>	<b>Manchester</b>	<b>Eastern district.</b>	<b>U. S.</b>	<b>U. S.</b>	<b>U. S.</b>	<b>U. S.</b>	<b>New York.</b>	<b>U. S.</b>
<b>Unit.....</b>	<b>Gallon.....</b>	<b>Gallon.....</b>	<b>.....</b>	<b>.....</b>	<b>Ton.....</b>	<b>Pound.....</b>	<b>.....</b>	<b>.....</b>	<b>.....</b>	<b>.....</b>	<b>Pound.....</b>	<b>Pound.....</b>
<b>Base price.</b>	<b>£ s. d.</b>	<b>Dolls.</b>	<b>.....</b>	<b>.....</b>	<b>£ s. d.</b>	<b>Dolls.</b>	<b>.....</b>	<b>.....</b>	<b>£ s. d.</b>	<b>Dolls.</b>	<b>.....</b>	<b>.....</b>
	0 0 11.02	0.2550			5 7 6	0.0125			0 0 8.32	0.1604		
1916—Year.....	0 1 5	.6375	154	250	18 11 8	.0650	346	520	0 1 4.44	.4217	198	263
Quarters—												
First.....	0 1 5	.7000	154	275	16 10 0	.1100	307	880	0 1 3.80	.3667	190	229
Second.....	0 1 5	.7000	154	275	17 16 8	.0625	332	500	0 1 5.55	.4267	211	266
Third.....	0 1 5	.6000	154	235	18 13 4	.0425	347	340	0 1 3.80	.4450	190	277
Fourth.....	0 1 5	.5500	154	216	21 6 8	.0450	397	360	0 1 4.63	.4483	200	279
Months—												
January.....	0 1 5	.7000	154	275	16 10 0	.1400	307	1120	0 1 2.88	.3500	179	218
February.....	0 1 5	.7000	154	275	16 10 0	.1200	307	960	0 1 3.38	.3800	185	237
March.....	0 1 5	.7000	154	275	16 10 0	.0700	307	560	0 1 5.13	.3700	206	231
April.....	0 1 5	.7000	154	275	17 10 0	.0700	326	560	0 1 4.88	.4050	203	252
May.....	0 1 5	.7000	154	275	18 0 0	.0700	335	560	0 1 5.38	.4300	209	268
June.....	0 1 5	.7000	154	275	18 0 0	.0475	335	380	0 1 6.38	.4450	221	277
July.....	0 1 5	.6000	154	235	18 0 0	.0475	335	380	0 1 4.63	.4450	200	277
August.....	0 1 5	.6000	154	235	20 0 0	.0888	372	310	0 1 3.38	.4450	185	277
September.....	0 1 5	.6000	154	235	18 0 0	.0412	335	330	0 1 3.38	.4450	155	277
October.....	0 1 5	.5500	154	216	19 0 0	.0425	353	340	0 1 3.88	.4450	191	277
November.....	0 1 5	.5500	154	216	20 0 0	.0450	372	360	0 1 4.13	.4450	194	277
December.....	0 1 5	.5500	154	216	25 0 0	.0475	465	380	0 1 5.88	.4550	215	284
1917—Year.....	0 1 5	.5000	154	196	24 10 10	.0271	457	217	0 1 4.01	.4269	192	266
Quarters—												
First.....	0 1 5	.5500	154	216	29 6 8	.0408	546	326	0 1 4.71	.4550	201	284
Second.....	0 1 5	.5500	154	216	27 13 4	.0283	515	226	0 1 4.21	.4500	195	281
Third.....	0 1 5	.5000	154	196	21 6 8	.0208	397	166	0 1 3.96	.4167	192	260
Fourth.....	0 1 5	.4000	154	157	19 16 8	.0184	369	147	0 1 3.13	.3858	182	241
Months—												
January.....	0 1 5	.5500	154	216	29 0 0	.0425	540	340	0 1 5.38	.4550	209	284
February.....	0 1 5	.5500	154	216	29 10 0	.0425	549	340	0 1 4.38	.4550	197	284
March.....	0 1 5	.5500	154	216	29 10 0	.0375	549	300	0 1 4.38	.4550	197	284
April.....	0 1 5	.5500	154	216	28 0 0	.0300	521	240	0 1 4.38	.4500	197	281
May.....	0 1 5	.5500	154	216	28 0 0	.0300	521	240	0 1 4.13	.4500	194	281
June.....	0 1 5	.5500	154	216	27 0 0	.0250	502	200	0 1 4.13	.4500	194	281
July.....	0 1 5	.5000	154	196	24 0 0	.0225	447	180	0 1 4.13	.4500	194	281
August.....	0 1 5	.5000	154	196	20 0 0	.0225	372	180	0 1 3.88	.4000	191	249
September.....	0 1 5	.5000	154	196	20 0 0	.0175	372	140	0 1 3.88	.4000	191	249
October.....	0 1 5	.4000	154	157	20 10 0	.0163	381	130	0 1 3.13	.4000	182	249
November.....	0 1 5	.4000	154	157	20 10 0	.0163	381	130	0 1 3.13	.4000	182	249
December.....	0 1 5	.4000	154	157	18 10 0	.0225	344	180	0 1 3.13	.3575	182	223
1918—Year.....	0 1 5.58	.2683	160	105	15 1 8	.0313	281	250	0 1 3.70	.3467	189	216
Quarters—												
First.....	0 1 5	.3500	154	137	16 13 4	.0242	310	194	0 1 3.67	.3075	188	192
Second.....	0 1 5	.2833	154	111	13 13 4	.0250	254	200	0 1 3.25	.3108	183	194
Third.....	0 1 5	.2200	154	86	15 0 0	.0317	279	254	0 1 3.75	.3708	189	231
Fourth.....	0 1 7.33	.2200	175	86	15 0 0	.0442	279	354	0 1 4.13	.3975	194	248
Months—												
January.....	0 1 5	.3500	154	137	17 10 0	.0225	326	180	0 1 3.25	.3075	183	192
February.....	0 1 5	.3500	154	137	17 10 0	.0250	326	200	0 1 3.25	.3075	183	192
March.....	0 1 5	.3500	154	137	15 0 0	.0250	279	200	0 1 4.50	.3075	198	192
April.....	0 1 5	.3500	154	137	14 0 0	.0250	260	200	0 1 3.25	.3075	183	192
May.....	0 1 5	.2500	154	98	13 10 0	.0250	251	200	0 1 3.25	.3075	183	192
June.....	0 1 5	.2500	154	98	13 10 0	.0250	251	200	0 1 3.25	.3175	183	198
July.....	0 1 5	.2200	154	86	13 10 0	.0250	251	200	0 1 3.25	.3175	183	198
August.....	0 1 5	.2200	154	86	15 10 0	.0250	279	200	0 1 4.88	.3975	191	248
September.....	0 1 5	.2200	154	86	16 10 0	.0450	307	360	0 1 3.13	.3975	194	248
October.....	0 1 5	.2200	154	86	15 0 0	.0550	279	440	0 1 4.13	.3975	194	248
November.....	0 1 5	.2200	154	86	15 0 0	.0550	279	440	0 1 4.13	.3975	194	248
December.....	0 2 0	.2200	218	86	15 0 0	.0225	279	180	0 1 4.13	.3975	194	248

## WHOLESALE PRICES IN THE UNITED KINGDOM AND THE UNITED STATES, BY MONTHS, QUARTERS, AND YEARS, 1913-1918-Continued.

	Burlap.				Butter.				Cabbages.			
	Actual price.		Relative price.		Actual price.		Relative price.		Actual price.		Relative price.	
	U. K.	U. S.	U. K.	U. S.	U. K.	U. S.	U. K.	U. S.	U. K.	U. S.	U. K.	U. S.
Market...	Liverpool..	New York..			London....	Chi- cago. pound.			London....	New York. Cwt....		
Unit.....	Each.....	Yard....			12 lbs.....				Dozen....			
Base price.	£ s. d.	Dolls.			£ s. d.	Dolls.			£ s. d.	Dolls.		
	0 0 4.44	0.0675			0 14 7.50	0.2724			0 1 3.33	1.1645		
1913-Year....	0 0 3.80	.0802	86	119	0 14 8.50	.2969	101	109	0 1 2.50	.7650	95	66
Quarters—												
First.....	0 0 3.38	.0886	76	131	0 16 8	.3312	114	122	0 0 9	.3463	59	30
Second....	0 0 3.56	.0787	80	117	0 13 1	.2850	89	105	0 1 2	.6416	91	55
Third.....	0 0 3.75	.0800	85	119	0 13 7	.2659	93	98	0 1 8	1.0083	130	87
Fourth....	0 0 4.52	.0748	102	111	0 15 6	.3042	106	112	0 1 3	1.0639	98	91
Months—												
January...	0 0 3.38	.0869	76	129	0 17 0	.3144	116	115	0 0 9	.3000	59	26
February..	0 0 3.38	.0901	76	133	0 17 0	.3331	116	122	0 0 8	.3438	52	30
March.....	0 0 3.38	.0888	76	132	0 16 0	.3460	109	127	0 0 10	.3950	65	34
April.....	0 0 3.38	.0850	76	126	0 14 0	.3213	96	118	0 1 6	.4375	117	38
May.....	0 0 3.75	.0798	85	118	0 12 9	.2681	87	98	0 1 0	.6875	78	59
June.....	0 0 3.56	.0740	80	110	0 12 6	.2655	85	97	0 1 0	(a)	78	b69
July.....	0 0 3.50	.0760	79	113	0 13 0	.2550	89	94	0 1 0	(a)	78	b77
August....	0 0 3.50	.0783	79	116	0 13 6	.2572	92	94	0 1 0	(a)	78	b86
September	0 0 4.25	.0837	96	124	0 14 3	.2856	97	105	0 3 0	1.1250	235	97
October...	0 0 4.56	.0805	103	119	0 14 6	.2856	99	105	0 1 9	1.0813	137	93
November	0 0 4.50	.0752	101	111	0 15 6	.3019	106	111	0 1 0	.8542	78	73
December.	0 0 4.50	.0699	101	104	0 16 6	.3250	113	119	0 1 0	1.2563	78	108
1914-Year....	0 0 4.69	.0620	106	92	0 14 10.25	.2731	102	100	0 1 2.67	.9267	96	80
Quarters—												
First.....	0 0 4.70	.0598	106	89	0 16 1	.2752	110	101	0 1 1	1.3108	85	113
Second....	0 0 4.81	.0565	108	84	0 13 4	.2442	91	90	0 1 1.33	1.2750	87	109
Third.....	0 0 4.63	.0789	104	117	0 14 4	.2737	98	100	0 1 4.00	.6230	104	54
Fourth....	0 0 4.61	.0557	104	83	0 15 8	.2989	107	110	0 1 4.33	.4980	107	43
Months—												
January...	0 0 4.50	.0633	101	94	0 17 0	.2975	116	109	0 1 0	1.3700	78	118
February..	0 0 4.78	.0589	108	87	0 16 0	.2675	109	98	0 1 3	1.3125	78	113
March.....	0 0 4.81	.0577	108	85	0 15 3	.2605	104	96	0 1 0	1.2500	78	107
April.....	0 0 4.81	.0577	108	85	0 13 9	.2350	94	86	0 1 0	1.2250	78	105
May.....	0 0 4.81	.0571	108	85	0 13 3	.2431	91	89	0 1 1	(a)	85	b112
June.....	0 0 4.81	.0551	108	82	0 13 0	.2545	89	93	0 1 3	(a)	98	b112
July.....	0 0 4.63	.0515	104	76	0 13 6	.2556	92	94	0 1 3	(a)	98	b77
August....	0 0 4.63	.0869	104	129	0 15 0	.2785	103	102	0 1 3	.5000	98	43
September	0 0 4.63	.0847	104	125	0 14 6	.2869	99	105	0 1 6	.4690	117	40
October...	0 0 4.63	.9683	104	101	0 15 0	.2538	103	104	0 1 8	.5750	130	49
November	0 0 4.63	.0598	104	89	0 15 6	.3050	106	112	0 1 2	3.750	91	32
December.	0 0 4.56	.0444	103	66	0 16 6	.3081	113	113	0 1 3	.5440	98	47
1915-Year....	0 0 4.61	.0706	104	105	0 16 11	.2743	116	101	0 1 2	.6610	91	57
Quarters—												
First.....	0 0 4.79	.0508	108	75	0 16 7	.2913	113	107	0 1 4	.6542	104	56
Second....	0 0 5.08	.0715	114	106	0 15 4	.2711	105	100	0 1 4	1.1979	104	103
Third.....	0 0 4.38	.0778	99	115	0 16 9	.2426	115	89	0 1 0	(a)	78	b43
Fourth....	0 0 4.19	.0845	94	125	0 19 0	.2909	130	107	0 1 0	.2919	78	25
Months—												
January...	0 0 4.63	.0445	104	66	0 17 0	.3000	116	110	0 1 3	.6938	98	60
February..	0 0 4.75	.0494	107	73	0 16 6	.2963	113	109	0 1 3	.5875	98	50
March.....	0 0 5	.0569	113	84	0 16 3	.2775	111	102	0 1 6	.6813	117	59
April.....	0 0 5.25	.0638	118	95	0 15 6	.2825	106	104	0 1 6	1.4688	117	126
May.....	0 0 5.25	.0718	118	106	0 15 3	.2670	104	98	0 1 6	1.1250	117	97
June.....	0 0 4.75	.0790	107	117	0 15 3	.2638	104	97	0 1 0	(a)	78	b86
July.....	0 0 4.75	.0786	107	116	0 16 0	.2500	109	92	0 1 0	(a)	78	b52
August....	0 0 4.19	.0780	94	116	0 16 9	.2360	115	87	0 1 0	(a)	78	b43
September	0 0 4.19	.0769	94	114	0 17 6	.2419	120	89	0 1 0	(a)	78	b34
October...	0 0 4.63	.0789	104	117	0 19 0	.2625	130	96	0 1 0	.2583	78	22
November	0 0 3.75	.0811	85	120	0 19 0	.2895	130	106	0 1 0	.2750	78	24
December.	0 0 4.19	.0915	94	136	0 19 0	.3206	130	118	0 1 0	.3425	78	29

a No quotation.

b Interpolated.

WHOLESALE PRICES IN THE UNITED KINGDOM AND THE UNITED STATES, BY MONTHS, QUARTERS, AND YEARS, 1913-1918—Continued.

Market...	Burlap.				Butter.				Cabbages.			
	Actual price.		Relative price.		Actual price.		Relative price.		Actual price.		Relative price.	
	U. K.	U. S.	U. K.	U. S.	U. K.	U. S.	U. K.	U. S.	U. K.	U. S.	U. K.	U. S.
Unit.....	Each.....	New York Yard.....			12 lbs.....	Chi-cago Pound.....			Dozen.....	New York Cwt.....		
Base price.	£ s. d.	Dolls.			£ s. d.	Dolls.			£ s. d.	Dolls.		
1916—Year....	0 0 5.08	.0939	114	139	0 19 7	.3179	134	117	0 1 5.75	1.2019	116	103
Quarters—												
First.....	0 0 4.40	.1134	99	168	0 18 10	.3159	129	116	0 1 4	.5371	104	46
Second.....	0 0 4.79	.0909	108	135	0 18 0	.3019	123	111	0 1 5	.7625	111	66
Third.....	0 0 5.06	.0807	114	120	0 19 2	.2910	131	107	0 1 7	1.3083	124	112
Fourth.....	0 0 6.08	.0909	137	135	1 2 4	.3622	153	133	0 1 7	2.2000	124	189
Months—												
January.....	0 0 4.19	.1116	94	165	0 19 0	.2925	130	107	0 1 3	.4625	98	40
February.....	0 0 4.19	.1153	94	171	0 19 0	.3100	130	114	0 1 0	.4438	78	38
March.....	0 0 4.81	.1135	108	168	0 18 6	.3453	126	127	0 1 9	.7050	137	61
April.....	0 0 4.81	.1047	108	155	0 18 0	.3383	123	124	0 1 3	.5750	98	49
May.....	0 0 4.81	.0878	108	130	0 18 0	.2856	123	105	0 1 9	.8125	137	70
June.....	0 0 4.75	.0810	107	120	0 18 0	.2817	123	103	0 1 3	(a)	98	b77
July.....	0 0 4.56	.0763	103	113	0 18 0	.2683	123	98	0 1 6	(a)	117	b86
August.....	0 0 4.63	.0821	104	122	0 19 0	.2906	130	107	0 1 9	(a)	137	b112
September.....	0 0 6	.0839	135	124	1 0 6	.3141	140	115	0 1 6	1.6250	117	140
October.....	0 0 6	.0851	135	126	1 1 3	.3373	145	124	0 2 0	2.0000	157	172
November.....	0 0 6	.0906	135	134	1 2 6	.3763	154	138	0 1 6	2.0750	117	178
December.....	0 0 6.25	.1010	141	150	1 3 3	.3731	159	137	0 1 3	2.5250	98	217
1917—Year....	0 0 9.21	.1337	207	198	1 4 4.50	.4034	167	148	0 1 11.83	2.4723	155	212
Quarters—												
First.....	0 0 6.46	.0937	145	139	1 3 8	.3865	162	142	0 2 3	4.8854	176	420
Second.....	0 0 6.30	.1075	142	159	1 2 9	.3919	156	144	0 3 0	2.9444	235	253
Third.....	0 0 9.63	.1417	217	210	1 3 10	.3928	163	144	0 1 6.33	.7462	120	64
Fourth.....	0 1 2.46	.1920	326	284	1 7 3	.4404	186	162	0 1 2	1.6442	91	141
Months—												
January.....	0 0 6.38	.0968	144	143	1 3 6	.3681	161	135	0 1 9	3.3750	137	290
February.....	0 0 6.50	.0953	146	141	1 3 6	.3969	161	146	0 2 6	5.6875	196	488
March.....	0 0 6.50	.0884	146	131	1 4 0	.3944	164	145	0 2 6	6.3330	196	544
April.....	0 0 6.13	.0878	138	130	1 3 6	.4200	161	154	0 2 0	5.2500	157	451
May.....	0 0 6.13	.1114	138	165	1 2 9	.3794	156	139	0 4 0	3.8125	313	327
June.....	0 0 6.63	.1281	149	190	1 2 0	.3763	150	138	0 3 0	1.5000	235	129
July.....	0 0 7.75	.1348	175	200	1 2 6	.3700	154	136	0 2 0	.6500	157	56
August.....	0 0 9.75	.1411	220	209	1 4 0	.3938	164	145	0 1 6	.6750	117	58
September.....	0 0 11.38	.1510	256	224	1 5 0	.4203	171	154	0 1 1	.9375	85	81
October.....	0 0 11.38	.1620	256	240	1 6 6	.4250	181	156	0 1 0	1.5750	78	135
November.....	0 1 4	.2003	360	297	1 7 3	.4325	186	159	0 1 3	1.4375	98	123
December.....	0 1 4	.2213	360	328	1 8 0	.4675	191	172	0 1 3	1.9375	98	166
1918—Year....	0 1 1.61	.2113	307	313	1 7 4.75	.4857	187	178	0 2 8.73	1.5014	214	129
Quarters—												
First.....	0 1 2.17	.2155	319	319	1 8 0	.4658	191	171	0 1 8	2.4208	130	208
Second.....	0 1 0.92	.2408	291	357	1 8 0	.4133	191	152	0 2 3	1.1139	176	96
Third.....	0 1 0.67	.2386	285	353	1 6 7	.4747	182	174	0 3 8	1.2750	287	109
Fourth.....	0 1 2.67	.1505	330	223	1 7 0	.5948	185	218	0 3 2	1.1958	249	103
Months—												
January.....	0 1 2	.2103	315	312	1 8 0	.4788	191	176	0 1 9	2.4500	137	210
February.....	0 1 2	.2144	315	318	1 8 0	.4844	191	178	0 1 9	3.0938	137	266
March.....	0 1 2.50	.2219	327	329	1 8 0	.4344	191	159	0 1 6	1.7188	117	148
April.....	0 1 1	.2395	293	355	1 8 0	.4055	191	149	(e)	1.5000	(e)	129
May.....	0 1 1	.2431	293	360	1 8 0	.4144	191	152	0 2 6	.8917	196	77
June.....	0 1 0.75	.2400	287	356	1 8 0	.4188	191	154	0 2 0	(a)	157	b82
July.....	0 1 0.31	.2425	277	359	1 8 0	.4292	191	158	0 3 0	(a)	235	b103
August.....	0 1 0.50	.2453	282	363	1 6 0	.4458	178	164	0 3 0	1.3750	235	118
September.....	0 1 1.19	.2269	297	336	1 5 9	.5450	176	200	0 5 0	1.2500	391	107
October.....	0 1 2.63	.1505	330	223	1 6 0	.5525	178	203	0 4 6	1.1500	352	99
November.....	0 1 2.63	.1505	330	223	1 7 6	.5935	188	218	0 2 6	1.0625	196	91
December.....	0 1 2.75	.1505	332	223	1 7 6	.6281	188	231	0 2 6	1.3750	196	118

a No quotation.

b Interpolated.

## WHOLESALE PRICES IN THE UNITED KINGDOM AND THE UNITED STATES, BY MONTHS, QUARTERS, AND YEARS, 1913-1918—Continued.

	Calcium, chloride of.				Casein.				Cattle, store.			
	Actual price.		Relative price.		Actual price.		Relative price.		Actual price.		Relative price.	
	U. K.	U. S.	U. K.	U. S.	U. K.	U. S.	U. K.	U. S.	U. K.	U. S.	U. K.	U. S.
<b>Market</b> ..	<b>Manchester</b>	<b>New York</b>			<b>Manchester</b>	<b>New York</b>			<b>England and Wales</b>	<b>New York</b>		
<b>Unit</b> .....	<b>Ton</b> .....	<b>100 lbs</b>			<b>Ton</b> .....	<b>Pound</b> .....			<b>Head</b> .....	<b>100 lbs</b>		
<b>Base price</b>	<b>£ s. d.</b>	<b>Dolls</b>			<b>£ s. d.</b>	<b>Dolls</b>			<b>£ s. d.</b>	<b>Dolls</b>		
	2 13 9	0. 6146			29 8 0	0. 0750			11 9 1	12. 0083		
1913—Year .....	2 17 6	. 6458	107	105	29 5 0	. 0750	99	100	11 2 1	12. 0396	97	100
Quarters—												
First .....	2 17 6	. 6500	107	106	(a)	. 0750	(a)	100	11 0 4	12. 1667	96	101
Second .....	2 17 6	. 6500	107	106	(a)	. 0750	(a)	100	11 13 4	11. 1667	102	93
Third .....	2 17 6	. 6500	107	106	30 0 0	. 0750	102	100	10 9 4	11. 7833	91	98
Fourth .....	2 17 6	. 6333	107	103	29 0 0	. 0750	99	100	11 5 4	13. 0417	98	109
Months—												
January .....	2 17 6	. 6500	107	106	(a)	. 0750	(a)	100	10 19 0	12. 2500	96	102
February .....	2 17 6	. 6500	107	106	(a)	. 0750	(a)	100	11 0 0	12. 3750	96	103
March .....	2 17 6	. 6500	107	106	(a)	. 0750	(a)	100	11 2 0	11. 8750	97	99
April .....	2 17 6	. 6500	107	106	(a)	. 0750	(a)	100	11 9 0	12. 0900	100	100
May .....	2 17 6	. 6500	107	106	(a)	. 0750	(a)	100	11 16 0	10. 3750	103	86
June .....	2 17 6	. 6500	107	106	(a)	. 0750	(a)	100	11 15 0	11. 1250	108	93
July .....	2 17 6	. 6500	107	106	(a)	. 0750	(a)	100	11 0 0	10. 8750	96	91
August .....	2 17 6	. 6500	107	106	(a)	. 0750	(a)	100	9 18 0	11. 8750	86	99
September .....	2 17 6	. 6500	107	106	30 0 0	. 0750	102	100	10 10 0	12. 6000	92	105
October .....	2 17 6	. 6500	107	106	29 0 0	. 0750	99	100	10 16 0	13. 3750	94	111
November .....	2 17 6	. 6500	107	106	29 0 0	. 0750	99	100	11 10 0	12. 8750	100	107
December .....	2 17 6	. 6000	107	98	29 0 0	. 0750	99	100	11 10 0	12. 8750	100	107
1914—Year .....	2 17 11	. 5900	108	96	34 15 0	. 0750	118	100	11 17 11	11. 9208	104	99
Quarters—												
First .....	2 10 0	. 5833	93	95	29 0 0	. 0750	99	100	11 19 8	12. 5833	105	105
Second .....	2 10 0	. 5917	93	96	30 0 0	. 0750	102	100	12 2 0	10. 6250	106	88
Third .....	2 11 8	. 6000	96	98	35 0 0	. 0750	119	100	11 12 0	12. 2250	101	102
Fourth .....	4 0 0	. 5850	149	95	45 0 0	(a)	153	b 99	11 18 0	12. 2500	104	102
Months—												
January .....	2 10 0	. 6000	93	98	29 0 0	. 0750	99	100	11 13 0	13. 3750	102	111
February .....	2 10 0	. 5750	93	94	29 0 0	. 0750	99	100	11 18 0	12. 0090	104	100
March .....	2 10 0	. 5750	93	94	29 0 0	. 0750	99	100	12 8 0	13. 3750	108	111
April .....	2 10 0	. 5750	93	94	30 0 0	. 0750	102	100	12 6 0	11. 6250	107	97
May .....	2 10 0	. 6000	93	98	30 0 0	. 0750	102	100	12 3 0	9. 3750	106	78
June .....	2 10 0	. 6000	93	98	30 0 0	. 0750	102	100	11 17 0	10. 8750	103	91
July .....	2 10 0	. 6000	93	98	30 0 0	. 0750	102	100	11 6 0	11. 1250	99	93
August .....	2 10 0	. 6000	93	98	30 0 0	. 0750	102	100	11 12 0	12. 3000	101	102
September .....	2 15 0	. 6000	102	98	45 0 0	(a)	153	b 100	11 18 0	13. 2500	104	110
October .....	4 0 0	. 5850	149	95	45 0 0	(a)	153	b 100	11 13 0	12. 0000	102	100
November .....	4 0 0	. 5850	149	95	45 0 0	(a)	153	b 99	12 0 0	11. 6250	105	97
December .....	4 0 0	. 5850	149	95	45 0 0	(a)	153	b 99	12 1 0	13. 1250	105	109
1915—Year .....	4 12 8. 50	. 5873	172	96	48 16 8	. 0891	166	119	13 2 8	12. 1354	115	101
Quarters—												
First .....	3 16 8	. 5850	143	95	45 6 8	(a)	154	b 97	12 11 4	12. 7083	110	106
Second .....	3 5 0	. 5863	121	95	45 13 4	. 0725	155	97	13 9 0	10. 4583	117	87
Third .....	3 15 10	. 5890	141	96	47 13 4	. 0725	182	97	13 14 4	12. 7083	120	106
Fourth .....	7 13 4	. 5890	285	96	56 13 4	. 1383	193	184	12 16 0	12. 6667	112	105
Months—												
January .....	4 0 0	. 5850	149	95	45 0 0	(a)	153	b 97	12 8 0	12. 3750	108	103
February .....	3 15 0	. 5850	140	95	45 0 0	(a)	153	b 97	12 13 0	12. 8750	110	107
March .....	3 15 0	. 5850	140	95	46 0 0	(a)	156	b 97	12 13 0	12. 8750	110	107
April .....	3 5 0	. 5850	121	95	47 0 0	. 0725	160	97	13 2 0	11. 8750	114	99
May .....	3 5 0	. 5850	121	95	45 0 0	. 0725	153	97	13 10 0	8. 8750	118	74
June .....	3 5 0	. 5890	121	96	45 0 0	. 0725	153	97	13 15 0	10. 6250	120	88
July .....	3 10 0	. 5890	130	96	45 0 0	. 0725	153	97	13 9 0	11. 7500	117	98
August .....	3 17 6	. 5890	144	96	46 0 0	. 0725	156	97	13 17 0	13. 0000	121	108
September .....	4 0 0	. 5890	149	96	52 0 0	. 0725	177	97	13 17 0	13. 3750	121	111
October .....	4 0 0	. 5890	149	96	55 0 0	. 1100	187	147	13 2 0	13. 3750	114	111
November .....	6 10 0	. 5890	242	96	55 0 0	. 1350	187	180	12 19 0	12. 3750	113	103
December .....	12 10 0	. 5890	465	96	60 0 0	. 1700	204	227	12 7 0	12. 2500	108	102

a No notation.

b Interpolated.

WHOLESALE PRICES IN THE UNITED KINGDOM AND THE UNITED STATES, BY MONTHS, QUARTERS, AND YEARS, 1913-1918—Continued.

	Calcium, chloride of.				Casein.				Cattle, store.			
	Actual price.		Relative price.		Actual price.		Relative price.		Actual price.		Relative price.	
	U. K.	U. S.	U. K.	U. S.	U. K.	U. S.	U. K.	U. S.	U. K.	U. S.	U. K.	U. S.
<b>Market...</b>	<b>Manchester</b>	<b>New York.</b>			<b>Manchester</b>	<b>New York.</b>			<b>England and Wales.</b>	<b>New York.</b>		
<b>Unit.....</b>	<b>Ton.....</b>	<b>100 lbs.</b>			<b>Ton.....</b>	<b>Pound.....</b>			<b>Head.....</b>	<b>100 lbs.</b>		
<b>Base price.</b>	<b>£ s. d.</b>	<b>Dolls.</b>			<b>£ s. d.</b>	<b>Dolls.</b>			<b>£ s. d.</b>	<b>Dolls.</b>		
	2 13 9	0.6146			29 8 0	0.0750			11 9 1	12.0083		
1916—Year....	10 7 6	.8828	386	144	69 11 8	.1925	237	257	14 9 2	12.4375	126	104
Quarters—												
First.....	13 0 0	.5890	484	96	60 0 0	.1700	204	227	13 3 8	12.3333	115	103
Second....	12 10 0	.5890	465	96	68 6 8	.2500	232	333	14 15 0	10.7917	129	90
Third.....	8 16 8	1.0830	329	176	75 0 0	.1800	255	240	14 10 8	13.2500	127	110
Fourth....	7 3 4	1.2700	267	207	75 0 0	.1700	255	227	15 7 4	13.3750	134	111
Months—												
January...	13 0 0	.5890	484	96	60 0 0	.1700	204	227	12 15 0	12.3750	111	103
February..	13 0 0	.5890	484	96	60 0 0	.1700	204	227	13 6 0	12.0000	116	100
March.....	13 0 0	.5890	484	96	60 0 0	.1700	204	227	13 10 0	12.6250	118	105
April.....	13 0 0	.5890	484	96	65 0 0	.2500	221	333	13 19 0	10.5000	122	87
May.....	12 0 0	.5890	484	96	65 0 0	.2500	221	333	15 1 0	9.7500	131	81
June.....	11 10 0	.5890	428	96	75 0 0	.2500	255	333	15 5 0	12.1250	133	101
July.....	11 0 0	.5890	409	96	75 0 0	.1800	255	240	14 8 0	12.7500	126	106
August....	7 15 0	1.3300	288	216	75 0 0	.1800	255	240	14 11 0	13.3750	127	111
September.	7 15 0	1.3300	288	216	75 0 0	.1800	255	240	14 13 0	13.6250	128	113
October...	6 10 0	1.3300	242	216	75 0 0	.1700	255	227	15 5 0	13.8750	133	116
November.	7 10 0	1.3300	279	216	75 0 0	.1700	255	227	15 8 0	12.3750	134	103
December.	7 10 0	1.1500	279	187	75 0 0	.1700	255	227	15 9 0	13.8750	135	116
1917—Year....	7 11 8	1.4042	282	228	81 5 0	.1983	276	264	16 14 3	15.6354	146	130
Quarters—												
First.....	7 10 0	1.2667	279	206	75 0 0	.1667	255	222	16 6 4	15.0000	142	125
Second....	7 10 0	1.5000	279	244	75 0 0	.1900	255	253	17 4 4	15.0417	150	125
Third.....	7 11 8	1.5000	282	244	83 6 8	.2200	283	293	16 5 4	16.2083	142	135
Fourth....	7 15 0	1.3500	288	220	91 13 4	.2167	312	289	17 1 0	16.2917	149	136
Months—												
January...	7 10 0	1.1500	279	187	75 0 0	.1700	255	227	15 14 0	15.7500	137	131
February..	7 10 0	1.1500	279	187	75 0 0	.1600	255	213	16 5 0	15.8750	142	132
March.....	7 10 0	1.5000	279	244	75 0 0	.1700	255	227	17 0 0	13.3750	148	111
April.....	7 10 0	1.5000	279	244	75 0 0	.1900	255	253	16 18 0	16.3750	148	136
May.....	7 10 0	1.5000	279	244	75 0 0	.1900	255	253	16 16 0	13.7500	147	115
June.....	7 10 0	1.5000	279	244	75 0 0	.1900	255	253	17 19 0	15.0000	157	125
July.....	7 10 0	1.5000	279	244	75 0 0	.2200	255	293	16 15 0	15.8750	146	132
August....	7 10 0	1.5000	279	244	85 0 0	.2200	289	293	15 18 0	15.8750	139	132
September.	7 15 0	1.5000	288	244	90 0 0	.2200	306	293	16 3 0	16.8750	141	141
October...	7 15 0	1.5000	288	244	90 0 0	.2200	306	293	16 12 0	16.8750	145	141
November.	7 15 0	1.5000	288	244	90 0 0	.2200	306	293	17 0 0	16.1250	148	134
December.	7 15 0	1.0500	288	171	95 0 0	.2100	323	280	17 11 0	15.8750	153	132
1918—Year....	9 17 1	1.0933	370	178	115 8 4	.1754	393	234	17 12 2	18.8646	154	157
Quarters—												
First.....	8 15 0	1.0731	326	175	96 13 4	.1800	329	240	17 11 4	18.1667	153	151
Second....	10 0 0	1.1000	372	179	106 13 4	.1567	363	209	18 5 4	17.5417	159	146
Third.....	10 6 8	1.1000	384	179	128 6 8	.1650	436	220	17 11 8	19.2083	153	160
Fourth....	10 6 8	1.1000	384	179	130 0 0	.2000	442	267	17 0 4	20.5417	149	171
Months—												
January...	7 15 0	1.0500	288	171	95 0 0	.1800	323	240	17 9 0	17.3750	152	145
February..	9 0 0	1.0625	335	173	100 0 0	.1800	340	240	17 12 0	18.8750	154	157
March.....	9 10 0	1.1000	353	179	95 0 0	.1800	323	240	17 13 0	18.2500	154	152
April.....	10 0 0	1.1000	372	179	100 0 0	.1800	340	240	18 4 0	20.8750	159	174
May.....	10 0 0	1.1000	372	179	100 0 0	.1450	340	193	18 4 0	15.6250	159	130
June.....	10 0 0	1.1000	372	179	120 0 0	.1450	408	193	18 8 0	16.1250	161	134
July.....	10 0 0	1.1000	372	179	125 0 0	.1450	425	193	17 5 0	18.3750	151	153
August....	10 10 0	1.1000	391	179	130 0 0	.1750	442	233	17 10 0	18.3750	153	153
September.	10 10 0	1.1000	391	179	130 0 0	.1750	442	233	18 0 0	20.8750	157	174
October...	10 10 0	1.1000	391	179	130 0 0	.2000	442	267	17 8 0	20.8750	152	174
November.	10 10 0	1.1000	391	179	130 0 0	.2000	442	267	16 15 0	19.8750	146	166
December.	10 10 0	1.1000	372	179	130 0 0	.2000	442	267	16 18 0	20.8750	148	174

## WHOLESALE PRICES IN THE UNITED KINGDOM AND THE UNITED STATES, BY MONTHS, QUARTERS, AND YEARS, 1913-1918—Continued.

Market Unit Base price	Cement, Portland.				Cheese.				Coal, anthracite.			
	Actual price.		Relative price.		Actual price.		Relative price.		Actual price.		Relative price.	
	U. K.	U. S.	U. K.	U. S.	U. K.	U. S.	U. K.	U. S.	U. K.	U. S.	U. K.	U. S.
1913—Year	London	New York			Bristol	Chi-ago			Swansea	New York		
Quarters—	Ton	Bbl. a			Cwt	Pound			Ton	Ton		
First	£ s. d.	Doll.			£ s. d.	Doll.			£ s. d.	Doll.		
Second	38 10 0	1.5800	100	100	3 7 11.50	0.1466			1 1 9.25	5.0613		
Third												
Fourth												
Months—												
January	(c)	1.5800	(c)	100	3 5 0	.1418	96	97	1 2 5.25	5.0636	103	100
February	(c)	1.5800	(c)	100	3 5 0	.1550	96	106	1 3 10	5.1985	109	103
March	(c)	1.5800	(c)	100	3 3 2	.1327	93	91	1 2 6	4.7890	103	95
April	(c)	1.5800	(c)	100	3 5 8	.1351	97	92	1 1 5	5.0674	98	100
May	(c)	1.5800	(c)	100	3 6 6	.1440	98	98	1 2 0	5.1996	101	103
June	(c)	1.5800	(c)	100	3 5 0	.1575	96	107	1 5 0	5.1954	115	103
July	(c)	1.5800	(c)	100	3 5 0	.1625	96	111	1 3 6	5.2000	103	103
August	(c)	1.5800	(c)	100	3 5 0	.1450	96	99	1 3 0	5.2000	106	103
September	(c)	1.5800	(c)	100	3 4 6	.1308	95	89	1 3 0	4.6974	106	93
October	38 10 0	1.5800	100	100	3 2 6	.1281	92	87	1 2 6	4.7897	103	95
November	38 10 0	1.5800	100	100	3 2 6	.1395	92	95	1 2 0	4.8799	101	96
December	38 10 0	1.5800	100	100	3 5 0	.1325	96	90	1 1 3	4.9539	98	98
1914—Year												
Quarters—												
First	38 10 0	1.5800	100	100	3 5 0	.1322	96	90	1 1 0	5.0842	96	100
Second	38 10 0	1.5800	100	100	3 7 0	.1405	99	96	1 2 0	5.1640	101	102
Third	38 10 0	1.5800	100	100	3 6 0	.1463	97	100	1 2 0	5.1976	101	103
Fourth	38 10 0	1.5800	100	100	3 5 6	.1406	96	96	1 2 0	5.2011	101	103
Months—												
January	38 10 0	1.5800	100	100	3 8 0	.1450	100	99	1 2 0	5.2000	101	103
February	38 10 0	1.5800	100	100	3 12 0	.1438	106	98	1 1 6.50	5.0592	99	100
March	38 10 0	1.5800	100	100	3 9 10	.1629	103	111	1 2 8	5.1974	104	103
April	38 10 0	1.5800	100	100	3 9 10	.1446	103	99	1 1 0	4.7809	96	94
May	38 10 0	1.5800	100	100	3 11 2	.1358	105	93	1 0 6	5.0643	94	100
June	38 10 0	1.5800	100	100	3 17 2	.1326	114	90	1 2 0	5.1942	101	103
July	38 10 0	1.5800	100	100	3 9 0	.1638	102	112	1 3 0	5.2000	106	103
August	38 10 0	1.5800	100	100	3 10 0	.1644	103	112	1 3 0	5.2000	106	103
September	38 10 0	1.5800	100	100	3 10 6	.1605	104	109	1 2 0	5.1922	101	103
October	38 10 0	1.5800	100	100	3 10 6	.1525	104	104	1 1 0	4.6988	96	93
November	38 10 0	1.5800	100	100	3 9 6	.1438	102	98	1 1 0	4.7843	96	95
December	38 10 0	1.5800	100	100	3 9 6	.1375	102	94	1 1 0	4.8596	96	96
1915—Year												
Quarters—												
First	38 10 0	1.5800	100	100	3 5 0	.1338	96	91	1 0 6	4.9911	94	99
Second	38 10 0	1.5800	100	100	3 13 0	.1405	107	96	1 0 6	5.0416	94	100
Third	38 10 0	1.5800	100	100	3 15 6	.1331	111	91	1 0 6	5.1601	94	102
Fourth	38 10 0	1.5800	100	100	3 16 0	.1288	112	88	1 0 6	5.1869	94	103
Months—												
January	38 10 0	1.5800	100	100	3 16 0	.1315	112	90	1 3 0	5.2000	106	103
February	38 10 0	1.5800	100	100	3 19 6	.1375	117	94	1 2 6	5.1958	103	103
March	38 10 0	1.5800	100	100	4 8 8	.1423	130	97	1 6 7.50	5.0464	122	100
April	38 10 0	1.5333	100	97	4 8 8	.1461	130	100	1 2 10	5.1880	105	103
May	38 10 0	1.3792	100	87	4 16 10	.1420	142	97	1 1 8	4.7566	100	94
June	38 10 0	1.3658	100	86	4 1 2	.1335	119	91	1 7 0	5.0475	124	100
July	38 10 0	1.5317	100	97	4 7 6	.1489	129	102	1 15 0	5.1936	161	103
August	38 10 0	1.5800	100	100	4 2 6	.1422	121	97	1 3 6	5.1901	108	103
September	38 10 0	1.5800	100	100	4 9 6	.1504	132	103	1 3 0	5.2000	106	103
October	38 10 0	1.4400	100	91	4 14 0	.1458	138	99	1 2 0	5.1738	101	102
November	38 10 0	1.4000	100	89	4 18 0	.1417	144	97	1 1 0	4.6979	96	93
December	38 10 0	1.4000	100	89	4 18 0	.1468	144	100	1 2 0	4.7496	101	94
1916—Year												
Quarters—												
First	38 10 0	1.3375	100	85	4 14 6	.1375	139	94	1 2 0	4.8222	101	95
Second	38 10 0	1.3375	100	85	4 6 6	.1416	127	97	1 3 0	4.9265	106	97
Third	38 10 0	1.3375	100	85	3 18 0	.1270	115	87	1 5 0	5.0590	115	100
Fourth	38 10 0	1.4225	100	90	3 19 0	.1319	116	90	1 13 0	5.1569	152	102
Months—												
January	38 10 0	1.4225	100	90	4 2 0	.1360	121	93	1 14 6	5.1947	158	103
February	38 10 0	1.4225	100	90	4 7 6	.1463	129	100	1 16 0	5.1964	165	103
March	38 10 0	1.7500	100	111	4 13 0	.1644	137	112	1 14 6	5.1896	158	103

a Barrel of 400 pounds gross in 1913; 380 pounds net in 1914-1918.

b Base price 9 months, Oct. 1, 1913-July 1, 1914.

c No quotation.



WHOLESALE PRICES IN THE UNITED KINGDOM AND THE UNITED STATES, BY MONTHS, QUARTERS, AND YEARS, 1913-1918—Continued.

	Cement, Portland.				Cheese.				Coal, anthracite.			
	Actual price.		Relative price.		Actual price.		Relative price.		Actual price.		Relative price.	
	U. K.	U. S.	U. K.	U. S.	U. K.	U. S.	U. K.	U. S.	U. K.	U. S.	U. K.	U. S.
Market	London	New York			Bristol	Chi-			Swansea	New		
Unit	Ton	Bbl.s			Cwt	cago			Ton	York		
						Pound				Ton		
Base price.	£ s. d. 38 10 0	Dolls. 1.5800			£ s. d. 3 7 11.50	Dolls. 0.1466			£ s. d. 1 1 9.25	Dolls. 5.0613		
1916—Year	42 9 2	1.6888	110	107	5 7 3	.1744	158	119	1 9 1.50	5.2906	134	105
Quarters—												
First	38 10 0	1.6700	100	106	5 0 8	.1707	148	116	1 7 2	5.2759	125	107
Second	38 10 0	1.6700	100	106	5 8 2	.1541	159	105	1 8 0	5.1470	129	104
Third	44 16 8	1.6700	116	106	4 19 2	.1592	146	109	1 11 6	5.3046	145	102
Fourth	48 0 0	1.7450	125	110	6 1 0	.2175	178	148	1 9 10	5.4349	137	105
Months—												
January	38 10 0	1.6700	100	106	4 17 6	.1708	143	117	1 13 6	5.2726	154	104
February	38 10 0	1.6700	100	106	5 1 6	.1750	149	119	1 6 6	5.2770	122	104
March	38 10 0	1.6700	100	106	5 3 0	.1663	152	113	1 1 6	5.2780	99	104
April	38 10 0	1.6700	100	106	5 7 6	.1625	158	111	1 0 6	5.2949	94	105
May	38 10 0	1.6700	100	106	5 14 0	.1550	168	106	1 9 0	5.0380	133	100
June	38 10 0	1.6700	100	106	5 3 0	.1447	152	99	1 14 6	5.1082	158	101
July	38 10 0	1.6700	100	106	4 13 0	.1448	137	99	1 12 6	5.2092	149	103
August	48 0 0	1.6700	125	106	4 17 6	.1516	143	103	1 10 0	5.3057	138	105
September	48 0 0	1.6700	125	106	5 7 0	.1813	157	124	1 12 0	5.3990	147	107
October	48 0 0	1.6700	125	106	5 12 6	.1891	166	129	1 12 0	5.4210	147	107
November	48 0 0	1.6700	125	106	6 0 0	.2334	177	159	1 10 0	5.4338	138	107
December	48 0 0	1.8950	125	120	6 10 6	.2300	192	157	1 7 6	5.4500	126	108
1917—Year	48 0 0	2.0942	125	133	7 4 4.50	.2269	212	155	1 7 8	5.6218	127	111
Quarters—												
First	48 0 0	1.9867	125	136	7 14 6	.2248	227	153	1 5 4	5.4338	116	107
Second	48 0 0	2.1500	125	136	8 2 0	.2311	238	158	1 5 4	5.2943	116	105
Third	48 0 0	2.1200	125	134	6 10 6	.2218	192	151	1 10 0	5.7580	138	114
Fourth	48 0 0	2.1200	125	134	6 10 6	.2302	192	157	1 10 0	6.0000	138	119
Months—												
January	48 0 0	1.9200	125	122	7 0 0	.2183	206	149	1 7 0	5.4345	124	107
February	48 0 0	2.0200	125	128	7 18 6	.2150	233	147	1 4 6	5.4388	113	107
March	48 0 0	2.0200	125	128	8 5 0	.2393	243	163	1 4 6	5.4281	113	107
April	48 0 0	2.1500	125	136	8 2 0	.2310	238	158	1 5 6	4.9226	117	97
May	48 0 0	2.1500	125	136	8 2 0	.2385	238	163	1 5 6	5.4242	111	97
June	48 0 0	2.1500	125	136	8 2 0	.2238	238	153	1 5 0	5.5334	115	107
July	48 0 0	2.1200	125	134	6 10 6	.2110	192	144	1 10 0	5.6350	138	111
August	48 0 0	2.1200	125	134	6 10 6	.2185	192	149	1 10 0	5.7420	138	113
September	48 0 0	2.1200	125	134	6 10 6	.2388	192	163	1 10 0	5.8970	138	117
October	48 0 0	2.1200	125	134	6 10 6	.2373	192	162	1 10 0	5.8981	138	117
November	48 0 0	2.1200	125	134	6 10 6	.2288	192	156	1 10 0	5.8959	138	117
December	48 0 0	2.1200	125	134	6 10 6	.2288	192	156	1 10 0	6.2118	138	123
1918—Year	48 0 0	2.6465	125	167	7 4 9.50	.2659	213	181	1 13 1.50	6.5089	152	129
Quarters—												
First	48 0 0	2.1475	125	136	6 10 6	.2429	192	166	1 10 0	6.2394	138	123
Second	48 0 0	2.5077	125	159	6 10 6	.2152	192	147	1 10 0	6.0446	138	119
Third	48 0 0	2.6923	125	170	7 14 8	.2529	228	173	1 15 6	6.4440	163	127
Fourth	48 0 0	3.2000	125	203	8 3 6	.3403	241	232	1 17 0	7.3078	170	144
Months—												
January	48 0 0	2.1425	125	136	6 10 6	.2341	192	160	1 10 0	6.2500	138	124
February	48 0 0	2.1500	125	136	6 10 6	.2575	192	176	1 10 0	6.2500	138	124
March	48 0 0	2.1500	125	136	6 10 6	.2383	192	163	1 10 0	6.2181	138	123
April	48 0 0	2.3500	125	149	6 10 6	.2125	192	145	1 10 0	6.0172	138	119
May	48 0 0	2.5660	125	162	6 10 6	.2128	192	145	1 10 0	6.0500	138	120
June	48 0 0	2.5925	125	164	6 10 6	.2197	192	150	1 10 0	6.0666	138	120
July	48 0 0	2.6000	125	165	6 17 0	.2294	202	156	1 12 6	6.3319	149	125
August	48 0 0	2.6000	125	165	8 3 6	.2460	241	168	1 17 0	6.3500	170	125
September	48 0 0	2.9000	125	184	8 3 6	.2785	241	190	1 17 0	6.6500	170	131
October	48 0 0	3.2000	125	203	8 3 6	.3385	241	231	1 17 0	6.6500	170	131
November	48 0 0	3.2000	125	203	8 3 6	.3325	241	227	1 17 0	7.5733	170	150
December	48 0 0	3.2000	125	203	8 3 6	.3495	241	238	1 17 0	7.7000	170	152

a Barrel of 400 pounds gross in 1913; 380 pounds net in 1914-1918.

b Maximum price set

## WHOLESALE PRICES IN THE UNITED KINGDOM AND THE UNITED STATES, BY MONTHS, QUARTERS, AND YEARS, 1913-1918—Continued.

	Coal, bituminous, first series.				Coal, bituminous, second series.				Coal, semibituminous.			
	Actual price.		Relative price.		Actual price.		Relative price.		Actual price.		Relative price.	
	U. K.	U. S.	U. K.	U. S.	U. K.	U. S.	U. K.	U. S.	U. K.	U. S.	U. K.	U. S.
Market...	Manchester	Pitts-burgh.			Manchester	Columbus, Detroit.			Cardiff.	Norfolk.		
Unit.....	Ton.....	Net ton			Ton.....	Net ton			Ton.....	Long ton.		
Base price.	£ s. d. 0 17 8.50	Dolls. 1.2600			£ s. d. 0 12 1.75	Dolls. 1.1900			£ s. d. 0 10 11.13	Dolls. 3.0000		
1913—Year....	0 17 7	1.2700	99	101	0 11 10.25	1.2200	98	103	0 12 8.63	3.0000	116	100
Quarters—												
First.....	0 17 6	1.2800	99	102	0 11 8	1.2600	96	106	0 15 3.50	3.0000	140	100
Second.....	0 17 6	1.2400	99	98	0 11 9	1.1300	97	95	0 14 3	3.0000	130	100
Third.....	0 17 6	1.2400	99	98	0 12 0	1.1900	99	100	0 10 6.50	3.0000	96	100
Fourth.....	0 17 10	1.3200	101	105	0 12 0	1.3000	99	109	0 10 9.50	3.0000	99	100
Months—												
January....	0 17 6	1.3200	99	105	0 11 6	1.3900	95	117	0 15 3	3.0000	140	100
February...	0 17 6	1.2600	99	100	0 11 9	1.2400	97	104	0 14 10.50	3.0000	136	100
March.....	0 17 6	1.2600	99	100	0 11 9	1.1400	97	96	0 15 9	3.0000	144	100
April.....	0 17 6	1.2400	99	98	0 11 9	1.1600	97	97	0 15 9	3.0000	144	100
May.....	0 17 6	1.2700	99	101	0 11 9	1.1400	97	96	0 14 9	3.0000	135	100
June.....	0 17 6	1.2100	99	96	0 11 9	1.1000	97	92	0 12 3	3.0000	112	100
July.....	0 17 6	1.2200	99	97	0 12 0	1.1400	99	96	0 10 4.50	3.0000	95	100
August.....	0 17 6	1.2700	99	101	0 12 0	1.2000	99	101	0 10 9	3.0000	98	100
September...	0 17 6	1.2400	99	98	0 12 0	1.2300	99	103	0 10 6	3.0000	96	100
October....	0 18 0	1.3600	102	108	0 12 0	1.2500	99	105	0 10 3	3.0000	94	100
November...	0 17 6	1.3600	99	108	0 12 0	1.4100	99	118	0 10 10.50	3.0000	100	100
December..	0 18 0	1.2300	102	98	0 12 0	1.2500	99	105	0 11 3	3.0000	103	100
1914—Year....	0 17 7.50	1.1700	100	93	0 12 0.50	1.1200	99	94	0 10 3.13	3.0000	94	100
Quarters—												
First.....	0 18 0	1.2400	102	98	0 12 0	1.1300	99	95	0 11 2	3.0000	102	100
Second.....	0 17 6	1.2200	99	97	0 12 7	1.1500	104	97	0 11 2.50	3.0000	103	100
Third.....	0 17 8	1.1200	100	89	0 11 11	1.1200	98	94	0 9 9.50	3.0000	90	100
Fourth.....	0 17 4	1.0900	98	87	0 11 8	1.0900	96	92	0 8 10.50	3.0000	81	100
Months—												
January....	0 18 0	1.2500	102	99	0 12 0	1.1800	99	99	0 11 1.50	3.0000	102	100
February...	0 18 0	1.2400	102	98	0 12 0	1.0800	99	91	0 11 4.50	3.0000	104	100
March.....	0 18 0	1.2400	102	98	0 12 0	1.1400	99	96	0 11 0	3.0000	101	100
April.....	0 18 6	1.2200	104	97	0 13 0	1.1400	107	96	0 11 6	3.0000	105	100
May.....	0 17 0	1.2400	96	98	0 12 6	1.1400	103	96	0 11 0	3.0000	101	100
June.....	0 17 0	1.1900	96	94	0 12 3	1.1600	101	97	0 11 1.50	3.0000	102	100
July.....	0 17 6	1.1900	99	94	0 12 0	1.1400	99	96	0 10 10.50	3.0000	100	100
August.....	0 17 6	1.1600	99	92	0 12 0	1.1200	99	94	0 10 9	3.0000	98	100
September...	0 18 0	1.0000	102	79	0 11 9	1.1100	97	93	0 7 9	3.0000	71	100
October....	0 17 6	1.0500	99	83	0 11 9	1.1000	97	92	0 8 3	3.0000	76	100
November...	0 17 3	1.1400	97	90	0 11 9	1.0700	97	90	0 7 9	3.0000	71	100
December..	0 17 3	1.0900	97	87	0 11 6	1.1000	95	92	0 10 7.50	3.0000	97	100
1915—Year....	1 0 7.25	1.0400	116	83	0 16 1.50	1.1000	133	92	0 17 6.75	2.8500	161	95
Quarters—												
First.....	0 18 6	1.1100	104	88	0 14 0	1.0900	115	92	0 16 0	2.8500	146	95
Second.....	0 0 5	.9900	115	79	0 16 4	1.0700	134	90	1 1 9	2.8500	199	95
Third.....	0 1 8	.9400	122	75	0 17 0	1.0800	140	91	1 0 4	2.8500	186	95
Fourth.....	1 1 10	1.1000	123	87	0 17 2	1.1600	141	97	1 12 2	2.8500	111	95
Months—												
January....	0 17 6	1.1200	99	89	0 12 6	1.1200	103	94	0 13 3	2.8500	121	95
February...	0 18 6	1.1300	104	90	0 13 3	1.0900	109	92	0 15 3	2.8500	140	95
March.....	0 19 6	1.0900	110	87	0 16 3	1.0600	134	89	0 19 6	2.8500	178	95
April.....	0 19 6	1.0500	110	83	0 16 6	1.0700	136	90	1 1 9	2.8500	199	95
May.....	0 19 9	.9800	112	78	0 16 3	1.0700	134	90	1 1 3	2.8500	194	95
June.....	1 2 0	.9500	124	75	0 16 3	1.0800	134	91	1 2 3	2.8500	204	95
July.....	1 2 0	.9300	124	74	0 17 0	1.0900	140	92	0 19 6	2.8500	178	95
August.....	1 2 0	.9400	124	75	0 17 0	1.0700	140	90	1 3 0	2.8500	210	95
September...	1 1 0	.9600	119	76	0 17 0	1.0800	140	91	0 18 6	2.8500	169	95
October....	1 1 6	.9900	121	79	0 17 0	1.1100	140	93	0 14 0	2.8500	128	95
November...	1 2 0	1.1200	124	89	0 17 0	1.1700	140	98	0 10 6	2.8500	96	95
December..	1 2 0	1.1800	124	94	0 17 6	1.2000	144	101	0 12 0	2.8500	110	95

WHOLESALE PRICES IN THE UNITED KINGDOM AND THE UNITED STATES, BY MONTHS, QUARTERS, AND YEARS, 1913-1918—Continued.

	Coal, bituminous, first series.				Coal, bituminous, second series.				Coal, semibituminous.			
	Actual price.		Relative price.		Actual price.		Relative price.		Actual price.		Relative price.	
	U. K.	U. S.	U. K.	U. S.	U. K.	U. S.	U. K.	U. S.	U. K.	U. S.	U. K.	U. S.
Market...	Manchester	Pittsburgh.	.....	.....	Manchester	Columbus, Detroit.	.....	.....	Cardiff...	North- Iolk.	.....	.....
Unit.....	Ton.....	Net ton	.....	.....	Ton.....	Net ton	.....	.....	Ton.....	Long ton.	.....	.....
Base price.	£ s. d. 0 17 8.50	Dolls. 1.2600	.....	.....	£ s. d. 0 12 1.75	Dolls. 1.1900	.....	.....	£ s. d. 0 10 11.75	Dolls. 3.0000	.....	.....
1916—Year....	1 2 3.75	2.0700	126	164	0 19 25	1.8800	158	158	1 4 11.50	3.7292	228	124
Quarters—												
First.....	1 2 0	1.4300	124	113	0 17 10	1.2300	147	103	0 17 7	3.0000	161	100
Second.....	1 2 3	1.4100	126	112	0 19 6	1.2200	161	103	1 9 1	3.0000	266	100
Third.....	1 2 6	1.4100	127	112	0 19 9	1.3000	163	109	1 9 2	3.4167	267	114
Fourth.....	1 2 6	4.0200	127	319	0 19 9	3.7500	163	315	1 4 0	5.5000	220	183
Months—												
January...	1 2 0	1.5800	124	125	0 17 6	1.2300	144	103	0 16 3	3.0000	149	100
February...	1 2 0	1.4400	124	114	0 17 9	1.2500	146	105	0 19 3	3.0000	176	100
March.....	1 2 0	1.2700	124	101	0 18 3	1.2000	150	101	0 17 3	3.0000	158	100
April.....	1 1 9	1.2300	123	98	0 19 0	1.1900	156	100	1 2 3	3.0000	204	100
May.....	1 2 6	1.2800	127	102	0 19 9	1.2400	163	104	1 11 6	3.0000	288	100
June.....	1 2 6	1.7200	127	137	0 19 9	1.2400	163	104	1 13 6	3.0000	307	100
July.....	1 2 6	1.3400	127	106	0 19 9	1.2200	163	103	1 9 6	3.0000	270	100
August.....	1 2 6	1.3500	127	107	0 19 9	1.2100	163	102	1 7 6	3.2500	252	108
September...	1 2 6	1.5300	127	121	0 19 9	1.4600	163	123	1 10 6	4.0000	279	133
October.....	1 2 6	2.5600	127	203	0 19 9	2.5200	163	212	1 9 6	4.5000	270	150
November.....	1 2 6	4.9200	127	390	0 19 9	4.7400	163	398	1 3 6	6.0000	215	200
December.	1 2 6	4.5900	127	364	0 19 9	4.0000	163	336	0 19 0	6.0000	174	200
1917—Year....	1 2 11	3.5800	129	284	1 0 2	3.3000	166	277	0 19 8	5.4323	180	181
Quarters—												
First.....	1 2 6	4.7900	127	380	0 19 9	4.3000	163	361	0 17 4	6.3333	159	211
Second.....	1 2 6	4.3600	127	346	0 19 9	3.7500	163	318	0 17 4	6.8333	159	228
Third.....	1 2 6	2.8400	127	225	0 19 9	2.7400	163	230	1 2 6	4.3187	206	144
Fourth.....	1 4 2	2.3100	136	183	1 1 5	2.3700	176	199	1 1 6	4.2440	197	141
Months—												
January...	1 2 6	4.6800	127	371	0 19 9	4.4800	163	376	0 19 6	6.0000	178	200
February...	1 2 6	5.2100	127	413	0 19 9	4.7000	163	395	0 17 0	6.5000	156	217
March.....	1 2 6	4.4900	127	356	0 19 9	3.7100	163	312	0 15 6	6.5000	142	217
April.....	1 2 6	3.5100	127	279	0 19 9	2.8200	163	237	0 15 6	6.5000	142	217
May.....	1 2 6	4.6100	127	366	0 19 9	4.2000	163	353	0 19 0	7.0000	174	233
June.....	1 2 6	4.9700	127	394	0 19 9	4.3200	163	363	0 17 6	7.0000	160	233
July.....	1 2 6	3.2500	127	258	0 19 9	3.0800	163	259	1 3 0	5.1400	210	171
August.....	1 2 6	3.2500	127	258	0 19 9	3.0800	163	259	1 3 0	3.9080	210	130
September...	1 2 6	2.0100	127	160	0 19 9	2.0700	163	174	1 1 6	3.9080	197	130
October.....	1 2 6	2.0100	127	160	0 19 9	2.0700	163	174	1 1 6	3.9080	197	130
November.....	1 5 0	2.4600	141	195	1 2 3	2.5200	183	212	1 1 6	4.4120	197	147
December.	1 5 0	2.4600	141	195	1 2 3	2.5200	183	212	1 1 6	4.4120	197	147
1918—Year....	1 6 10.50	2.4000	152	190	1 2 8.25	2.5400	187	213	1 5 8	4.4769	235	149
Quarters—												
First.....	1 5 0	2.4600	141	195	1 1 3	2.5200	175	212	1 2 4	4.4120	204	147
Second.....	1 5 0	2.4300	141	193	1 0 3	2.4900	167	209	1 4 0	4.2317	220	141
Third.....	1 8 6	2.3600	161	187	1 4 3	2.6000	200	218	1 7 10	4.6320	255	154
Fourth.....	1 9 0	2.3600	164	187	1 5 0	2.5700	206	216	1 8 6	4.6320	261	154
Months—												
January...	1 5 0	2.4600	141	195	1 2 3	2.5200	183	212	1 1 6	4.4120	197	147
February...	1 5 0	2.4600	141	195	1 1 3	2.5200	175	212	1 1 6	4.4120	197	147
March.....	1 5 0	2.4600	141	195	1 0 3	2.5200	167	212	1 4 0	4.4120	220	147
April.....	1 5 0	2.4600	141	195	1 0 3	2.5200	167	212	1 4 0	4.2440	220	141
May.....	1 5 0	2.4600	141	195	1 0 3	2.5200	167	212	1 4 0	4.2187	220	141
June.....	1 5 0	2.3600	141	187	1 0 3	2.4200	167	203	1 4 0	4.2320	220	141
July.....	1 7 6	2.3600	155	187	1 2 9	2.6200	187	220	1 6 6	4.6320	243	154
August.....	1 9 0	2.3600	164	187	1 5 0	2.6200	206	220	1 8 6	4.6320	261	154
September...	1 9 0	2.3600	164	187	1 5 0	2.5700	206	216	1 8 6	4.6320	261	154
October.....	1 9 0	2.3600	164	187	1 5 0	2.5700	206	216	1 8 6	4.6320	261	154
November.....	1 9 0	2.3600	164	187	1 5 0	2.5700	206	216	1 8 6	4.6320	261	154
December.	1 9 0	2.3600	164	187	1 5 0	2.5700	206	216	1 8 6	4.6320	261	154

WHOLESALE PRICES IN THE UNITED KINGDOM AND THE UNITED STATES, BY MONTHS, QUARTERS, AND YEARS, 1913-1918—Continued.

Market... Unit..... Base price.	Cocoa, Grenada.				Coffee.				Coke.			
	Actual price.		Relative price.		Actual price.		Relative price.		Actual price.		Relative price.	
	U. K.	U. S.	U. K.	U. S.	U. K.	U. S.	U. K.	U. S.	U. K.	U. S.	U. K.	U. S.
1913—Year	London.....	New York.....	London.....	New York.....	At works..	At oven						
Quarters—	Cwt.....	Pound	Cwt.....	Pound	Ton.....	Ton.....						
First.....	£ s. d.	Dolls.	£ s. d.	Dolls.	£ s. d.	Dolls.						
Second.....	3 3 11	0.1328	4 4 10.25	0.0949	0 19 4.75	2.6200						
Third.....	3 8 2.25	.1424	107 107	4 6 1.75	.1113	102 117	1 3 3.25	3.0300	120	116		
Fourth.....	3 8 2	.1467	107 110	4 10 10	.1331	107 140	1 6 5	3.5167	136	134		
Months—	3 7 6	.1417	106 107	4 5 9	.1146	101 121	1 6 4	3.0167	136	115		
January.....	3 9 8	.1417	109 107	4 1 8	.0954	96 101	1 0 10	2.9333	107	112		
February.....	3 7 5	.1396	105 105	4 6 4	.1019	102 107	0 19 6	2.6667	101	102		
March.....	3 5 6	.1438	102 108	4 13 3	.1394	110 147	1 5 3	4.3000	130	164		
April.....	3 8 0	.1438	106 108	4 13 3	.1350	110 142	1 7 0	3.1000	139	118		
May.....	3 11 0	.1525	111 115	4 6 0	.1250	101 132	1 7 0	3.1500	139	120		
June.....	3 7 0	.1425	105 107	4 7 9	.1194	103 126	1 7 0	3.1500	139	120		
July.....	3 5 0	.1413	102 106	4 5 3	.1138	100 120	1 6 0	3.0000	134	115		
August.....	3 10 6	.1413	110 106	4 4 3	.1106	99 117	1 6 0	2.9000	134	111		
September.....	3 12 3	.1425	113 107	4 19 6	.0981	94 103	1 2 0	2.9000	113	111		
October.....	3 8 0	.1413	106 106	4 1 6	.0956	96 101	1 1 0	3.0000	108	115		
November.....	3 8 9	.1413	108 106	4 4 0	.0925	99 87	0 19 6	2.9000	101	111		
December.....	3 7 9	.1413	106 106	4 6 0	.1025	101 108	1 0 0	2.7500	103	105		
1914—Year	3 8 0	.1413	106 106	4 7 0	.1075	103 113	0 19 3	2.6500	99	101		
Quarters—	3 6 6	.1363	104 103	4 6 0	.0956	101 101	0 19 3	2.6000	99	99		
First.....	2 17 10	.1183	90 89	4 4 3.75	.0816	99 86	0 18 4.75	2.3200	95	89		
Second.....	3 1 11	.1309	97 99	4 6 10	.0929	102 98	0 19 3	2.4700	99	94		
Third.....	2 16 8	.1188	89 89	4 4 7	.0894	100 94	0 18 0	2.4100	93	92		
Fourth.....	2 14 11	.1129	86 85	4 6 6	.0798	102 84	0 18 4	2.2833	95	87		
Months—	2 17 10	.1069	90 81	3 19 4	.0642	94 68	0 18 0	2.1167	93	81		
January.....	3 1 0	.1363	95 103	4 7 3	.0913	103 96	0 19 3	2.4800	99	95		
February.....	3 1 0	.1288	95 97	4 9 6	.0950	106 100	0 19 3	2.4700	99	94		
March.....	3 3 9	.1275	100 96	4 3 9	.0925	99 97	0 19 3	2.4600	99	94		
April.....	2 18 0	.1238	91 93	4 6 0	.0894	101 94	0 18 0	2.4300	93	93		
May.....	2 15 9	.1188	87 89	4 3 6	.0875	98 92	0 18 0	2.4000	93	92		
June.....	2 16 3	.1138	88 86	4 4 3	.0913	99 96	0 18 0	2.4000	93	92		
July.....	2 14 3	.1138	85 86	4 6 6	.0882	102 93	0 18 0	2.3000	93	88		
August.....	2 14 3	.1125	85 85	4 6 6	.0750	102 79	0 18 0	2.3000	93	88		
September.....	2 16 3	.1125	88 85	4 6 6	.0763	102 80	0 19 0	2.2500	98	86		
October.....	2 13 0	.1075	83 81	3 19 0	.0656	93 69	0 18 0	2.2000	93	84		
November.....	2 18 0	.1063	91 80	3 19 0	.0638	93 67	0 18 0	2.1000	93	80		
December.....	3 2 6	(a)	98 (a)	4 0 0	.0631	94 66	0 18 0	2.0500	93	78		
1915—Year	4 1 9.25	.1627	128 123	4 1 0.50	.0745	96 79	1 8 7	2.4200	147	92		
Quarters—	First.....	.1638	118 123	4 1 11	.0775	97 82	1 1 2	2.1267	109	81		
Second.....	4 7 10	.1600	136 120	4 4 3	.0760	99 80	1 11 0	2.1600	160	82		
Third.....	4 0 4	.1583	126 119	4 1 0	.0717	95 76	1 12 2	2.3167	166	88		
Fourth.....	4 3 4	.1719	130 129	3 17 0	.0729	91 77	1 10 0	3.0733	155	117		
Months—	January.....	.1513	119 114	4 0 0	.0725	94 76	0 19 0	2.1000	98	80		
February.....	3 8 6	(a)	107 (a)	4 1 0	.0825	95 87	1 1 0	2.1500	108	82		
March.....	4 2 3	.1763	129 133	4 4 9	.0775	100 82	1 3 6	2.1300	121	81		
April.....	4 19 0	.1725	155 130	4 6 9	.0806	102 85	1 11 0	2.1300	155	81		
May.....	4 4 0	.1688	131 127	4 4 6	.0775	100 82	1 10 6	2.1500	162	82		
June.....	4 0 6	.1388	126 105	4 1 6	.0700	96 74	1 11 6	2.2000	162	84		
July.....	3 19 0	.1400	124 105	4 2 6	.0738	97 78	1 11 0	2.2500	160	86		
August.....	4 0 0	.1650	125 124	4 1 0	.0738	95 78	1 14 0	2.2800	175	87		
September.....	4 2 0	.1700	128 128	3 19 6	.0675	94 71	1 11 6	2.4200	162	92		
October.....	4 2 0	.1725	128 130	3 19 0	.0675	93 71	1 10 0	2.6200	155	100		
November.....	4 9 0	(a)	136 (a)	3 16 0	.0750	90 79	1 10 0	3.1000	155	118		
December.....	4 1 0	.1713	127 129	3 16 0	.0763	90 80	1 10 0	3.5000	155	134		

a No quotation.

WHOLESALE PRICES IN THE UNITED KINGDOM AND THE UNITED STATES, BY MONTHS, QUARTERS, AND YEARS, 1913-1918—Continued.

	Cocoa, Grenada.				Coffee.				Coke.			
	Actual price.		Relative price.		Actual price.		Relative price.		Actual price.		Relative price.	
	U. K.	U. S.	U. K.	U. S.	U. K.	U. S.	U. K.	U. S.	U. K.	U. S.	U. K.	U. S.
Market	London	New York	London	New York	London	New York	London	New York	At works	At oven	London	New York
Unit	Cwt.	Pound	Cwt.	Pound	Cwt.	Pound	Cwt.	Pound	Ton	Ton	Cwt.	Pound
Base price.	£ s. d. 3 3 11	Dolls. 0.1328			£ s. d. 4 4 10.25	Dolls. 0.0949			£ s. d. 0 19 4.75	Dolls. 2.6200		
1916—Year	4 2 10.25	.1573	130	118	3 18 0	.0924	92	97	2 7 1	4.7800	243	182
Quarters—												
First	4 6 7	.1684	135	127	3 15 0	.0838	88	88	1 15 10	3.9167	185	139
Second	4 5 3	.1588	133	120	3 18 6	.0971	93	102	2 9 2	3.5533	251	136
Third	4 1 1	.1542	127	116	3 19 6	.0946	94	100	2 12 6	3.3500	274	128
Fourth	3 18 6	.1479	123	111	3 19 0	.0942	93	99	2 10 10	8.2867	262	316
Months—												
January	4 9 0	.1738	139	131	3 11 0	.0763	84	80	1 14 6	3.9000	178	149
February	4 3 9	.1675	131	126	3 15 6	.0825	89	87	1 15 0	4.0000	180	153
March	4 7 0	.1638	136	123	3 18 6	.0925	93	97	1 18 0	3.850	196	147
April	4 5 0	.1613	133	121	3 17 6	.0950	91	100	2 7 6	3.7500	245	143
May	4 6 0	.1588	135	120	3 19 0	.0975	93	103	2 7 6	3.5600	245	136
June	4 4 9	.1563	133	118	3 19 0	.0988	93	104	2 12 6	3.3500	271	128
July	4 1 0	.1425	127	107	3 18 6	.0900	93	95	2 12 6	3.3000	271	126
August	4 1 0	.1588	127	120	4 1 0	.0950	95	100	2 12 6	3.3000	271	126
September	4 1 3	.1613	127	121	3 19 0	.0988	93	104	2 12 6	3.4500	271	132
October	4 1 0	.1513	127	114	3 19 0	.0950	93	100	2 12 6	5.3500	271	204
November	4 1 0	.1475	127	111	3 19 0	.0950	93	100	2 10 0	9.1600	258	350
December	4 13 6	.1450	115	109	3 19 0	.0925	93	97	2 10 0	10.3500	258	395
1917—Year	4 1 7.94	.1271	128	96	4 16 1.29	.0929	113	98	2 8 1.50	10.6600	248	407
Quarters—												
First	3 13 10.38	.1396	116	105	4 12 8.77	.0983	109	104	2 10 0	11.6433	258	444
Second	4 0 0.69	.1234	125	93	4 14 2.31	.1000	111	105	2 7 6	10.5733	245	403
Third	4 2 7.75	.1221	129	92	4 13 2.50	.0925	110	97	2 7 6	13.4067	245	512
Fourth	4 10 1.85	.1233	141	93	5 4 0.92	.0800	123	84	2 7 6	7.0000	245	267
Months—												
January	3 7 8.25	.1425	106	107	4 4 1.50	.0975	99	103	2 10 0	10.9300	258	417
February	3 12 8.25	.1400	111	105	4 12 9	.1000	109	105	2 10 0	12.1000	258	462
March	3 19 9	.1363	125	103	4 19 7.20	.0975	117	103	2 10 0	11.9000	258	454
April	4 0 0	.1225	125	92	4 12 6	.0950	109	100	2 10 0	10.1200	258	386
May	3 19 7.50	.1263	125	95	4 16 1.50	.1013	113	107	2 10 0	9.9000	258	378
June	4 0 5.40	.1213	126	91	4 14 0	.1038	111	109	2 2 6	11.7000	219	447
July	4 0 10	.1213	126	91	4 9 4	.0950	105	100	2 7 6	13.4200	245	512
August	4 1 7.80	.1213	128	91	4 12 4.80	.0913	109	96	2 7 6	14.2500	245	544
September	4 5 3	.1238	133	93	4 17 1.50	.0913	114	96	2 7 6	12.5500	245	479
October	4 7 3	.1250	137	94	4 19 3	.0850	117	90	2 7 6	47.0000	245	267
November	4 10 1.20	.1225	141	92	5 4 4.80	.0794	123	84	2 7 6	7.0000	245	267
December	4 13 1.50	.1225	146	92	5 8 6	.0756	128	80	2 7 6	7.0000	245	267
1918—Year	4 6 8.82	.1346	136	101	6 16 6.93	.0935	161	99	2 0 0.50	7.0000	206	267
Quarters—												
First	4 12 4.50	.1305	144	98	6 1 7.04	.0862	143	91	2 4 2	7.0000	228	267
Second	4 5 0	.1320	133	99	6 10 10.62	.0873	154	92	1 17 6	7.0000	193	267
Third	4 5 0	.1333	133	100	7 0 4.62	.0887	165	93	2 1 0	7.0000	211	267
Fourth	4 5 0	.1423	133	107	7 14 2	.1199	182	126	1 17 6	7.0000	193	267
Months—												
January	4 14 1.50	.1225	147	92	5 11 9	.0853	132	90	2 7 6	7.0000	245	267
February	4 14 0	.1225	147	92	6 2 6.38	.0844	144	89	2 7 6	7.0000	245	267
March	4 10 0	.1425	141	107	6 8 8.40	.0891	152	94	1 17 6	7.0000	193	267
April	4 5 0	.1400	133	105	6 9 6	.0903	153	95	1 17 6	7.0000	193	267
May	4 5 0	.1356	133	102	6 10 8.40	.0873	154	92	1 17 6	7.0000	193	267
June	4 5 0	.1228	133	92	6 12 6	.0841	156	89	1 17 6	7.0000	193	267
July	4 5 0	.1275	133	96	6 13 9	.0855	158	90	2 0 0	7.0000	206	267
August	4 5 0	.1355	133	102	7 2 0	.0853	167	90	2 1 6	7.0000	214	267
September	4 5 0	.1350	133	102	7 5 0	.0959	171	101	2 1 6	7.0000	214	267
October	4 5 0	.1350	133	102	7 12 6	.1040	180	110	2 1 6	7.0000	193	267
November	4 5 0	.1377	133	104	7 15 0	.1069	183	113	1 17 6	7.0000	193	267
December	4 5 0	.1596	133	120	7 15 0	.1725	183	182	17 6	7.0000	193	267

a Maximum price set.

## WHOLESALE PRICES IN THE UNITED KINGDOM AND THE UNITED STATES, BY MONTHS, QUARTERS, AND YEARS, 1913-1918—Continued.

Market...	Copper, first series.				Copper, second series.				Copper, sheet.			
	Actual price.		Relative price.		Actual price.		Relative price.		Actual price.		Relative price.	
	U. K.	U. S.	U. K.	U. S.	U. K.	U. S.	U. K.	U. S.	U. K.	U. S.	U. K.	U. S.
Unit.....	Birmingham.	New York.			London and Manchester.	New York.			Warehouse or works.	New York.		
Base price.	£ s. d.	Dolls.			£ s. d.	Dolls.			£ s. d.	Dolls.		
1913—Year....	74 9 2	.1533	104	104	69 1 6.75	.1573	103	105	85 13 4	.2119	103	104
Quarters—												
First.....	76 11 8	.1549	107	105	70 0 0	.1627	105	108	87 13 4	.2200	105	108
Second.....	73 5 0	.1517	102	103	67 3 4	.1544	100	103	83 13 4	.2100	100	103
Third.....	73 1 8	.1543	102	105	68 4 7	.1530	102	102	83 13 4	.2033	100	100
Fourth.....	74 18 4	.1525	105	104	70 18 4	.1587	106	106	87 13 4	.2142	105	105
Months—												
January...	83 10 0	.1657	117	112	72 2 6	.1761	114	117	92 0 0	.2300	110	113
February...	73 10 0	.1514	103	103	68 17 6	.1625	103	108	88 0 0	.2200	106	108
March.....	72 15 0	.1476	102	100	65 0 0	.1494	97	100	83 0 0	.2100	100	103
April.....	74 5 0	.1533	104	104	66 15 0	.1519	100	101	84 0 0	.2100	101	103
May.....	73 5 0	.1546	102	105	68 7 6	.1563	102	104	84 0 0	.2100	101	103
June.....	72 5 0	.1472	101	100	66 7 6	.1550	99	103	83 0 0	.2100	100	103
July.....	69 0 0	.1441	96	98	63 10 0	.1463	95	97	80 0 0	.2000	96	98
August.....	72 15 0	.1550	102	105	67 8 9	.1513	101	101	84 0 0	.2000	101	98
September	77 10 0	.1638	108	111	73 15 0	.1613	110	107	87 0 0	.2100	104	103
October....	79 10 0	.1633	111	111	73 15 0	.1656	110	110	91 0 0	.2200	109	108
November..	75 10 0	.1519	106	103	73 7 6	.1655	110	110	89 0 0	.2200	107	108
December..	69 15 0	.1422	97	97	65 12 6	.1450	98	97	83 0 0	.2025	100	100
1914—Year....	65 5 10	.1318	91	89	60 19 6	.1338	91	89	78 13 4	.1879	94	92
Quarters—												
First.....	69 18 4	.1431	98	97	64 7 6	.1467	96	98	82 6 8	.2008	99	99
Second.....	68 6 4	.1394	95	95	64 3 4	.1419	96	95	79 13 4	.1958	96	96
Third.....	66 0 0	.1254	92	85	61 12 6	.1276	92	85	78 0 0	.1833	94	90
Fourth.....	56 18 4	.1192	80	81	54 3 4	.1190	81	79	74 13 4	.1717	90	84
Months—												
January...	70 0 0	.1428	98	97	64 0 0	.1488	96	99	83 0 0	.2025	100	100
February...	70 10 0	.1448	99	98	65 0 0	.1475	97	98	83 0 0	.2000	100	98
March.....	69 5 0	.1418	97	96	64 2 6	.1438	96	96	81 0 0	.2000	97	98
April.....	70 0 0	.1418	98	96	65 15 0	.1438	98	96	82 0 0	.1975	98	97
May.....	68 0 0	.1400	95	95	63 15 0	.1420	95	95	80 0 0	.1975	96	97
June.....	67 0 0	.1365	94	93	63 0 0	.1400	94	93	77 0 0	.1925	92	95
July.....	66 0 0	.1335	92	91	61 12 6	.1340	92	89	78 0 0	.1900	94	93
August.....	72 0 0	.1227	101	83	(a)	.1250	b 90	83	75 0 0	.1850	90	91
September	60 0 0	.1200	84	81	(a)	.1238	b 87	82	81 0 0	.1750	97	86
October....	57 10 0	.1130	80	77	57 0 0	.1170	85	78	76 0 0	.1700	91	84
November..	54 0 0	.1163	76	79	50 10 0	.1125	75	75	72 0 0	.1650	86	81
December..	59 5 0	.1284	83	87	55 0 0	.1275	82	85	76 0 0	.1800	91	88
1915—Year....	81 2 11	.1676	113	114	71 3 1	.1726	106	115	97 1 8	.2246	117	110
Quarters—												
First.....	66 0 0	.1401	92	95	61 3 2	.1413	91	94	82 13 4	.1917	99	94
Second.....	85 1 8	.1755	119	119	75 15 10	.1775	113	118	97 6 8	.2300	117	113
Third.....	83 16 8	.1699	117	115	72 10 0	.1803	108	124	102 13 4	.2400	123	118
Fourth.....	89 13 4	.1849	125	126	75 3 4	.1854	112	124	105 13 4	.2367	127	116
Months—												
January...	61 15 0	.1352	86	92	56 12 6	.1300	85	87	78 0 0	.1850	94	91
February...	65 10 0	.1417	92	96	63 5 0	.1475	95	88	84 0 0	.1950	101	96
March.....	70 15 0	.1434	99	97	63 12 0	.1463	95	97	86 0 0	.1950	103	96
April.....	76 5 0	.1648	107	112	69 2 6	.1588	103	106	90 0 0	.2100	108	103
May.....	88 10 0	.1741	124	118	77 0 0	.1863	115	124	100 0 0	.2400	120	118
June.....	90 10 0	.1875	126	127	81 5 0	.1875	121	125	102 0 0	.2400	122	118
July.....	91 10 0	.1777	128	121	78 2 6	.1988	117	132	108 0 0	.2500	130	123
August.....	83 5 0	.1646	116	112	71 15 0	.1825	107	122	102 0 0	.2400	122	118
September	76 15 0	.1675	107	114	67 12 6	.1775	101	118	98 0 0	.2300	118	113
October....	83 10 0	.1732	117	118	73 0 0	.1800	109	120	98 0 0	.2300	118	113
November..	89 0 0	.1841	124	125	74 0 0	.1788	111	119	107 0 0	.2300	128	113
December..	96 10 0	.1973	135	134	78 10 0	.1975	117	132	112 0 0	.2500	134	123

a No quotation.

b Interpolated.

WHOLESALE PRICES IN THE UNITED KINGDOM AND THE UNITED STATES, BY MONTHS, QUARTERS, AND YEARS, 1913-1918—Continued.

Market	Copper, first series.				Copper, second series.				Copper, sheet.			
	Actual price.		Relative price.		Actual price.		Relative price.		Actual price.		Relative price.	
	U. K.	U. S.	U. K.	U. S.	U. K.	U. S.	U. K.	U. S.	U. K.	U. S.	U. K.	U. S.
	Birmingham.	New York.	London and Manchester.	New York.	Warehouse or works.	New York.						
Unit	Ton	Pound		Ton	Pound			Ton	Pound			
Base price.	£ s. d. 71 11 3	Dolls. 0.1473		£ s. d. 66 18 5.25	Dolls. 0.1501			£ s. d. 83 6 8	Dolls. 0.2035			
1916—Year	133 3 4	.2651	186 180	115 3 4.91	.2754	172 183		154 3 4	.3592	185 177		
Quarters—												
First	118 10 0	.2500	166 170	88 11 3	.2509	132 167		135 13 4	.3167	163 156		
Second	138 0 0	.2654	193 180	124 13 4	.2779	186 185		159 6 8	.3617	191 178		
Third	123 6 8	.2474	172 168	106 11 8	.2675	159 178		148 13 4	.3750	178 184		
Fourth	152 16 8	.2976	214 202	132 0 0	.3054	197 203		173 0 0	.3833	208 188		
Months—												
January	109 10 0	.2307	153 157	86 2 6	.2288	129 152		125 0 0	.2900	150 143		
February	118 0 0	.2603	165 177	91 0 0	.2538	136 169		143 0 0	.3200	161 157		
March	128 0 0	.2590	179 176	(a)	.2700	175 180		148 0 0	.3400	178 167		
April	129 0 0	.2716	180 184	116 0 0	.2688	173 179		148 0 0	.3450	178 170		
May	143 0 0	.2737	200 186	137 0 0	.2850	205 190		162 0 0	.3650	194 179		
June	142 0 0	.2510	198 170	121 0 0	.2800	181 187		168 0 0	.3750	202 184		
July	125 0 0	.2361	175 160	103 10 0	.2650	155 177		150 0 0	.3750	180 184		
August	120 0 0	.2467	168 167	106 0 0	.2600	158 173		146 0 0	.3750	175 184		
September	125 0 0	.2693	175 176	110 5 0	.2775	165 185		160 0 0	.3750	180 184		
October	140 0 0	.2717	196 184	120 10 0	.2850	180 190		164 0 0	.3750	197 184		
November	145 0 0	.3038	203 206	124 0 0	.2863	185 191		168 0 0	.3750	202 184		
December	173 10 0	.3174	242 215	151 10 0	.3450	226 230		187 0 0	.4000	224 197		
1917—Year	134 13 4	.2764	188 188	125 17 1	.2940	188 196		162 18 4	.3908	196 192		
Quarters—												
First	142 0 0	.3066	198 208	135 13 4	.3292	203 219		172 6 8	.4267	207 210		
Second	141 0 0	.2990	197 203	132 5 0	.3250	198 217		168 0 0	.4200	202 206		
Third	134 13 4	.2651	188 180	125 5 0	.2867	187 191		161 13 4	.3733	194 183		
Fourth	121 0 0	.2350	169 160	110 5 0	.2350	165 157		149 13 4	.3433	180 169		
Months—												
January	137 10 0	.2805	192 190	133 5 0	.2950	199 197		175 0 0	.4200	210 206		
February	141 10 0	.3174	198 215	134 5 0	.3300	201 220		168 0 0	.4200	202 206		
March	147 0 0	.3218	205 218	139 10 0	.3625	208 242		174 0 0	.4400	209 216		
April	147 0 0	.2924	205 199	136 5 0	.3400	204 227		174 0 0	.4400	209 216		
May	138 0 0	.3011	193 204	130 5 0	.3100	195 207		165 0 0	.4200	198 206		
June	138 0 0	.3036	193 206	130 5 0	.3250	195 217		165 0 0	.4000	198 197		
July	138 0 0	.2759	193 187	130 5 0	.3175	195 212		165 0 0	.4000	198 197		
August	133 0 0	.2658	186 180	125 5 0	.2900	187 193		160 0 0	.3600	192 177		
September	133 0 0	.2637	186 172	120 5 0	.2525	180 168		160 0 0	.3600	192 177		
October	121 0 0	c. 2350	169 160	110 5 0	.2350	165 157		151 0 0	.3500	181 172		
November	121 0 0	.2350	169 160	110 5 0	.2350	165 157		151 0 0	.3500	181 172		
December	121 0 0	.2350	169 160	110 5 0	.2350	165 157		147 0 0	.3300	176 162		
1918—Year	127 0 0	.2468	177 168	116 5 0	.2458	174 164		154 10 0	.3381	185 166		
Quarters—												
First	121 0 0	.2350	169 160	110 5 0	.2350	165 157		147 0 0	.3150	176 155		
Second	121 0 0	.2350	169 160	110 5 0	.2350	165 157		149 0 0	.3183	179 156		
Third	133 0 0	.2596	186 176	122 5 0	.2581	183 172		161 0 0	.3587	193 176		
Fourth	133 0 0	.2576	186 175	122 5 0	.2580	183 172		161 0 0	.3600	193 177		
Months—												
January	121 0 0	.2350	169 160	110 5 0	.2350	165 157		147 0 0	.3150	176 155		
February	121 0 0	.2350	169 160	110 5 0	.2350	165 157		147 0 0	.3150	176 155		
March	121 0 0	.2350	169 160	110 5 0	.2350	165 157		147 0 0	.3150	176 155		
April	121 0 0	.2350	169 160	110 5 0	.2350	165 157		149 0 0	.3150	179 155		
May	121 0 0	.2350	169 160	110 5 0	.2350	165 157		149 0 0	.3150	179 155		
June	121 0 0	.2350	169 160	110 5 0	.2350	165 157		149 0 0	.3250	179 160		
July	133 0 0	.2589	186 176	122 5 0	.2550	183 170		161 0 0	.3568	193 175		
August	133 0 0	.2600	186 177	122 5 0	.2600	183 173		161 0 0	.3600	193 177		
September	133 0 0	.2600	186 177	122 5 0	.2600	183 173		161 0 0	.3600	193 177		
October	133 0 0	.2600	186 177	122 5 0	.2600	183 173		161 0 0	.3600	193 177		
November	133 0 0	.2600	186 177	122 5 0	.2600	183 173		161 0 0	.3600	193 177		
December	133 0 0	.2529	186 172	122 5 0	.2540	183 169		161 0 0	.3600	193 177		

a Nominal.

b Interpolated.

c Maximum.

## WHOLESALE PRICES IN THE UNITED KINGDOM AND THE UNITED STATES, BY MONTHS, QUARTERS, AND YEARS, 1913-1918—Continued.

	Copper, sulphate of.				Copper wire.				Coppers.			
	Actual price.		Relative price.		Actual price.		Relative price.		Actual price.		Relative price.	
	U. K.	U. S.	U. K.	U. S.	U. K.	U. S.	U. K.	U. S.	U. K.	U. S.	U. K.	U. S.
Market...	Manchester	New York				At mill			Manchester	New York		
Unit.....	Ton.....	Pound			Pound	Pound			Ton.....	Cwt.....		
Base price.	£ s. d.	Dolls.			£ s. d.	Dolls.			£ s. d.	Dolls.		
1913—Year	22 7 8.50	0.0493			0 0 9.74	0.1615			0 15 10	0.8958		
Quarters—	23 10 .50	.0521	103	106	0 0 10.14	.1673	104 104		0 15 6	.8729	98	97
First.....	24 0 10	.0542	107	110	0 0 10.42	.1700	107 105		0 15 0	.8500	95	95
Second.....	22 13 4	.0525	101	106	0 0 10.04	.1650	103 102		0 15 0	.8500	95	95
Third.....	22 3 4	.0517	99	105	0 0 9.75	.1625	100 101		0 16 0	.8833	101	99
Fourth.....	23 6 8	.0500	104	101	0 0 10.33	.1717	106 106		0 16 0	.9083	101	101
Months—												
January...	25 0 0	.0550	112	112	0 0 10.75	.1750	110 108		0 15 0	.8500	95	95
February...	23 7 6	.0550	104	112	0 0 10.25	.1750	105 108		0 15 0	.8500	95	95
March.....	23 15 0	.0525	106	106	0 0 10.25	.1600	105 99		0 15 0	.8500	95	95
April.....	23 10 0	.0525	105	106	0 0 10.38	.1600	107 99		0 15 0	.8500	95	95
May.....	22 17 6	.0525	102	106	0 0 10.00	.1675	103 104		0 15 0	.8500	95	95
June.....	22 12 6	.0525	97	106	0 0 9.75	.1675	100 104		0 15 0	.8500	95	95
July.....	21 10 0	.0525	96	106	0 0 9.75	.1600	100 99		0 16 0	.8500	101	95
August.....	21 10 0	.0525	96	106	0 0 9.50	.1600	98 99		0 16 0	.9000	101	100
September	23 10 0	.0500	105	101	0 0 10.00	.1675	103 104		0 16 0	.9000	101	100
October....	24 0 0	.0500	107	101	0 0 10.50	.1775	108 110		0 16 0	.9000	101	100
November...	24 0 0	.0500	107	101	0 0 10.50	.1775	108 110		0 16 0	.9000	101	100
December..	22 0 0	.0500	98	101	0 0 10.00	.1600	103 99		0 16 0	.9250	101	103
1914—Year	21 2 6	.0463	94	94	0 0 9.32	.1465	96 91		0 15 4	.8229	97	92
Quarters—												
First.....	22 8 4	.0480	100	97	0 0 9.79	.1575	101 98		0 16 0	.9250	101	103
Second.....	21 12 6	.0475	97	96	0 0 9.08	.1542	93 95		0 15 4	.8667	97	97
Third.....	20 5 10	.0455	91	92	0 0 9.33	.1425	96 88		0 15 0	.7500	95	84
Fourth.....	20 3 4	.0440	90	89	0 0 9.08	.1317	93 82		0 15 0	.7500	95	84
Months—												
January...	22 10 0	.0480	101	97	0 0 10.00	.1600	103 99		0 16 0	.9250	101	103
February...	22 10 0	.0480	101	97	0 0 9.88	.1575	101 98		0 16 0	.9250	101	103
March.....	22 5 0	.0480	99	97	0 0 9.50	.1550	98 96		0 16 0	.9250	101	103
April.....	21 17 6	.0480	98	97	0 0 9.50	.1550	98 96		0 16 0	.9250	101	103
May.....	21 12 6	.0480	97	97	0 0 9.25	.1550	95 96		0 15 0	.9250	95	103
June.....	21 7 6	.0465	95	94	0 0 8.50	.1525	87 94		0 15 0	.7500	95	84
July.....	19 15 0	.0465	88	94	0 0 9.00	.1475	92 91		0 15 0	.7500	95	84
August.....	20 2 6	.0450	90	91	0 0 9.00	.1450	92 90		0 15 0	.7500	95	84
September	21 0 0	.0450	94	91	0 0 10.00	.1350	103 84		0 15 0	.7500	95	84
October....	20 10 0	.0450	92	91	0 0 9.50	.1300	98 80		0 15 0	.7500	95	84
November...	20 0 0	.0435	89	88	0 0 8.75	.1250	90 77		0 15 0	.7500	95	84
December..	20 0 0	.0435	89	88	0 0 9.00	.1400	92 87		0 15 0	.7500	95	84
1915—Year	29 6 5.50	.0643	131	130	0 1 0.19	.1850	125 115		1 1 1	.6750	133	75
Quarters—												
First.....	25 10 10	.0478	114	97	0 0 10.00	.1533	103 95		0 14 4	.7500	91	84
Second.....	27 16 8	.0658	124	133	0 1 0.17	.1892	125 117		0 15 10	.7167	100	80
Third.....	27 0 0	.0725	121	147	0 1 1.75	.2000	141 124		1 0 10	.6333	132	71
Fourth.....	36 18 4	.0708	165	144	0 1 0.83	.1975	132 122		1 13 4	.6000	211	67
Months—												
January...	21 17 6	.0435	98	88	0 0 9.00	.1450	92 90		0 13 0	.7500	82	84
February...	27 0 0	.0450	121	91	0 0 10.50	.1575	108 98		0 15 0	.7500	95	84
March.....	27 15 0	.0550	124	112	0 0 10.50	.1575	108 98		0 15 0	.7500	95	84
April.....	28 5 0	.0600	126	122	0 0 11.00	.1675	113 104		0 15 0	.7500	95	84
May.....	28 5 0	.0675	126	137	0 1 0.75	.2000	131 124		0 15 0	.7000	95	78
June.....	27 0 0	.0700	121	142	0 1 0.75	.2000	131 124		0 17 6	.7000	111	78
July.....	27 10 0	.0725	123	147	0 1 2.25	.2100	146 130		0 17 6	.7000	111	78
August.....	26 5 0	.0725	117	147	0 1 2.00	.2000	144 124		1 0 0	.6000	126	67
September	27 5 0	.0725	122	147	0 1 1.00	.1900	133 118		1 5 0	.6000	158	67
October....	27 15 0	.0675	124	137	0 1 0.50	.1900	128 118		1 10 0	.6000	189	67
November...	38 0 0	.0650	170	132	0 1 0.50	.1925	128 119		1 10 0	.6000	189	67
December..	45 0 0	.0800	201	162	0 1 1.50	.2100	139 130		2 0 0	.6000	253	67



## WHOLESALE PRICES IN THE UNITED KINGDOM AND THE UNITED STATES, BY MONTHS, QUARTERS, AND YEARS, 1913-1918—Continued.

	Copper, sulphate of.				Copper wire.				Coppers.			
	Actual price.		Relative price.		Actual price.		Relative price.		Actual price.		Relative price.	
	U. K.	U. S.	U. K.	U. S.	U. K.	U. S.	U. K.	U. S.	U. K.	U. S.	U. K.	U. S.
Market . . .	Manchester	New York.							Manchester	New York.		
Unit . . . . .	Ton . . . . .	Pound . . . . .			Pound . . . . .	At mill Pound . . . . .			Ton . . . . .	Cwt . . . . .		
Base price.	£ s. d. 22 7 8.50	Dolls. 0.0493			£ s. d. 0 0 9.74	Dolls. 0.1615			£ s. d. 0 15 10	Dolls. 0.8958		
1916—Year . . .	51 3 4	.1335	229	271	0 1 5.38	.3052	178	189	2 14 7	1.5792	345	176
Quarters—												
First . . . . .	46 0 0	.1817	205	369	0 1 3.67	.2692	161	167	2 3 4	.7333	274	82
Second . . . . .	51 10 0	.1608	230	326	0 1 6	.3083	185	191	2 15 0	2.4167	347	270
Third . . . . .	49 16 8	.0833	223	169	0 1 5.33	.3125	178	193	3 0 0	1.6667	379	186
Fourth . . . . .	57 6 8	.1083	256	220	0 1 6.50	.3308	190	205	3 0 0	1.5000	379	167
Months—												
January . . . . .	45 10 0	.1450	203	294	0 1 2	.2425	144	150	2 0 0	.6000	253	67
February . . . . .	45 0 0	.2000	201	406	0 1 3.50	.2725	159	169	2 0 0	.6000	253	67
March . . . . .	47 10 0	.2000	212	406	0 1 5.50	.2925	180	181	2 10 0	1.0000	316	112
April . . . . .	50 0 0	.1700	223	345	0 1 5	.2850	175	176	2 15 0	2.2500	347	251
May . . . . .	52 10 0	.1675	235	340	0 1 6.50	.3150	190	195	2 15 0	2.5000	347	279
June . . . . .	52 0 0	.1450	232	294	0 1 6.50	.3250	190	201	2 15 0	2.5000	347	279
July . . . . .	50 10 0	.0900	226	183	0 1 6	.3250	185	201	3 0 0	2.0000	379	223
August . . . . .	50 0 0	.0800	223	162	0 1 5	.3050	175	189	3 0 0	1.5000	379	167
September . . . . .	49 0 0	.0800	219	162	0 1 5	.3075	175	190	3 0 0	1.5000	379	167
October . . . . .	53 0 0	.0875	237	177	0 1 5.50	.3175	180	197	3 0 0	1.5000	379	167
November . . . . .	56 10 0	.1000	252	203	0 1 6	.3175	185	197	3 0 0	1.5000	379	167
December . . . . .	62 10 0	.1375	279	279	0 1 8	.3575	205	221	3 0 0	1.5000	379	167
1917—Year . . .	63 14 2	.0979	285	199	0 1 5.83	.3300	183	204	4 14 7	1.5000	597	167
Quarters—												
First . . . . .	63 12 4	.1125	284	228	0 1 6.67	.3675	192	228	3 0 0	1.5000	379	167
Second . . . . .	62 6 8	.0942	278	191	0 1 6	.3475	185	215	3 0 4	1.5000	400	167
Third . . . . .	62 6 8	.0933	278	189	0 1 5.67	.3175	181	197	4 5 0	1.5000	537	167
Fourth . . . . .	66 10 0	.0917	297	186	0 1 5	.2875	175	178	8 10 0	1.5000	1074	167
Months—												
January . . . . .	65 0 0	.1300	290	264	0 1 8	.3675	205	228	3 0 0	1.5000	379	167
February . . . . .	64 0 0	.1150	286	233	0 1 6	.3675	185	228	3 0 0	1.5000	379	167
March . . . . .	62 0 0	.0925	277	188	0 1 6	.3679	185	228	3 0 0	1.5000	379	167
April . . . . .	62 0 0	.0925	277	188	0 1 6	.3675	185	228	3 0 0	1.5000	379	167
May . . . . .	62 0 0	.0950	277	193	0 1 6	.3475	185	215	3 0 0	1.5000	379	167
June . . . . .	63 0 0	.0950	281	193	0 1 6	.3275	185	203	3 10 0	1.5000	442	167
July . . . . .	63 0 0	.0950	281	193	0 1 6	.3375	185	209	3 10 0	1.5000	442	167
August . . . . .	62 0 0	.0950	277	193	0 1 5.50	.3175	180	197	4 10 0	1.5000	569	167
September . . . . .	62 0 0	.0900	277	183	0 1 5.50	.2975	180	184	4 15 0	1.5000	600	167
October . . . . .	65 0 0	.0850	290	172	0 1 5	.2975	175	184	5 10 0	1.5000	695	167
November . . . . .	67 0 0	.0950	299	193	0 1 5	.2875	175	178	10 0 0	1.5000	1263	167
December . . . . .	67 10 0	.0850	302	193	0 1 5	.2775	175	172	10 0 0	1.5000	1263	167
1918—Year . . .	65 9 2	.0928	292	188	0 1 6.18		187		11 5 10		1426	
Quarters—												
First . . . . .	67 3 4	.0908	300	184	0 1 5.13	.2625	176	163	10 10 0	1.3333	1326	149
Second . . . . .	66 6 8	.0941	296	191	0 1 5.34	.2625	178	163	11 16 8	1.5000	1495	167
Third . . . . .	64 13 4	.0913	289	185	0 1 6.75	.2884	193	179	12 10 0	1.9200	1579	214
Fourth . . . . .	63 13 4	.0950	284	193	0 1 7.50		200		10 6 8		1305	
Months—												
January . . . . .	67 10 0	.0900	302	183	0 1 5.13	.2625	176	163	10 10 0	1.5000	1326	167
February . . . . .	67 0 0	.0925	299	188	0 1 5.13	.2625	176	163	10 10 0	1.2500	1326	140
March . . . . .	67 0 0	.0900	299	183	0 1 5.13	.2625	176	163	10 10 0	1.2500	1326	140
April . . . . .	67 0 0	.0950	299	193	0 1 5.13	.2625	176	163	11 10 0	1.5000	1453	167
May . . . . .	66 0 0	.0950	295	193	0 1 5.13	.2625	176	163	11 10 0	1.5000	1453	167
June . . . . .	66 0 0	.0925	295	188	0 1 5.75	.2625	182	163	12 10 0	1.5000	1579	167
July . . . . .	66 0 0	.0888	295	180	0 1 5.75	.2852	182	177	12 10 0	1.5000	1579	167
August . . . . .	64 0 0	.0925	286	188	0 1 7	.2900	195	180	12 10 0	2.1300	1579	238
September . . . . .	64 0 0	.0925	286	188	0 1 7.50	.2900	200	180	12 10 0	2.1300	1579	238
October . . . . .	64 0 0	.0950	286	193	0 1 7.50	.2900	200	180	12 10 0	2.2500	1579	251
November . . . . .	64 0 0	.0950	286	193	0 1 7.50	.2900	200	180	10 10 0	2.2500	1326	251
December . . . . .	63 0 0	.0950	281	193	0 1 7.50		200		8 0 0		1011	

WHOLESALE PRICES IN THE UNITED KINGDOM AND THE UNITED STATES, BY MONTHS, QUARTERS, AND YEARS, 1913-1918—Continued.

Market Unit Base price.	Cotton, middling, American.				Cotton cloth, first series.				Cotton cloth, second series.			
	Actual price.		Relative price.		Actual price.		Relative price.		Actual price.		Relative price.	
	U. K.	U. S.	U. K.	U. S.	U. K.	U. S.	U. K.	U. S.	U. K.	U. S.	U. K.	U. S.
	Manchester, London, Pound.	New York, Pound.	Manchester Piece	Boston Yard	Manchester Piece	Boston Yard	Manchester Piece	New York, Yard				
	£ s. d.	Dolls.	£ s. d.	Dolls.	£ s. d.	Dolls.	£ s. d.	Dolls.	£ s. d.	Dolls.	£ s. d.	Dolls.
1913—Year	0 0 7.27	0.1312	0 17 4.96	0.0335	0 15 3.96	0.0582						
Quarters—												
First	0 0 6.94	.1282	0 17 9.50	.0367	0 15 9.50	.0486	103	84	0 15 9.50	.0486	103	84
Second	0 0 6.75	.1216	0 17 6.50	.0332	0 15 6.50	.0542	101	93	0 15 6.50	.0542	101	93
Third	0 0 6.91	.1264	0 17 6.17	.0333	0 15 6.17	.0552	101	99	0 15 6.17	.0552	101	99
Fourth	0 0 7.64	.1356	0 18 0	.0349	0 15 10.67	.0613	104	105	0 15 10.67	.0613	104	105
Months—												
January	0 0 7.13	.1306	0 17 11.50	.0375	0 15 11.50	.0300	104	52	0 15 11.50	.0300	104	52
February	0 0 6.83	.1280	0 17 9.50	.0363	0 15 9.50	.0588	103	101	0 15 9.50	.0588	103	101
March	0 0 6.86	.1259	0 17 7.50	.0363	0 15 7.50	.0569	102	98	0 15 7.50	.0569	102	98
April	0 0 6.99	.1229	0 17 7.50	.0341	0 15 7.50	.0538	102	92	0 15 7.50	.0538	102	92
May	0 0 6.60	.1200	0 17 6.50	.0324	0 15 6.50	.0525	101	90	0 15 6.50	.0525	101	90
June	0 0 6.66	.1219	0 17 5.50	.0330	0 15 5.50	.0563	101	97	0 15 5.50	.0563	101	97
July	0 0 6.74	.1235	0 17 4.50	.0327	0 15 4.50	.0556	100	96	0 15 4.50	.0556	100	96
August	0 0 6.58	.1211	0 17 2	.0326	0 15 3	.0525	100	90	0 15 3	.0525	100	90
September	0 0 7.40	.1346	0 18 0	.0347	0 15 11	.0575	104	99	0 15 11	.0575	104	99
October	0 0 7.89	.1400	0 18 3	.0363	0 16 2	.0625	105	107	0 16 2	.0625	105	107
November	0 0 7.70	.1368	0 18 0	.0353	0 15 11	.0613	104	105	0 15 11	.0613	104	105
December	0 0 7.33	.1300	0 17 9	.0332	0 15 7	.0600	102	103	0 15 7	.0600	102	103
1914—Year	0 0 6.55	.1121	0 16 3.83	.0304	0 14 1.67	.0530	92	91	0 14 1.67	.0530	92	91
Quarters—												
First	0 0 7.08	.1292	0 17 0	.0328	0 14 11	.0594	97	102	0 14 11	.0594	97	102
Second	0 0 7.44	.1336	0 17 1.67	.0328	0 15 0	.0569	98	98	0 15 0	.0569	98	98
Third	0 0 6.86	.1117	0 16 6.67	.0311	0 14 3.67	.0519	93	89	0 14 3.67	.0519	93	89
Fourth	0 0 4.88	.0738	0 14 7	.0250	0 12 4	.0438	80	75	0 12 4	.0438	80	75
Months—												
January	0 0 7.14	.1270	0 17 3	.0331	0 15 2	.0600	99	103	0 15 2	.0600	99	103
February	0 0 7.05	.1280	0 17 0	.0330	0 14 11	.0596	97	104	0 14 11	.0596	97	104
March	0 0 7.05	.1326	0 16 9	.0324	0 14 8	.0575	96	99	0 14 8	.0575	96	99
April	0 0 7.22	.1318	0 16 11	.0328	0 14 10	.0569	97	98	0 14 10	.0569	97	98
May	0 0 7.35	.1345	0 17 0	.0324	0 14 11	.0563	97	97	0 14 11	.0563	97	97
June	0 0 7.75	.1346	0 17 6	.0331	0 15 3	.0575	100	99	0 15 3	.0575	100	99
July	0 0 7.53	.1313	0 16 10	.0328	0 14 7	.0556	95	96	0 14 7	.0556	95	96
August	0 0 6.86	.1200	0 16 6	.0317	0 14 3	.0538	93	92	0 14 3	.0538	93	92
September	0 0 6.20	(a)	0 16 4	.0288	0 14 1	.0463	92	80	0 14 1	.0463	92	80
October	0 0 5.39	(a)	0 15 4	.0253	0 13 1	.0450	85	77	0 13 1	.0450	85	77
November	0 0 4.85	.0763	0 14 4	.0253	0 12 1	.0438	79	75	0 12 1	.0438	79	75
December	0 0 4.48	.0759	0 14 1	.0244	0 11 10	.0425	77	73	0 11 10	.0425	77	73
1915—Year	0 0 5.74	.1015	0 15 2.08	.0288	0 13 1.67	.0466	86	80	0 13 1.67	.0466	86	80
Quarters—												
First	0 0 4.84	.0860	0 14 5	.0261	0 12 2.67	.0438	80	75	0 12 2.67	.0438	80	75
Second	0 0 5.46	.0993	0 14 10	.0291	0 12 9	.0473	83	81	0 12 9	.0473	83	81
Third	0 0 5.53	.0985	0 14 9.67	.0279	0 12 0.33	.0438	83	75	0 12 0.33	.0438	83	75
Fourth	0 0 7.11	.1223	0 16 7.67	.0319	0 14 9.67	.0517	97	89	0 14 9.67	.0517	97	89
Months—												
January	0 0 4.58	.0828	0 14 3	.0254	0 12 0	.0438	78	75	0 12 0	.0438	78	75
February	0 0 4.95	.0854	0 14 6	.0263	0 12 3	.0444	80	76	0 12 3	.0444	80	76
March	0 0 5.01	.0899	0 14 6	.0265	0 12 5	.0431	81	74	0 12 5	.0431	81	74
April	0 0 5.48	.1029	0 15 4	.0283	0 13 3	.0475	86	82	0 13 3	.0475	86	82
May	0 0 5.69	.0984	0 14 7	.0300	0 12 6	.0488	82	84	0 12 6	.0488	82	84
June	0 0 5.22	.0967	0 14 7	.0291	0 12 6	.0456	82	78	0 12 6	.0456	82	78
July	0 0 5.22	.0920	0 14 7	.0283	0 12 6	.0438	82	75	0 12 6	.0438	82	75
August	0 0 5.48	.0938	0 14 7	.0269	0 12 7	.0425	82	73	0 12 7	.0425	82	73
September	0 0 5.91	.1098	0 15 3	.0285	0 13 3	.0450	86	77	0 13 3	.0450	86	77
October	0 0 6.85	.1250	0 16 3	.0325	0 14 3	.0525	93	90	0 14 3	.0525	93	90
November	0 0 6.92	.1189	0 16 6	.0313	0 14 9	.0500	96	86	0 14 9	.0500	96	86
December	0 0 7.55	.1236	0 17 2	.0319	0 15 5	.0525	101	90	0 15 5	.0525	101	90

a No quotation.

b Interpolated.

## WHOLESALE PRICES IN THE UNITED KINGDOM AND THE UNITED STATES, BY MONTHS, QUARTERS, AND YEARS, 1913-1918—Continued.

	Cotton, middling, American.				Cotton cloth, first series.				Cotton cloth, second series.			
	Actual price.		Relative price.		Actual price.		Relative price.		Actual price.		Relative price.	
	U. K.	U. S.	U. K.	U. S.	U. K.	U. S.	U. K.	U. S.	U. K.	U. S.	U. K.	U. S.
<b>Market</b> .....	<b>Manchester</b>	<b>New York</b>	.....	.....	<b>Manchester</b>	<b>Boston</b>	.....	.....	<b>Manchester</b>	<b>New York</b>	.....	.....
<b>Unit</b> .....	<b>Pound</b>	<b>Pound</b>	.....	.....	<b>Piece</b>	<b>Yard</b>	.....	.....	<b>Piece</b>	<b>Yard</b>	.....	.....
<b>Base price.</b>	£ s. d.	Dolls.	.....	.....	£ s. d.	Dolls.	.....	.....	£ s. d.	Dolls.	.....	.....
	0 0 7.27	0.1312	.....	.....	0 17 4.96	0.0335	.....	.....	0 15 3.96	0.0582	.....	.....
<b>1916—Year</b> .....	0 0 8.94	.1447	123	110	0 19 11.71	.0419	115	125	0 17 4.96	.0676	114	116
<b>Quarters—</b>												
<b>First</b> .....	0 0 7.86	.1203	108	92	0 18 6	.0347	106	104	0 15 9	.0531	103	91
<b>Second</b> .....	0 0 8.16	.1264	112	96	0 18 6.67	.0385	107	115	0 15 9.67	.0625	103	107
<b>Third</b> .....	0 0 8.69	.1447	120	110	0 19 5.67	.0412	112	123	0 16 8.67	.0684	109	118
<b>Fourth</b> .....	0 0 11.03	.1881	152	143	1 3 4.50	.0531	134	158	1 1 4.50	.0863	139	148
<b>Months—</b>												
<b>January</b> .....	0 0 7.75	.1240	107	95	0 18 6	.0340	105	101	0 15 9	.0525	103	90
<b>February</b> .....	0 0 8.08	.1174	111	89	0 18 6	.0347	106	104	0 15 9	.0531	103	91
<b>March</b> .....	0 0 7.75	.1194	107	91	0 18 6	.0355	106	106	0 15 9	.0538	103	92
<b>April</b> .....	0 0 7.83	.1206	108	92	0 18 2	.0378	104	113	0 15 5	.0613	101	105
<b>May</b> .....	0 0 8.17	.1291	112	98	0 18 6	.0392	106	117	0 15 9	.0638	103	110
<b>June</b> .....	0 0 8.47	.1294	117	99	0 19 0	.0386	109	115	0 16 3	.0625	106	107
<b>July</b> .....	0 0 8.21	.1304	113	99	0 18 9	.0386	108	115	0 15 0	.0650	104	112
<b>August</b> .....	0 0 8.40	.1454	116	111	0 19 2	.0403	110	120	0 16 5	.0663	107	114
<b>September</b> .....	0 0 9.47	.1584	130	121	1 0 6	.0448	118	134	0 17 9	.0738	116	127
<b>October</b> .....	0 0 9.95	.1812	137	138	1 1 3	.0500	122	149	0 19 0	.0800	124	137
<b>November</b> .....	0 0 11.03	.2006	152	153	1 3 7.50	.0550	136	164	1 1 7.50	.0888	141	153
<b>December</b> .....	0 1 0.11	.1824	167	139	1 5 3	.0543	145	162	1 3 6	.0900	153	155
<b>1917—Year</b> .....	0 1 4.28	.2350	224	179	1 10 1.25	.0663	173	198	1 9 2.57	.1053	191	181
<b>Quarters—</b>												
<b>First</b> .....	0 0 11.13	.1752	153	134	1 3 11.67	.0519	138	155	1 2 6.67	.0833	147	143
<b>Second</b> .....	0 1 1.30	.2207	183	168	1 4 9.33	.0626	142	187	1 4 3	.0996	158	171
<b>Third</b> .....	0 1 6.90	.2499	260	190	1 11 7	.0707	181	211	1 11 0	.1138	202	196
<b>Fourth</b> .....	0 1 9.77	.2944	299	224	2 0 1	.0802	230	239	1 19 1	.1246	255	214
<b>Months—</b>												
<b>January</b> .....	0 0 10.88	.1763	150	134	1 4 6	.0541	141	161	1 2 9	.0850	148	146
<b>February</b> .....	0 0 11.03	.1631	152	124	1 3 9	.0509	136	152	1 2 6	.0800	147	137
<b>March</b> .....	0 0 11.49	.1859	158	142	1 3 8	.0510	136	152	1 2 5	.0850	146	146
<b>April</b> .....	0 1 0.69	.2033	175	155	1 3 10	.0566	137	169	1 3 0	.0925	150	159
<b>May</b> .....	0 1 0.96	.2076	178	158	1 4 0	.0603	138	180	1 3 6	.0963	153	165
<b>June</b> .....	0 1 2.25	.2545	196	194	1 6 6	.0693	152	207	1 6 3	.1100	171	189
<b>July</b> .....	0 1 7.10	.2612	263	199	1 11 3	.0725	179	216	1 11 0	.1188	202	204
<b>August</b> .....	0 1 7.35	.2586	266	197	1 11 6	.0713	181	213	1 11 0	.1150	202	198
<b>September</b> .....	0 1 6.25	.2271	251	173	1 12 0	.0688	184	205	1 11 0	.1075	202	185
<b>October</b> .....	0 1 8.37	.2813	280	214	1 14 6	.0744	198	222	1 13 6	.1125	219	193
<b>November</b> .....	0 1 10.27	.2991	307	228	1 19 6	.0800	227	239	1 18 6	.1263	251	217
<b>December</b> .....	0 1 10.68	.3060	312	233	2 6 3	.0850	266	254	2 5 3	.1350	295	232
<b>1918—Year</b> .....	0 1 11.41	.3178	322	242	3 1 1.50	.1151	351	344	2 19 2	.1752	386	301
<b>Quarters—</b>												
<b>First</b> .....	0 1 11.79	.3267	327	249	2 11 10	.1048	298	313	2 10 8	.1492	331	256
<b>Second</b> .....	0 1 11.12	.3001	318	229	2 17 1	.1296	328	387	2 15 7	.1958	363	336
<b>Third</b> .....	0 1 11.21	.3362	319	256	3 5 1	.1213	374	362	3 3 0	.1856	411	319
<b>Fourth</b> .....	0 1 11.54	.3090	324	236	3 10 6	.1060	405	316	3 7 5	.1675	440	288
<b>Months—</b>												
<b>January</b> .....	0 1 11.62	.3236	324	247	2 11 0	.0888	293	265	2 10 0	.1350	326	232
<b>February</b> .....	0 1 11.68	.3185	326	243	2 12 0	.1031	299	308	2 11 0	.1475	333	253
<b>March</b> .....	0 2 0.17	.3386	333	258	2 12 6	.1190	302	355	2 11 0	.1650	333	284
<b>April</b> .....	0 2 1.16	.3172	346	242	2 16 0	.1306	322	399	2 15 0	.1925	359	331
<b>May</b> .....	0 1 10.04	.2749	303	210	2 16 3	.1281	323	382	2 14 9	.1900	357	326
<b>June</b> .....	0 1 10.17	.3039	305	232	2 19 0	.1300	339	388	2 17 0	.2050	372	352
<b>July</b> .....	0 1 10.92	.3123	315	238	3 1 6	.1300	353	388	2 19 6	a. 1767	388	301
<b>August</b> .....	0 1 8.80	.3446	286	263	3 2 3	.1242	358	371	3 0 3	a. 1800	393	309
<b>September</b> .....	0 2 1.90	.3578	356	273	3 11 6	.1125	411	336	3 3 3	.2000	452	344
<b>October</b> .....	0 1 1.24	.3249	347	248	3 14 6	.1125	428	336	3 11 3	(b)	465	c.322
<b>November</b> .....	0 1 11.56	.2953	324	225	3 11 0	.1125	408	336	3 8 0	.1750	444	301
<b>December</b> .....	0 1 9.81	.3042	300	232	3 6 0	.0963	379	287	3 3 0	.1600	411	275

a Maximum price.

b No quotation.

c Interpolated.

## WHOLESALE PRICES IN THE UNITED KINGDOM AND THE UNITED STATES, BY MONTHS, QUARTERS, AND YEARS, 1913-1918—Continued.

	Cotton yarn, first series.				Cotton yarn, second series.				Creosote oil.			
	Actual price.		Relative price.		Actual price.		Relative price.		Actual price.		Relative price.	
	U. K.	U. S.	U. K.	U. S.	U. K.	U. S.	U. K.	U. S.	U. K.	U. S.	U. K.	U. S.
	Market... Unit.....	Manchester Pound.....	New York. Pound.....	.....	.....	Manchester Pound.....	New York. Pound.....	.....	.....	Manchester Gallon....	General U. S. Gallon....	.....
Base price.	£ s. d. 0 1 5.48	Dolls. 0.5783	.....	.....	£ s. d. 0 0 10.18	Dolls. 0.3142	.....	.....	£ s. d. 0 0 3.18	Dolls. 0.0700	.....	.....
1913—Year....	0 1 5.58	.5783	101	100	0 0 10.24	.3150	101	100	0 0 2.90	.0700	91	100
Quarters—												
First.....	0 1 5.21	.5467	98	95	0 0 10.21	.3300	100	105	0 0 2.98	.0700	94	100
Second....	0 1 5.46	.5933	100	103	0 0 10.10	.3200	99	102	0 0 2.79	.0700	88	100
Third.....	0 1 5.54	.5900	100	102	0 0 10.10	.2800	99	89	0 0 2.67	.0700	84	100
Fourth....	0 1 6.09	.5833	103	101	0 0 10.52	.3300	103	105	3.17	.0700	100	100
Months—												
January...	0 1 5.25	.5200	99	90	0 0 10.38	.3300	102	105	0 0 3	.0700	94	100
February..	0 1 5.25	.5200	99	90	0 0 10.19	.3300	100	105	0 0 3	.0700	94	100
March.....	0 1 5.13	.6000	98	104	0 0 10.06	.3300	99	105	0 0 2.94	.0700	92	100
April.....	0 1 5.38	.6000	99	104	0 0 10.25	.3300	101	105	0 0 2.88	.0700	91	100
May.....	0 1 5.50	.5900	100	102	0 0 10.06	.3300	99	105	0 0 2.75	.0700	86	100
June.....	0 1 5.50	.5900	100	102	0 0 10	.3000	98	95	0 0 2.75	.0700	86	100
July.....	0 1 5.38	.5900	99	102	0 0 9.94	.2800	98	89	0 0 2.75	.0700	86	100
August....	0 1 5.25	.5900	99	102	0 0 9.81	.2800	96	89	0 0 2.75	.0700	86	100
September	0 1 6	.5900	103	102	0 0 10.56	.2800	104	89	0 0 2.50	.0700	79	100
October...	0 1 6.13	.5900	104	102	0 0 10.75	.3300	106	105	0 0 3.13	.0700	98	100
November..	0 1 6.13	.5900	104	102	0 0 10.38	.3300	102	105	0 0 3.13	.0700	98	100
December..	0 1 6	.5700	103	99	0 0 10.44	.3300	103	105	0 0 3.25	.0700	102	100
1914—Year....	0 1 4.12	.5517	92	95	0 0 9.80	.3000	91	95	0 0 3.45	.0700	108	100
Quarters—												
First.....	0 1 5.25	.5700	99	99	0 0 9.98	.3300	98	105	0 0 3.38	.0700	106	100
Second....	0 1 5.04	.5700	98	99	0 0 10.13	.3167	100	101	0 0 3.50	.0700	110	100
Third.....	0 1 4.33	.5700	93	99	0 0 9.54	.2967	94	94	0 0 3.50	.0700	110	100
Fourth....	0 1 1.84	.4967	79	86	0 0 7.55	.2567	74	82	0 0 3.42	.0700	108	100
Months—												
January...	0 1 5.75	.5700	102	99	0 0 10.19	.3300	100	105	0 0 3.25	.0700	102	100
February..	0 1 5.25	.5700	99	99	0 0 10	.3300	98	105	0 0 3.38	.0700	106	100
March.....	0 1 4.75	.5700	96	99	0 0 9.75	.3300	96	105	0 0 3.50	.0700	110	100
April.....	0 1 5	.5700	97	99	0 0 9.94	.3300	98	105	0 0 3.50	.0700	110	100
May.....	0 1 5	.5700	97	99	0 0 9.94	.3100	98	99	0 0 3.50	.0700	110	100
June.....	0 1 5.13	.5700	98	99	0 0 10.50	.3100	103	99	0 0 3.50	.0700	110	100
July.....	0 1 4.75	.5700	96	99	0 0 9.88	.3000	97	95	0 0 3.50	.0700	110	100
August....	0 1 4.25	.5700	93	99	0 0 9.50	.3000	93	95	0 0 3.50	.0700	110	100
September	0 1 4	.5700	92	99	0 0 9.25	.2900	91	92	0 0 3.50	.0700	110	100
October...	0 1 2.13	.5400	81	93	0 0 8.38	.2700	82	86	0 0 3.50	.0700	110	100
November..	0 1 2.13	.4750	81	82	0 0 7.38	.2550	73	81	0 0 3.50	.0700	110	100
December..	0 1 1.25	.4750	76	82	0 0 6.88	.2450	68	78	0 0 3.25	.0700	102	100
1915—Year....	0 1 2.15	.5242	81	91	0 0 8.68	.2738	85	87	0 0 2.88	.0700	91	100
Quarters—												
First.....	0 1 1.17	.4750	75	82	0 0 7.34	.2383	72	76	0 0 3.09	.0700	97	100
Second....	0 1 1.83	.4817	79	83	0 0 8.09	.2667	80	85	0 0 2.90	.0700	92	100
Third.....	0 1 1.46	.5183	77	90	0 0 8.55	.2700	84	86	0 0 2.75	.0700	86	100
Fourth....	0 1 4.13	.6217	92	108	0 0 10.73	.3200	105	102	0 0 2.75	.0700	86	100
Months—												
January...	0 1 0.88	.4750	74	82	0 0 7	.2450	69	78	0 0 3.25	.0700	102	100
February..	0 1 1.25	.4750	76	82	0 0 7.38	.2350	73	75	0 0 3.13	.0700	98	100
March.....	0 1 1.38	.4750	77	82	0 0 7.63	.2350	75	75	0 0 2.88	.0700	91	100
April.....	0 1 2.50	.4750	83	82	0 0 8.25	.2600	81	83	0 0 2.88	.0700	91	100
May.....	0 1 1.50	.4850	77	84	0 0 7.88	.2700	77	86	0 0 2.88	.0700	91	100
June.....	0 1 1.50	.4850	77	84	0 0 8.13	.2700	80	86	0 0 3.00	.0700	94	100
July.....	0 1 1.38	.4850	77	84	0 0 8.13	.2700	80	86	0 0 2.75	.0700	86	100
August....	0 1 1.13	.4850	75	84	0 0 8.38	.2700	82	86	0 0 2.75	.0700	86	100
September	0 1 1.88	.5850	79	101	0 0 9.13	.2700	90	86	0 0 2.75	.0700	86	100
October...	0 1 3.50	.6350	89	110	0 0 10.63	.3150	104	100	0 0 2.75	.0700	86	100
November..	0 1 4	.6150	92	106	0 0 10.56	.3225	104	103	0 0 2.75	.0700	86	100
December..	0 1 4.88	.6150	97	106	0 0 11	.3225	108	103	0 0 2.75	.0700	86	100

WHOLESALE PRICES IN THE UNITED KINGDOM AND THE UNITED STATES, [BY MONTHS, QUARTERS, AND YEARS, 1913-1918—Continued.]

Market... Unit.....	Cotton yarn, first series.				Cotton yarn, second series.				Creosote, oil.			
	Actual price.		Relative price.		Actual price.		Relative price.		Actual price.		Relative price.	
	U. K.	U. S.	U. K.	U. S.	U. K.	U. S.	U. K.	U. S.	U. K.	U. S.	U. K.	U. S.
Base price.	£ 0 1 5.48	Dolls. 0.5783			£ 0 0 10.18	Dolls. 0.3142			£ 0 0 3.18	Dolls. 0.0700		
1916—Year....	0 1 11.61	.8004	135	138	0 1 1.74	.4019	135	128	0 0 2.26	.0700	71	100
Quarters—												
First.....	0 1 7.83	.6550	113	113	0 1 0.67	.3442	124	110	0 0 2.50	.0700	79	100
Second.....	0 1 8.29	.7017	116	121	0 1 0.75	.3750	125	119	0 0 2.17	.0700	68	100
Third.....	0 1 9.63	.8200	124	142	0 1 1.29	.4100	131	131	0 0 2.	.0700	63	100
Fourth.....	0 2 8.67	1.0250	187	177	0 1 4.25	.4783	160	152	0 0 2.38	.0700	75	100
Months—												
January....	0 1 7.	.6550	109	113	0 1 0.63	.3225	124	103	0 0 2.50	.0700	79	100
February....	0 1 7.50	.6550	112	113	0 1 0.63	.3550	124	113	0 0 2.50	.0700	79	100
March.....	0 1 9.	.6550	120	113	0 1 0.75	.3550	125	113	0 0 2.50	.0700	79	100
April.....	0 1 7.88	.6550	114	113	0 1 0.88	.3550	122	113	0 0 2.25	.0700	71	100
May.....	0 1 8.25	.7100	116	123	0 1 0.88	.3550	127	123	0 0 2.25	.0700	71	100
June.....	0 1 8.75	.7400	119	128	0 1 1.	.3850	128	123	0 0 2.	.0700	63	100
July.....	0 1 8.75	.7900	119	137	0 1 0.75	.3850	125	123	0 0 2.	.0700	63	100
August.....	0 1 9.13	.8350	121	144	0 1 1.	.4150	128	132	0 0 2.	.0700	63	100
September....	0 1 11.	.8350	132	144	0 1 2.13	.4300	139	137	0 0 2.	.0700	63	100
October.....	0 2 4.	.9750	160	169	0 1 2.75	.4600	145	146	0 0 2.	.0700	63	100
November.....	0 2 11.	1.0250	200	177	0 1 4.38	.4800	161	153	0 0 2.38	.0700	75	100
December....	0 2 11.	1.0750	200	186	0 1 5.63	.4950	173	158	0 0 2.75	.0700	86	100
1917—Year....	0 3 4.17	1.0792	230	187	0 1 10.26	.6200	219	197	0 0 3.67	.0700	115	100
Quarters—												
First.....	0 3 0.	1.0417	206	180	0 1 4.88	.5800	166	185	0 0 3.50	.0700	110	100
Second.....	0 3 1.17	.9917	213	171	0 1 5.50	.5800	172	185	0 0 3.67	.0700	115	100
Third.....	0 3 7.08	1.1583	246	200	0 2 0.25	.6500	238	207	0 0 3.75	.0700	118	100
Fourth.....	0 3 8.42	1.1250	254	195	0 2 6.42	.6700	239	213	3.75	.0700	118	100
Months—												
January....	0 2 11.50	1.1250	203	195	0 1 5.13	.5800	163	185	0 0 3.50	.0700	110	100
February....	0 3 0.25	1.0250	207	177	0 1 4.75	.5800	165	185	0 0 3.50	.0700	110	100
March.....	0 3 0.25	.9750	207	169	0 1 4.75	.5800	165	185	0 0 3.50	.0700	110	100
April.....	0 3 0.50	.8750	209	151	0 1 4.75	.5800	165	185	0 0 3.50	.0700	110	100
May.....	0 3 1.	1.0500	212	182	0 1 4.75	.5800	165	185	0 0 3.75	.0700	118	100
June.....	0 3 2.	1.0500	217	182	0 1 7.	.5800	187	185	0 0 3.75	.0700	118	100
July.....	0 3 5.50	1.1250	237	195	0 2 0.	.6500	236	207	0 0 3.75	.0700	118	100
August.....	0 3 8.25	1.1750	253	203	0 2 0.50	.6500	241	207	0 0 3.75	.0700	118	100
September....	0 3 7.50	1.1750	249	203	0 2 0.25	.6500	238	207	0 0 3.75	.0700	118	100
October.....	0 3 8.	1.1250	252	195	0 2 2.50	.6500	260	207	0 0 3.75	.0700	118	100
November.....	0 3 8.	1.1250	252	195	0 2 5.75	.6800	292	216	0 0 3.75	.0700	118	100
December....	0 3 9.25	1.1250	259	195	0 2 11.	.6800	344	216	0 0 3.75	.0700	118	100
1918—Year....	0 4 10.36	1.2917	334	223	0 3 10.48	.....	457	.....	0 0 3.75	.0900	118	129
Quarters—												
First.....	0 3 11.17	1.1600	270	201	0 3 3.	.7067	383	225	0 0 3.75	.0900	118	129
Second.....	0 4 5.92	1.2033	309	208	0 3 8.	.7700	432	245	0 0 3.75	.0900	118	129
Third.....	0 5 3.83	1.3133	365	227	0 4 3.58	.7900	507	251	0 0 3.75	.0900	118	129
Fourth.....	0 5 8.50	1.4900	392	258	0 4 3.33	.....	504	.....	0 0 3.75	.0900	118	129
Months—												
January....	0 3 11.50	1.1600	272	201	0 3 2.	.6800	373	216	0 0 3.75	.0900	118	129
February....	0 3 9.75	1.1600	262	201	0 3 3.	.7200	393	229	0 0 3.75	.0900	118	129
March.....	0 4 0.25	1.1600	276	201	0 3 4.	.7200	393	229	0 0 3.75	.0900	118	129
April.....	0 4 4.50	1.1600	300	201	0 3 7.	.7600	422	242	0 0 3.75	.0900	118	129
May.....	0 4 5.	1.2250	303	212	0 3 7.	.7600	422	242	0 0 3.75	.0900	118	129
June.....	0 4 8.25	1.2250	322	212	0 3 10.	.7900	452	251	0 0 3.75	.0900	118	129
July.....	0 5 1.	1.2250	349	212	0 4 1.50	.7900	486	251	0 0 3.75	.0900	118	129
August.....	0 5 4.	a 1.2250	366	212	0 4 2.	(b) 491	(b) 543	.....	0 0 3.75	.0900	118	129
September....	0 5 6.50	1.4900	390	258	0 4 7.25	(b) 543	(b) 590	.....	0 0 3.75	.0900	118	129
October.....	0 5 9.	1.4900	395	258	0 4 9.	.....	500	.....	0 0 3.75	.0900	118	129
November.....	0 5 9.	1.4900	395	258	0 4 6.	.....	530	.....	0 0 3.75	.0900	118	129
December....	0 5 7.50	1.4900	386	258	0 3 7.	.....	422	.....	0 0 3.75	.0900	118	129

a Maximum price set.

b No quotation.

## WHOLESALE PRICES IN THE UNITED KINGDOM AND THE UNITED STATES, BY MONTHS, QUARTERS, AND YEARS, 1913-1918—Continued.

Market . . . Unit . . .	Ducks.				Eggs, first quality.				Flour.				
	Actual price.		Relative price.		Actual price.		Relative price.		Actual price.		Relative price.		
	U. K.	U. S.	U. K.	U. S.	U. K.	U. S.	U. K.	U. S.	U. K.	U. S.	U. K.	U. S.	
	London . . .	New York . . .	London . . .	New York . . .	Manchester and London . . .	Minneapolis . . .	Head . . .	Pound . . .	10 dozen . . .	Dozen . . .	280 lbs . . .	Bbl. of 196 lbs. . .	Base price . . .
	£ s. d.	Dolls.	£ s. d.	Dolls.	£ s. d.	Dolls.	£ s. d.	Dolls.	£ s. d.	Dolls.	£ s. d.	Dolls.	
	0 5 0.63	0.1554		0 13 10.67	0.2687		1 8 6.75	4.5699					
1913—Year . . .	0 5 0.13	.1613	99 104	0 13 5.50	.2468	97 92	1 9 3.50	4.5837	103 100				
Quarters—													
First . . .	0 5 2	.1817	102 117	0 12 4	.2197	89 82	1 9 6	4.5884	103 98				
Second . . .	0 6 4	.1633	125 105	0 9 9.33	.1931	70 72	1 9 10	4.7096	104 103				
Third . . .	0 4 2.50	.1467	83 94	0 12 9.33	.2317	92 86	1 9 6	4.6833	103 102				
Fourth . . .	0 4 4	.1533	86 99	0 18 11.33	.3427	136 128	1 8 4	4.4746	99 98				
Months—													
January . . .	0 5 0	.1450	99 93	0 13 11	.2463	100 92	1 9 0	4.4813	102 98				
February . . .	0 4 6	.2000	89 129	0 13 1	.2225	94 83	1 9 6	4.5188	103 99				
March . . .	0 6 0	.2000	119 129	0 10 0	.1963	72 73	1 10 0	4.3750	105 96				
April . . .	0 8 0	.2000	158 129	0 9 2	.1863	66 69	1 9 0	4.6100	102 101				
May . . .	0 5 6	.1500	109 97	0 10 0	.2000	72 74	1 10 6	4.6563	107 102				
June . . .	0 5 6	.1400	109 90	0 10 2	.1913	73 71	1 10 0	4.8625	105 106				
July . . .	(a)	.1500	b 96 97	0 11 3	.1906	81 71	1 10 0	4.7700	105 104				
August . . .	0 4 3	.1500	84 97	0 12 11	.2310	93 86	1 9 6	4.7000	103 103				
September . . .	0 3 6	.1400	69 90	0 14 2	.2738	102 102	1 9 0	4.5800	102 100				
October . . .	0 4 0	.1500	79 97	0 17 1	.2900	123 108	1 8 6	4.4563	100 98				
November . . .	0 4 6	.1500	89 97	0 10 10	.3800	150 141	1 8 6	4.4875	100 98				
December . . .	0 4 6	.1600	89 103	0 18 11	.3488	136 130	1 8 0	4.4800	98 98				
1914—Year . . .	0 4 7.75	.1552	92 100	0 14 11.50	.2660	108 99	1 11 4.64	5.0962	110 112				
Quarters—													
First . . .	0 5 6	.1700	109 109	0 13 7	.2974	98 111	1 8 0	4.5708	98 100				
Second . . .	0 6 2	.1517	122 98	0 10 3	.2031	74 76	1 8 5	4.5508	99 100				
Third . . .	3 4	.1550	66 100	0 14 1	.2371	101 88	1 12 9	5.3488	115 117				
Fourth . . .	0 3 7	.1442	71 93	1 1 11	.3263	158 121	1 16 10	5.8625	129 128				
Months—													
January . . .	5 0	.1600	99 103	0 16 8	.3330	120 124	1 8 0	4.5000	98 98				
February . . .	0 5 6	.1700	109 109	0 13 11	.2888	100 107	1 8 0	4.5875	98 100				
March . . .	0 6 0	.1800	119 116	0 10 2	.2616	73 97	1 8 0	4.6250	98 101				
April . . .	0 6 6	.1800	129 116	0 10 0	.1985	72 74	1 8 3	4.5500	99 100				
May . . .	0 7 6	.1400	148 90	0 10 2	.2038	73 76	1 8 0	4.6125	98 101				
June . . .	0 4 6	.1350	89 87	0 10 7	.2069	76 77	1 9 0	4.4900	102 98				
July . . .	0 3 6	.1650	69 106	0 11 3	.2125	81 79	1 8 6	4.5938	100 101				
August . . .	0 3 3	.1550	64 100	0 15 10	.2415	114 90	(a)	5.5125 <sup>b116</sup>	121 121				
September . . .	0 3 3	.1450	64 93	0 15 2	.2563	109 95	1 17 0	5.9400	130 130				
October . . .	0 3 6	.1650	69 106	0 18 11	.2665	136 99	1 16 0	5.7563	126 126				
November . . .	0 3 6	.1350	69 87	1 2 1	.3500	145 130	1 16 0	5.8813	126 129				
December . . .	0 3 9	.1325	74 85	1 4 9	.3775	178 140	1 18 6	5.9500	135 130				
1915—Year . . .	0 4 7	.1535	91 99	0 17 11.67	.2597	129 97	2 7 2	6.6630	165 146				
Quarters—													
First . . .	0 4 10	.1825	96 117	0 16 8.67	.2806	120 104	2 6 8	7.3492	163 161				
Second . . .	0 4 10	.1350	96 87	0 13 1.33	.2027	94 75	2 12 4	7.3942	183 162				
Third . . .	0 4 4	.1417	86 91	0 16 9.67	.2208	121 82	2 4 4	6.2242	155 136				
Fourth . . .	0 4 4	.1550	86 100	1 5 3	.3293	182 123	2 5 4	5.7479	159 126				
Months—													
January . . .	0 5 0	.1725	99 111	0 19 7	.3655	141 136	2 1 0	6.8563	144 150				
February . . .	0 4 6	.1750	89 113	0 16 10	.2588	121 96	2 7 0	7.7063	165 169				
March . . .	0 5 0	.2000	99 129	0 13 9	.1963	99 73	2 12 0	7.4850	182 164				
April . . .	0 5 0	.1450	99 93	0 11 8	.2116	84 79	2 11 0	7.7063	179 169				
May . . .	0 4 0	.1250	99 80	0 12 8	.1993	91 74	2 14 0	7.8813	189 172				
June . . .	0 4 6	.1350	89 87	0 15 0	.1981	108 74	2 12 0	6.5950	182 144				
July . . .	0 4 6	.1350	89 87	0 15 0	.1955	108 73	2 4 0	7.0313	153 154				
August . . .	0 4 0	.1350	79 87	0 15 10	.2163	114 80	2 5 0	6.3100	158 138				
September . . .	0 4 6	.1550	89 100	0 19 7	.2569	141 96	2 4 0	5.3313	154 117				
October . . .	0 4 0	.1700	79 109	1 1 5	.2980	154 111	2 3 0	5.5188	151 121				
November . . .	0 4 0	.1500	79 97	1 5 7	.3575	184 133	2 6 0	5.5000	161 120				
December . . .	0 5 0	.1450	99 93	1 8 9	.3380	207 126	2 7 0	6.2250	165 136				

a No quotation.

b Interpolated.

WHOLESALE PRICES IN THE UNITED KINGDOM AND THE UNITED STATES, BY MONTHS, QUARTERS, AND YEARS, 1913-1918—Continued.

Market Unit	Ducks.				Eggs, first quality.				Flour.						
	Actual price.		Relative price.		Actual price.		Relative price.		Actual price.		Relative price.				
	U. K.	U. S.	U. K.	U. S.	U. K.	U. S.	U. K.	U. S.	U. K.	U. S.	U. K.	U. S.			
Base price.	£ 5 0	s. 6	d. 0.63	Dolls. 0.1554	£ 0 13	s. 10.67	Dolls. 0.2687	£ 1 8	s. 6.75	Dolls. 4.5699					
1916—Year	0 5	5 5.0		.1746	108	112	1 2	3 0.8	.2945	160	110	2 12	4 7.2639	183	159
Quarters—															
First	0 5	8		.1950	112	125	0 19	5 3.3	.2602	140	97	2 12	8 6.3217	184	138
Second	0 6	6		.1733	129	112	0 15	11 3.3	.2213	115	82	2 8	0 6.0571	168	133
Third	0 4	8		.1617	92	104	1 1	3 6.7	.2871	153	107	2 10	0 7.3767	175	161
Fourth	0 5	0		.1683	99	108	1 12	4 .4073	.233	152	2 18	8 9.2621	205	203	
Months—															
January	0 5	6		.1750	109	113	1 2	6 .3094	.162	115	2 10	0 6.6438	175	145	
February	0 5	6		.2000	109	129	0 18	4 .2569	.132	96	2 14	0 6.4400	189	141	
March	0 6	0		.2100	119	135	0 17	6 .2144	.126	80	2 14	0 5.8813	189	129	
April	0 7	0		.2100	139	135	0 15	2 .2145	.109	80	2 9	0 6.2188	172	136	
May	0 7	0		.1500	139	97	0 15	2 .2244	.109	84	2 8	0 6.1900	168	135	
June	0 5	6		.1600	109	103	0 17	6 .2266	.126	84	2 7	0 5.7625	165	126	
July	0 5	0		.1600	99	103	0 18	4 .2510	.132	93	2 3	0 6.1000	151	133	
August	0 4	6		.1600	89	103	1 1	0 .2825	.151	105	2 12	0 7.6050	182	166	
September	0 4	6		.1650	89	106	1 4	7 .3270	.177	122	2 15	0 8.4250	193	184	
October	0 4	6		.1750	89	113	1 6	10 .3425	.193	127	2 17	0 9.2800	200	203	
November	0 5	0		.1650	99	106	1 14	7 .4063	.249	151	3 0	0 9.8250	210	215	
December	0 5	6		.1650	109	106	1 15	7 .4600	.256	171	2 19	0 8.6813	207	190	
1917—Year	0 6	10.20		.2021	136	130	1 8	8 1.7	.4015	207	149	2 15	9 11.3909	195	249
Quarters—															
First	0 6	6.46		.2117	129	136	1 5	4 .3981	.182	148	2 19	4 9.2981	208	203	
Second	0 7	6.55		.1900	149	122	1 1	2 6.7	.3410	153	127	3 1	0 13.5731	214	297
Third	0 6	0.92		.1867	120	120	1 7	6 6.7	.3781	198	141	2 19	10 12.3904	210	271
Fourth	0 7	4.15		.2200	145	142	2 0	7 3.3	.4888	292	182	2 4	3 10.3404	155	226
Months—															
January	0 6	0		.1950	119	125	1 9	2 .4638	.210	173	2 19	0 9.2150	207	202	
February	0 6	7.50		.2200	131	142	1 6	5 .4456	.190	166	2 19	3 9.0688	207	198	
March	0 7	1.50		.2200	141	142	1 0	5 .3075	.147	114	2 19	3 9.6313	209	211	
April	0 7	10		.2200	155	142	1 0	5 .3369	.147	125	3 0	0 11.6180	210	254	
May	0 7	10.50		.1700	155	109	1 1	10 .3550	.157	132	3 1	6 14.8800	215	326	
June	0 7	0		.1800	139	116	1 1	5 .3330	.154	124	3 1	6 13.8938	215	304	
July	0 6	3		.1800	124	116	1 5	5 .3431	.183	128	(a)	12 7.5000	212	279	
August	0 6	0		.1800	119	116	1 7	1 .3788	.195	141	2 19	9 13.0688	209	286	
September	0 6	0		.2000	119	129	1 10	2 .4055	.217	151	3 0	0 11.2625	210	246	
October	0 6	4.80		.2200	127	142	1 15	7 .4088	.256	152	2 4	3 10.6000	155	232	
November	0 6	1.50		.2100	121	135	2 1	8 .4738	.300	176	2 4	3 10.2250	155	224	
December	0 9	9		.2300	193	148	2 4	7 .5650	.321	210	2 4	3 10.1313	155	222	
1918—Year				.3030		195	2 7	4 1.7	.4827	341	180	2 4	3 10.1407	155	222
Quarters—															
First	0 9	10.62		.3258	196	210	2 2	2 2.67	.5288	304	197	2 4	3 10.1538	155	222
Second	0 12	0		.2942	238	189	1 17	10 6.7	.3498	273	130	2 4	3 9.7942	155	214
Third				.2912		187	2 6	10 3.3	.4373	337	163	2 4	3 10.3992	155	228
Fourth				.3008		194	3 2	5 .6150	.449	229	2 4	3 10.2100	155	223	
Months—															
January	0 8	8.4		.2825	172	182	2 5	0 .6481	.324	241	2 4	3 10.0850	155	221	
February	0 11	6		.3388	228	218	2 3	9 .6038	.315	225	2 4	3 10.3000	155	225	
March	0 9	9		.3500	193	225	1 17	11 .3735	.273	139	2 4	3 10.0938	155	221	
April	0 12	0		.3500	238	225	1 15	7 .3463	.256	129	2 4	3 9.9850	155	219	
May	0 12	0		.2938	238	189	1 16	5 .3494	.262	130	2 4	3 9.5250	155	208	
June	0 12	0		.2500	238	161	2 1	8 .3530	.300	131	2 4	3 9.8250	155	215	
July	0 11	2.40		.2688	222	173	2 5	7 .4138	.328	154	2 4	3 10.7120	155	234	
August	(c)			.2850		183	2 5	5 .4290	.327	160	2 4	3 10.2100	155	223	
September				.3213		207	2 9	7 .4713	.357	175	2 4	3 10.2100	155	223	
October				.2913		187	3 0	0 .5281	.432	197	2 4	3 10.2100	155	223	
November				.3000		193	3 14	4 .6430	.535	239	2 4	3 10.2100	155	223	
December				.3113		200	2 12	11 .6669	.381	248	2 4	3 10.2100	155	223	

a No quotation.

b Interpolated.

c Beginning August, 1918; maximum price set, 12.10d. per lb

WHOLESALE PRICES IN THE UNITED KINGDOM AND THE UNITED STATES, BY MONTHS, QUARTERS, AND YEARS, 1913-1918—Continued.

Market .. Unit..... Base price.	Fowls.				Fustic.				Gambier.			
	Actual price.		Relative price.		Actual price.		Relative price.		Actual price.		Relative price.	
	U. K.	U. S.	U. K.	U. S.	U. K.	U. S.	U. K.	U. S.	U. K.	U. S.	U. K.	U. S.
	London....	New York. Pound	.....	.....	London....	New York. Ton.....	.....	.....	London....	New York. Pound	.....	.....
	£ s. d.	Dolls.			£ s. d.	Dolls.			£ s. d.	Dolls.		
	0 4 11.75	0.1661			5 2 6	12.0000			1 1 8.75	0.0444		
1913—Year.....	0 4 11.75	.1678	106	101	5 2 6	12.0000	100	100	1 1 8.75	.0465	105	105
Quarters—												
First.....	0 5 6	.1641	117	99	5 2 6	12.0000	100	100	1 2 7	.0488	109	110
Second.....	0 5 10	.1822	124	110	5 2 6	12.0000	100	100	1 1 11	.0463	106	104
Third.....	0 4 10	.1679	103	101	5 2 6	12.0000	100	100	1 1 4	.0459	103	103
Fourth.....	0 3 9	.1568	80	94	5 2 6	12.0000	100	100	1 1 1	.0450	102	101
Months—												
January...	0 5 6	.1594	117	96	5 2 6	12.0000	100	100	1 2 9	.0488	110	110
February...	0 5 6	.1588	117	96	5 2 6	12.0000	100	100	1 2 6	.0488	109	110
March.....	0 5 6	.1740	117	105	5 2 6	12.0000	100	100	1 2 6	.0488	109	110
April.....	0 6 6	.1875	139	113	5 2 6	12.0000	100	100	1 2 0	.0463	106	104
May.....	0 5 6	.1740	117	105	5 2 6	12.0000	100	100	1 2 0	.0463	106	104
June.....	0 5 6	.1850	117	111	5 2 6	12.0000	100	100	1 1 9	.0463	105	104
July.....	(a)	.1738	b117	105	5 2 6	12.0000	100	100	1 1 6	.0463	104	104
August.....	0 5 6	.1600	117	96	5 2 6	12.0000	100	100	1 1 3	.0463	103	104
September...	0 3 6	.1700	75	102	5 2 6	12.0000	100	100	1 1 3	.0450	103	101
October.....	0 3 9	.1675	80	101	5 2 6	12.0000	100	100	1 1 3	.0450	103	101
November...	0 3 9	.1430	80	86	5 2 6	12.0000	100	100	1 1 0	.0450	101	101
December...	0 3 9	.1600	80	96	5 2 6	12.0000	100	100	1 1 0	.0450	101	101
1914—Year.....	0 4 5.25	.1652	95	99	5 3 11.50	14.0000	101	117	1 1 0.25	.0517	101	116
Quarters—												
First.....	0 5 0	.1676	107	101	5 2 6	12.0000	100	100	1 0 1	.0442	97	100
Second.....	0 5 2	.1720	110	104	5 2 6	12.0000	100	100	1 0 3	.0425	98	96
Third.....	0 4 1	.1732	87	104	5 2 6	14.0000	100	117	1 1 2	.0583	102	131
Fourth.....	0 3 6	.1480	75	89	5 8 4	18.0000	106	150	1 2 4	.0617	108	139
Months—												
January...	0 5 0	.1540	107	93	5 2 6	12.0000	100	100	1 0 3	.0450	98	101
February...	0 5 0	.1825	107	110	5 2 6	12.0000	100	100	1 0 0	.0450	97	101
March.....	0 5 0	.1663	107	109	5 2 6	12.0000	100	100	1 0 0	.0425	97	96
April.....	0 5 6	.1738	117	105	5 2 6	12.0000	100	100	1 0 0	.0425	97	96
May.....	0 5 6	.1744	117	105	5 2 6	12.0000	100	100	1 0 6	.0425	99	96
June.....	0 4 6	.1678	96	101	5 2 6	12.0000	100	100	(a)	.0425	b100	96
July.....	0 4 6	.1749	96	105	5 2 6	12.0000	100	100	1 1 3	.0425	103	96
August.....	0 4 0	.1642	85	101	5 2 6	12.0000	100	100	1 2 0	.0425	106	96
September...	0 3 9	.1775	80	107	5 2 6	18.0000	109	150	1 0 3	.0900	98	203
October.....	0 3 0	.1560	64	94	5 2 6	18.0000	100	150	1 1 0	.0650	101	146
November...	0 3 6	.1481	75	89	5 2 6	18.0000	109	150	1 1 0	.0650	101	146
December...	0 4 0	.1400	85	84	6 0 0	18.0000	117	150	1 5 0	.0550	121	124
1915—Year.....	0 4 4.08	.1616	93	97	6 19 2	19.0000	136	158	1 10 9.25	.0970	148	218
Quarters—												
First.....	0 4 2.67	.1669	90	100	6 16 8	18.0000	133	150	1 4 1	.0517	116	116
Second.....	0 4 10	.1692	103	102	7 0 0	18.0000	137	150	1 8 6	.0796	138	179
Third.....	0 4 4.67	.1587	94	96	7 0 0	18.0000	137	150	1 13 0	.1133	159	255
Fourth.....	0 3 11	.1515	84	91	7 0 0	22.0000	137	183	1 17 6	.1433	181	323
Months—												
January...	0 4 6	.1581	96	95	6 10 0	18.0000	127	150	1 4 6	.0550	118	124
February...	0 4 0	.1694	85	102	7 0 0	18.0000	137	150	1 4 0	.0500	116	113
March.....	0 4 2	.1731	89	104	7 0 0	18.0000	137	150	1 3 9	.0500	115	113
April.....	0 4 4	.1645	92	99	7 0 0	18.0000	137	150	1 3 9	.0800	115	180
May.....	0 5 2	.1813	110	109	7 0 0	18.0000	137	150	1 10 9	.0800	148	180
June.....	0 5 0	.1619	107	97	7 0 0	18.0000	137	150	1 11 0	.0785	150	177
July.....	0 4 10	.1610	103	97	7 0 0	18.0000	137	150	1 12 6	.0800	157	180
August.....	0 4 2	.1575	89	95	7 0 0	18.0000	137	150	1 12 9	.1300	158	293
September...	0 4 2	.1575	89	95	7 0 0	18.0000	137	150	1 13 9	.1300	163	293
October.....	0 3 11	.1585	84	95	7 0 0	22.0000	137	183	1 14 9	.1100	168	248
November...	0 3 10	.1494	82	90	7 0 0	22.0000	137	183	1 17 3	.1500	180	338
December...	0 4 0	.1465	85	88	7 0 0	22.0000	137	183	2 0 6	.1700	195	383

a No quotation.

b Interpolated.



WHOLESALE PRICES IN THE UNITED KINGDOM AND THE UNITED STATES, BY MONTHS, QUARTERS, AND YEARS, 1913-1918—Continued.

	Fowls.				Fustic.				Gambier.			
	Actual price.		Relative price.		Actual price.		Relative price.		Actual price.		Relative price.	
	U. K.	U. S.	U. K.	U. S.	U. K.	U. S.	U. K.	U. S.	U. K.	U. S.	U. K.	U. S.
Market ...	London ...	New York.			London ...	New York.			London ...	New York.		
Unit .....	Head .....	Pound.			Ton .....	Ton.			Cwt .....	Pound.		
Base price.	£ s. d.	Dolls.			£ s. d.	Dolls.			£ s. d.	Dolls.		
	0 4 8.25	0.1661			5 2 6	12.0000			1 0 8.75	0.0444		
1916—Year ...	0 5 0.33	.1876	107	113	12 1 8	27.6667	236	231	2 6 7.75	.1319	225	297
Quarters—												
First .....	0 5 1.33	.1769	109	107	9 6 8	24.0000	182	200	2 10 4	.1667	243	375
Second .....	0 5 9.33	.2028	123	122	10 0 0	26.6667	195	222	2 14 7	.1458	263	328
Third .....	0 4 8.00	.1905	100	115	15 0 0	30.0000	293	250	2 0 10	.1117	197	252
Fourth .....	0 4 6.67	.1803	97	109	14 0 0	30.0000	273	250	2 0 10	.1033	197	233
Months—												
January .....	0 5 0	.1788	107	108	9 0 0	22.0000	176	183	2 9 0	.1700	236	383
February .....	0 5 0	.1725	107	104	9 0 0	25.0000	176	208	2 9 6	.1700	239	383
March .....	0 5 4	.1795	114	108	10 0 0	25.0000	195	208	2 12 6	.1600	253	360
April .....	0 5 6	.2025	117	122	10 0 0	25.0000	195	208	2 17 6	.1600	277	360
May .....	0 6 6	.1950	139	117	10 0 0	25.0000	195	250	2 15 0	.1400	265	315
June .....	0 5 4	.2110	114	127	10 0 0	30.0000	195	250	2 11 3	.1375	247	310
July .....	0 4 10	.1900	103	114	16 0 0	30.0000	312	250	2 9 0	.1200	236	370
August .....	0 4 10	.1850	103	111	15 0 0	30.0000	293	250	1 16 0	.1100	174	248
September .....	0 4 4	.1965	92	118	14 0 0	30.0000	273	250	1 17 6	.1050	181	236
October .....	0 4 4	.1863	92	112	14 0 0	30.0000	273	250	2 0 0	.0950	193	214
November .....	0 4 4	.1675	92	101	14 0 0	30.0000	273	250	2 0 0	.1000	193	225
December .....	0 5 0	.1870	107	113	14 0 0	30.0000	273	250	2 2 6	.1150	205	259
1917—Year ...	0 6 5.96	.2377	139	143	15 8 4	35.4167	301	295	3 0 9.75	.1529	233	344
Quarters—												
First .....	0 6 0.31	.2203	129	133	14 13 4	30.0000	286	250	2 15 2	.1233	266	278
Second .....	0 7 1.69	.2485	152	150	15 0 0	30.0000	293	250	3 5 10	.1517	318	342
Third .....	0 5 9.23	.2447	123	147	15 6 8	30.0000	299	250	2 19 4	.1617	286	364
Fourth .....	0 7 0.62	.2363	150	142	16 13 4	51.6667	325	431	3 2 11	.1750	304	394
Months—												
January .....	0 5 8	.2038	121	123	14 0 0	30.0000	273	250	2 10 0	.1150	241	259
February .....	0 6 0	.2275	128	137	15 0 0	30.0000	293	250	2 10 6	.1200	244	270
March .....	0 6 6	.2295	139	138	15 0 0	30.0000	293	250	3 5 0	.1350	314	304
April .....	0 7 0	.2538	149	153	15 0 0	30.0000	293	250	3 3 9	.1500	308	338
May .....	0 7 1.20	.2475	151	149	15 0 0	30.0000	293	250	3 5 0	.1500	314	338
June .....	0 7 4	.2442	156	147	15 0 0	30.0000	293	250	3 8 9	.1550	332	349
July .....	0 6 5.50	.2238	138	135	15 0 0	30.0000	293	250	3 0 0	.1650	289	372
August .....	0 5 8	.2417	121	146	15 0 0	30.0000	293	250	2 18 0	.1650	280	372
September .....	0 5 2.50	.2685	111	162	16 0 0	30.0000	312	250	3 0 0	.1550	289	349
October .....	0 6 0.80	.2350	129	141	16 0 0	55.0000	312	458	3 1 3	.1650	296	372
November .....	0 6 7	.2238	140	135	16 0 0	50.0000	312	417	3 2 6	.1600	302	360
December .....	0 8 9	.2500	187	151	18 0 0	50.0000	351	417	3 5 0	.2000	314	450
1918—Year ...		.3241		195	20 3 4	46.1667	393	385	3 8 11.25	.2296	333	517
Quarters—												
First .....	0 8 3.85	.3236	178	195	18 0 0	45.0000	351	375	3 5 10	.2167	318	488
Second .....	0 3 5	.3333	73	209	20 0 0	38.0000	390	317	3 12 5	.2633	349	593
Third .....		.3392		204	20 13 4	48.3333	403	403	3 14 2	.2250	358	507
Fourth .....		.3050		184	22 0 0	53.3333	429	444	3 3 4	.2133	306	480
Months—												
January .....	0 10 0	.2525	213	152	18 0 0	45.0000	351	375	3 5 0	.2100	314	473
February .....	0 8 11	.3500	190	211	18 0 0	45.0000	351	375	3 5 0	.2100	314	473
March .....	0 5 7.50	.3600	120	217	18 0 0	45.0000	351	375	3 7 6	.2300	326	518
April .....	0 3 1.60	.3600	67	217	20 0 0	38.0000	390	317	3 12 6	.2600	350	586
May .....	0 3 7.25	.3300	77	199	20 0 0	38.0000	390	317	3 11 0	.2600	343	586
June .....	0 3 7	.3267	76	197	20 0 0	38.0000	390	317	3 13 9	.2700	356	608
July .....	0 2 8.40	.3350	58	202	20 0 0	40.0000	390	333	3 15 0	.2400	362	541
August .....	(a)	.3320		200	20 0 0	45.0000	390	375	3 15 0	.2250	362	507
September .....		.3525		212	22 0 0	60.0000	429	500	3 12 6	.2100	350	473
October .....		.3188		192	22 0 0	50.0000	429	417	3 12 6	.2100	350	473
November .....		.2940		177	22 0 0	55.0000	429	458	3 1 3	.2100	296	473
December .....		.3050		184	22 0 0	55.0000	429	458	2 16 3	.2200	271	495

a Beginning August, 1918; maximum price set at 2s. 2d. per pound.

WHOLESALE PRICES IN THE UNITED KINGDOM AND THE UNITED STATES, BY MONTHS, QUARTERS, AND YEARS, 1913-1918—Continued.

Market Unit Base price.	Glue.				Glycerin.				Hams.			
	Actual price.		Relative price.		Actual price.		Relative price.		Actual price.		Relative price.	
	U. K.	U. S.	U. K.	U. S.	U. K.	U. S.	U. K.	U. S.	U. K.	U. S.	U. K.	U. S.
	Factory.			Manches- ter.	New York. Pound			Bristol	Chi- cago. Cwt.			
	Cwt.	Pound		Ton.	Pound			Cwt.	Cwt.			
	£ s. d.	Dolls.		£ s. d.	Dolls.			£ s. d.	Dolls.			
	1 11 2	0.0877		93 6 8	0.2004			3 14 8.50	16.2353			
1913—Year	1 13 11	.0848	109	97	90 16 8	.1971	97	98	3 17 9.50	16.5931	104	102
Quarters—												
First	1 16 0	.0821	116	94	90 0 0	.1875	96	94	3 11 4	15.8750	95	98
Second	1 15 0	.0851	112	97	90 0 0	.1992	96	99	4 2 0	17.0996	110	105
Third	1 13 0	.0860	106	98	90 0 0	.1942	96	97	4 4 2	17.5417	113	108
Fourth	1 11 8	.0863	102	98	93 6 8	.2075	100	104	3 13 8	16.0192	99	99
Months—												
January	1 16 0	.0815	116	93	90 0 0	.1875	96	94	3 9 6	14.9688	93	92
February	1 16 0	.0825	116	94	90 0 0	.1875	96	94	3 11 0	16.0000	95	99
March	1 16 0	.0824	116	94	90 0 0	.1875	96	94	3 13 6	16.5000	98	102
April	1 16 0	.0845	116	96	90 0 0	.2000	96	100	3 18 0	16.5625	104	102
May	1 16 0	.0854	116	97	90 0 0	.2000	96	100	4 2 0	16.9750	110	105
June	1 13 0	.0853	106	97	90 0 0	.1975	96	99	4 6 0	17.5000	115	108
July	1 13 0	.0855	106	98	90 0 0	.1925	96	96	4 8 0	18.0000	118	111
August	1 13 0	.0856	106	98	90 0 0	.1925	96	96	4 6 0	17.7750	115	109
September	1 13 0	.0869	106	99	90 0 0	.1975	96	99	3 18 6	16.9063	105	104
October	1 13 0	.0869	106	99	90 0 0	.2075	96	104	3 13 6	16.4375	98	101
November	1 12 0	.0858	103	98	95 0 0	.2075	102	104	3 14 6	16.1250	100	99
December	1 10 0	.0863	96	98	95 0 0	.2075	102	104	3 13 0	15.4688	98	95
1914—Year	1 11 8	.0891	102	102	97 1 8	.2148	104	107	3 15 1.50	16.6875	101	103
Quarters—												
First	1 10 0	.0888	96	101	95 0 0	.2008	102	100	3 9 4	15.3846	93	95
Second	1 10 0	.0897	96	102	95 0 0	.1992	102	99	3 11 8	16.0862	96	99
Third	1 11 8	.0892	102	102	96 13 4	.2217	104	111	4 4 10	18.6058	114	115
Fourth	1 15 0	.0888	112	101	101 13 4	.2375	109	119	3 14 8	16.6635	100	103
Months—												
January	1 10 0	.0880	96	100	95 0 0	.2025	102	101	3 10 0	15.3000	94	94
February	1 10 0	.0889	96	101	95 0 0	.2000	102	100	3 9 0	15.2500	92	94
March	1 10 0	.0896	96	102	95 0 0	.2000	102	100	3 9 0	15.6250	92	96
April	1 10 0	.0893	96	102	95 0 0	.2000	102	100	3 11 0	15.7500	95	97
May	1 10 0	.0893	96	102	95 0 0	.2000	102	100	3 10 6	15.9000	94	98
June	1 10 0	.0904	96	103	95 0 0	.1975	102	99	3 13 6	16.6875	98	103
July	1 10 0	.0893	96	102	95 0 0	.1975	102	99	3 17 0	17.6875	103	109
August	1 10 0	.0893	96	102	95 0 0	.1975	102	99	4 13 6	19.0250	125	117
September	1 15 0	.0890	112	101	100 0 0	.2700	107	135	4 4 0	19.0000	112	117
October	1 15 0	.0897	112	102	105 0 0	.2450	113	122	3 14 6	17.0500	100	105
November	1 15 0	.0891	112	102	100 0 0	.2400	107	120	3 12 0	16.5938	96	102
December	1 15 0	.0875	112	100	100 0 0	.2275	107	114	3 17 6	16.2500	104	100
1915—Year	1 15 3	.0856	113	98	94 16 8	.2960	102	148	3 16 6.50	15.3149	102	94
Quarters—												
First	1 15 0	.0872	112	99	100 0 0	.2183	107	109	3 10 8	14.9231	95	92
Second	1 15 0	.0868	112	99	88 13 4	.2042	95	102	3 11 4	15.1731	95	93
Third	1 15 0	.0860	112	98	88 0 0	.2300	94	115	3 13 8	15.1827	99	94
Fourth	1 16 0	.0826	116	94	102 13 4	.5317	110	265	4 10 6	15.9808	121	98
Months—												
January	1 15 0	.0873	112	100	100 0 0	.2200	107	110	3 15 0	15.3500	100	95
February	1 15 0	.0869	112	99	100 0 0	.2200	107	110	3 11 0	15.1250	95	93
March	1 15 0	.0873	112	100	100 0 0	.2150	107	107	3 6 0	14.1875	88	87
April	1 15 0	.0875	112	100	90 0 0	.2000	96	100	3 6 0	14.3750	88	89
May	1 15 0	.0875	112	100	88 0 0	.1925	94	96	3 11 0	15.1500	95	93
June	1 15 0	.0853	112	97	88 0 0	.2200	94	110	3 17 0	16.0000	103	99
July	1 15 0	.0879	112	100	88 0 0	.2200	94	110	3 14 6	16.0500	100	99
August	1 15 0	.0851	112	97	88 0 0	.2250	94	112	3 12 6	14.8125	97	91
September	1 15 0	.0851	112	97	88 0 0	.2450	94	122	3 14 0	14.4688	99	89
October	1 16 0	.0831	116	95	88 0 0	.3450	94	172	4 1 0	16.1000	108	99
November	1 16 0	.0823	116	94	110 0 0	.6000	118	299	4 10 0	16.2500	120	100
December	1 16 0	.0823	116	94	110 0 0	.6500	118	324	5 0 6	15.5625	135	96

WHOLESALE PRICES IN THE UNITED KINGDOM AND THE UNITED STATES, BY MONTHS, QUARTERS, AND YEARS, 1913-1918—Continued.

Market Unit	Glue.				Glycerin.				Hams.			
	Actual price.		Relative price.		Actual price.		Relative price.		Actual price.		Relative price.	
	U. K.	U. S.	U. K.	U. S.	U. K.	U. S.	U. K.	U. S.	U. K.	U. S.	U. K.	U. S.
	Cwt.	Factory. Pound			Manches- ter. Ton	New York. Pound			Bristol. Cwt.	Chi- cago. Cwt.		
Base price.	£ s. d. 1 11 2	Dolls. 0.0877			£ s. d. 93 6 8	Dolls. 0.2004			£ s. d. 3 14 8.50	Dolls. 16.2353		
1916—Year	2 14 7	.1034	175	118	110 0 0	.5079	118	253	4 16 6	18.5721	129	114
Quarters—												
First.....	2 3 0	.0370	138	99	110 0 0	.5250	118	262	4 6 6	16.8958	116	104
Second.....	2 17 4	.0988	184	113	110 0 0	.5733	118	286	4 9 8	18.4321	120	113
Third.....	3 0 0	.1014	193	116	110 0 0	.4333	118	216	4 18 10	19.0000	132	117
Fourth.....	2 18 0	.1262	186	144	110 0 0	.5000	118	249	5 11 0	19.8077	149	122
Months—												
January...	2 2 0	.0947	135	97	110 0 0	.5250	118	262	4 10 0	16.2500	120	100
February...	2 2 0	.0859	135	98	110 0 0	.5250	118	259	4 4 6	16.7500	113	103
March.....	2 5 0	.0905	144	103	110 0 0	.5300	118	264	4 5 0	17.6875	114	109
April.....	2 16 0	.0872	180	111	110 0 0	.5700	118	284	4 10 6	18.3500	121	113
May.....	2 16 0	.1000	180	114	110 0 0	.6000	118	299	4 10 0	18.4375	120	114
June.....	3 0 0	.0993	193	113	110 0 0	.5500	118	274	4 8 6	18.5000	118	114
July.....	3 0 0	.1005	193	115	110 0 0	.5000	118	249	4 10 6	19.0000	121	117
August.....	3 0 0	.1026	193	117	110 0 0	.4000	118	200	4 19 6	18.9375	133	117
September	3 0 0	.1012	193	115	110 0 0	.4000	118	200	5 6 6	19.0500	143	117
October.....	2 18 0	.1121	186	128	110 0 0	.4500	118	225	5 9 6	19.3750	147	119
November	2 18 0	.1281	186	146	110 0 0	.5250	118	262	5 13 0	20.3125	151	125
December.	2 18 0	.1384	186	158	110 0 0	.5250	118	262	5 10 6	19.7500	148	122
1917—Year	3 18 9	.1803	253	206	110 0 0	.6113	118	305	6 12 9	25.2861	178	156
Quarters—												
First.....	3 0 0	.1697	193	194	110 0 0	.5433	118	271	5 15 4	21.3269	154	131
Second.....	3 10 0	.1847	225	211	110 0 0	.5750	118	287	6 9 8	25.7500	174	159
Third.....	4 5 0	.1834	273	209	110 0 0	.6333	118	316	6 13 2	24.9808	178	154
Fourth.....	5 0 0	.1834	321	209	110 0 0	.6933	118	346	7 12 10	29.0865	205	179
Months—												
January...	2 15 0	.1588	177	181	110 0 0	.5300	118	264	5 4 6	19.5000	140	120
February...	3 0 0	.1696	193	192	110 0 0	.5500	118	274	5 17 6	21.1250	157	130
March.....	3 5 0	.1807	209	206	110 0 0	.5500	118	274	6 4 0	22.9500	166	141
April.....	3 10 0	.1860	225	212	110 0 0	.5550	118	277	6 8 0	24.8750	171	153
May.....	3 10 0	.1841	225	210	110 0 0	.5600	118	279	6 11 0	26.7500	175	165
June.....	3 10 0	.1841	225	210	110 0 0	.6100	118	304	6 10 0	25.6500	174	158
July.....	4 0 0	.1827	257	208	110 0 0	.6200	118	309	6 8 6	23.7500	172	146
August.....	4 5 0	.1847	273	211	110 0 0	.6400	118	319	6 15 0	24.1250	181	149
September	4 10 0	.1828	289	208	110 0 0	.6400	118	319	6 16 0	26.6500	182	164
October.....	4 15 0	.1892	305	216	110 0 0	.6800	118	339	6 17 0	28.6875	183	177
November	4 15 0	.1827	305	208	110 0 0	.7000	118	349	7 11 0	28.2500	202	174
December.	5 10 0	.1782	353	203	110 0 0	.7000	118	349	8 10 6	30.0750	228	185
1918—Year	8 4 7	.1684	528	192	110 0 0	.6050	118	302	8 14 3	31.8642	233	196
Quarters—												
First.....	6 8 4	.1802	412	205	110 0 0	.6700	118	334	8 10 6	29.8654	228	184
Second.....	8 18 4	.1674	572	191	110 0 0	.6500	118	324	8 10 6	30.3173	228	187
Third.....	9 3 4	.1654	588	189	110 0 0	.6267	118	313	8 17 6	31.8750	238	196
Fourth.....	8 8 4	.1608	540	183	110 0 0	.6733	118	336	8 18 6	35.3990	239	218
Months—												
January...	5 15 0	.1828	369	208	110 0 0	.6750	118	337	8 10 6	29.4375	228	181
February...	6 15 0	.1775	433	202	110 0 0	.6750	118	337	8 10 6	29.8438	228	184
March.....	6 15 0	.1802	433	205	110 0 0	.6600	118	329	8 10 6	30.2250	228	186
April.....	8 10 0	.1657	546	189	110 0 0	.6700	118	334	8 10 6	30.9375	228	191
May.....	9 0 0	.1668	577	190	110 0 0	.6500	118	324	8 10 6	30.2500	228	186
June.....	9 5 0	.1696	594	193	110 0 0	.6300	118	314	8 10 6	29.8750	228	184
July.....	9 5 0	.1680	594	192	110 0 0	.6400	118	319	8 15 6	30.2813	235	187
August.....	9 5 0	.1658	594	189	110 0 0	.6300	118	314	8 18 6	32.3500	239	199
September	9 0 0	.1623	577	185	110 0 0	.6100	118	304	8 18 6	32.8750	239	203
October.....	8 15 0	.1612	561	184	110 0 0	.5900	118	294	8 18 6	33.7656	239	208
November	8 10 0	.1594	545	182	110 0 0	.5800	118	289	8 18 6	35.6250	239	219
December.	8 0 0	.1617	513	184	110 0 0	.2500	118	125	8 18 6	36.7500	239	226

## WHOLESALE PRICES IN THE UNITED KINGDOM AND THE UNITED STATES, BY MONTHS, QUARTERS, AND YEARS, 1913-1918—Continued.

	Hay, best.				Hemp, Manila.				Hides, cattle, first series.			
	Actual price.		Relative price.		Actual price.		Relative price.		Actual price.		Relative price.	
	U. K.	U. S.	U. K.	U. S.	U. K.	U. S.	U. K.	U. S.	U. K.	U. S.	U. K.	U. S.
Market...	London...	Kansas City.			Manchester, London.	New York.			Liverpool...	Chicago.		
Unit.....	Load.....	Ton.....			Ton.....	Pound.....			Pound.....	Pound.....		
Base price.	£ s. d.	Dolls.			£ s. d.	Dolls.			£ s. d.	Dolls.		
1913—Year....	4 6 11.75	12.5833			29 0 5	0.0780			0 0 7.45	0.1796		
Quarters—												
First.....	5 6 3	11.1667	122	89	34 10 0	.1102	119	141	0 0 7.09	.1659	95	92
Second.....	5 0 2	10.0000	115	79	33 0 0	.0952	114	122	0 0 7.21	.1679	97	93
Third.....	5 1 6	10.2500	117	81	31 0 0	.0883	107	113	0 0 7.71	.1742	103	97
Fourth.....	4 11 8	13.5833	105	108	30 6 8	.0773	105	99	0 0 7.50	.1829	101	102
Months—												
January....	5 6 3	11.7500	122	93	35 0 0	.1119	121	143	0 0 7.13	.1675	96	93
February....	5 6 3	11.7500	122	93	34 10 0	.1113	119	143	0 0 6.88	.1663	92	93
March.....	5 6 3	10.0000	122	79	34 0 0	.1075	117	138	0 0 7.25	.1638	97	91
April.....	4 19 6	10.0000	114	79	34 0 0	.1032	117	132	0 0 7.13	.1650	96	92
May.....	4 19 6	10.0000	114	79	33 10 0	.0950	115	122	0 0 7.13	.1688	96	94
June.....	5 1 6	10.0000	117	79	31 10 0	.0875	109	112	0 0 7.38	.1700	99	95
July.....	5 1 6	9.0000	117	72	29 15 0	.0850	103	109	0 0 7.63	.1700	101	95
August.....	5 1 6	9.5000	117	75	30 15 0	.0900	106	115	0 0 7.75	.1750	104	97
September....	5 1 6	12.2500	117	97	32 10 0	.0900	112	115	0 0 7.75	.1775	104	99
October.....	5 10 0	13.2500	127	105	31 0 0	.0850	107	109	0 0 7.75	.1800	104	100
November....	4 2 6	13.2500	95	105	31 0 0	.0757	107	97	0 0 7.50	.1838	101	102
December....	4 2 6	14.2500	95	113	29 0 0	.0713	103	91	0 0 7.25	.1850	97	103
1914—Year....	4 1 11.25	12.3182	94	98	26 15 10	.0726	92	93	0 0 7.67	.1842	103	103
Quarters—												
First.....	3 16 3	13.5833	88	108	27 15 0	.0727	96	93	0 0 7.21	.1763	97	98
Second.....	3 18 4	12.9167	90	103	27 0 0	.0735	93	94	0 0 7.38	.1850	99	103
Third.....	4 5 8	10.1250	99	80	26 6 8	.0756	91	97	0 0 7.67	.1875	103	104
Fourth.....	4 7 6	11.9167	101	95	26 1 8	.0696	90	89	0 0 8.42	.1879	113	105
Months—												
January....	3 16 3	14.2500	88	113	26 15 0	.0681	92	87	0 0 6.88	.1725	92	96
February....	3 16 3	13.2500	88	105	28 10 0	.0775	98	99	0 0 7.25	.1750	97	97
March.....	3 16 3	13.2500	88	105	28 0 0	.0725	96	93	0 0 7.50	.1813	101	101
April.....	3 16 3	13.2500	88	105	26 15 0	.0700	92	90	0 0 7.13	.1850	96	103
May.....	3 16 3	13.7500	88	109	26 15 0	.0763	92	98	0 0 7.38	.1850	99	103
June.....	4 2 6	11.7500	95	93	27 10 0	.0744	95	95	0 0 7.63	.1850	102	103
July.....	4 2 6	8.7500	95	70	26 0 0	.0744	90	95	0 0 7.75	.1850	104	103
August.....	4 2 6	(e) 95	88	81	25 10 0	.0738	88	95	0 0 7.75	.1875	104	104
September....	4 12 0	11.5000	106	91	27 10 0	.0800	95	103	0 0 7.50	.1900	101	106
October.....	4 7 6	11.5000	101	91	27 5 0	.0738	94	95	0 0 8.38	.1875	112	104
November....	4 7 6	11.0000	101	87	26 0 0	.0650	90	83	0 0 8.50	.1813	114	101
December....	4 7 6	13.2500	101	105	25 0 0	.0700	86	90	0 0 8.38	.1950	112	109
1915—Year....	5 7 1	11.6250	123	92	38 11 8	.0938	133	120	0 0 9.89	.2076	133	116
Quarters—												
First.....	4 15 5	13.2500	110	105	40 13 4	.0873	106	112	0 0 8.84	.1992	119	111
Second.....	4 17 1	12.7500	112	101	40 6 8	.0990	139	127	0 0 9.75	.1929	131	107
Third.....	5 7 11	11.0000	124	87	40 13 4	.0929	140	119	0 0 11.42	.2217	153	123
Fourth.....	6 7 11	9.5000	147	75	42 13 4	.0962	147	123	0 0 9.54	.2167	128	121
Months—												
January....	4 13 9	13.2500	108	105	26 0 0	.0775	90	99	0 0 8.63	.1950	116	109
February....	4 16 3	13.2500	111	105	30 0 0	.0884	103	113	0 0 9	.2000	121	111
March.....	4 16 3	13.2500	111	105	36 0 0	.0959	124	123	0 0 8.88	.2025	119	113
April.....	4 16 3	13.2500	111	105	41 0 0	.1025	141	131	0 0 8.63	.1863	116	104
May.....	4 16 3	12.5000	111	99	39 0 0	.0975	134	125	0 0 9.13	.1950	123	109
June.....	4 18 9	12.5000	113	99	41 0 0	.0969	141	124	0 0 11.50	.1975	154	110
July.....	5 1 3	12.5000	116	99	41 0 0	.0931	141	119	0 0 13.25	.2125	178	118
August.....	5 6 3	11.0000	122	87	40 0 0	.0950	138	122	0 0 10.50	.2275	141	127
September....	5 16 3	9.5000	134	75	41 0 0	.0907	141	116	0 0 10.50	.2250	141	125
October.....	6 1 3	9.5000	139	75	41 0 0	.0894	141	115	0 0 10.50	.2200	141	123
November....	6 15 0	9.5000	155	75	43 0 0	.0988	148	127	0 0 9.50	.2150	128	120
December....	6 7 6	9.5000	147	75	44 0 0	.1003	152	129	0 0 8.63	.2150	116	120

a No quotation.

b Interpolated

WHOLESALE PRICES IN THE UNITED KINGDOM AND THE UNITED STATES, BY MONTHS, QUARTERS, AND YEARS, 1913-1918—Continued.

	Hay, best.				Hemp, manila.				Hides, cattle, first series.			
	Actual price.		Relative price.		Actual price.		Relative price.		Actual price.		Relative price.	
	U. K.	U. S.	U. K.	U. S.	U. K.	U. S.	U. K.	U. S.	U. K.	U. S.	U. K.	U. S.
Market	London	Kansas City			Manchester, London	New York			Liverpool	Chicago		
Unit	Load	Ton			Ton	Pound			Pound	Pound		
Base price.	£ s. d. 4 6 11.75	Dolls. 12.5833			£ s. d. 29 0 5	Dolls. 0.0780			£ s. d. 0 0 7.45	Dolls. 0.1796		
1916—Year	6 19 2	10.0625	160	80	54 2 6	.1239	187	159	0 0 9.75	.2391	131	133
Quarters—												
First	6 10 0	9.6667	150	77	53 0 0	.1291	183	166	0 0 9.50	.2067	128	115
Second	7 0 0	8.5000	161	68	55 16 8	.1277	192	164	0 0 9.50	.2292	128	128
Third	7 4 2	9.5000	166	75	52 13 4	.1206	181	155	0 0 10	.2400	134	134
Fourth	7 2 6	12.5833	164	100	55 0 0	.1184	190	152	0 0 10	.2804	134	156
Months—												
January	6 10 0	9.5000	150	75	47 0 0	.1166	162	149	0 0 9.75	.1950	131	109
February	6 10 0	11.0000	150	87	55 0 0	.1363	190	175	0 0 9.38	.2125	126	118
March	6 10 0	8.5000	150	68	57 0 0	.1344	196	172	0 0 9.38	.2125	126	118
April	6 10 0	8.5000	150	68	56 0 0	.1294	193	166	0 0 9.50	.2175	128	121
May	6 15 0	8.5000	155	68	56 0 0	.1294	193	166	0 0 9.50	.2300	128	128
June	7 15 0	8.5000	178	68	55 10 0	.1244	191	159	0 0 9.50	.2400	128	134
July	7 0 0	8.5000	161	68	54 0 0	.1250	186	160	0 0 10	.2450	134	136
August	7 2 6	8.5000	164	68	51 10 0	.1216	177	156	0 0 10	.2400	134	134
September	7 10 0	11.5000	173	91	52 10 0	.1153	181	148	0 0 10	.2350	134	131
October	7 12 6	11.5000	175	91	53 0 0	.1119	183	143	0 0 10	.2438	134	136
November	6 17 6	12.5000	153	99	54 10 0	.1032	188	139	0 0 10	.2775	134	155
December	6 17 6	13.7500	153	109	57 10 0	.1350	193	173	0 0 10	.3200	134	178
1917—Year	6 16 9.76	17.6042	157	140	83 6 8	.2216	287	284	0 0 9.85	.2828	132	157
Quarters—												
First	6 17 1.38	13.7500	153	109	74 13 4	.1584	257	203	0 0 9.50	.3092	128	172
Second	6 15 9.23	17.6667	156	140	88 13 4	.2077	305	266	0 0 9.83	.3092	132	172
Third	6 16 10.50	15.8333	157	126	85 0 0	.2538	293	325	0 0 10	.2783	134	155
Fourth	6 17 6	23.1667	158	184	85 0 0	.2558	293	325	0 0 10	.2346	134	131
Months—												
January	6 16 3	13.7500	157	109	60 0 0	.1575	207	202	0 0 9.50	.3175	128	177
February	6 17 6	13.7500	158	109	74 0 0	.1600	255	205	0 0 9.50	.3100	128	173
March	6 17 6	13.7500	158	109	90 0 0	.1585	310	203	0 0 9.50	.3000	128	167
April	6 16 3	16.5000	157	131	96 0 0	.1831	331	235	0 0 9.50	.2950	128	164
May	6 15 0	19.5000	155	155	85 0 0	.2000	293	256	0 0 10	.3150	134	175
June	6 16 0	17.0000	156	135	85 0 0	.2400	293	308	0 0 10	.3175	134	177
July	6 15 10	14.5000	156	115	85 0 0	.2550	293	327	0 0 10	.3100	134	173
August	6 17 0	14.5000	158	115	85 0 0	.2563	293	329	0 0 10	.2900	134	161
September	6 17 6	18.5000	153	147	85 0 0	.2500	293	321	0 0 10	.2350	134	131
October	6 17 6	18.5000	153	147	85 0 0	.2500	293	321	0 0 10	.2300	134	128
November	6 17 6	24.5000	153	195	85 0 0	.2450	293	314	0 0 10	.2338	134	133
December	6 17 6	26.5000	158	211	85 0 0	.2725	293	349	0 0 10	.2350	134	131
1918—Year	7 1 5.33	21.8958	181	174	98 15 0	.2405	340	308	0 0 10.01	.2144	134	119
Quarters—												
First	7 7 7.38	26.5000	170	211	95 0 0	.2729	327	350	0 0 9.67	.1783	130	99
Second	8 1 0	14.1667	185	113	100 0 0	.2600	345	333	0 0 10.04	.2025	135	113
Third	8 0 8.31	20.1667	185	160	100 0 0	.2423	345	311	0 0 10.25	.2433	138	135
Fourth	8 0 0	26.7500	184	213	100 0 0	.1809	345	240	0 0 10.08	.2333	135	130
Months—												
January	7 5 1.50	26.5000	167	211	85 0 0	.2856	293	366	0 0 9.50	.1900	128	106
February	6 17 6	26.5000	158	211	100 0 0	.2731	345	350	0 0 9.75	.1300	131	100
March	7 17 8.40	26.5000	181	211	100 0 0	.2600	345	333	0 0 9.75	.1650	131	92
April	8 1 0	15.5000	185	123	100 0 0	.2600	345	333	0 0 9.63	.1625	129	90
May	8 1 0	13.5000	185	107	100 0 0	.2600	345	333	0 0 10.25	.1950	138	109
June	8 1 0	13.5000	185	107	100 0 0	.2600	345	333	0 0 10.25	.2500	138	139
July	8 1 0	13.5000	185	107	100 0 0	.2600	345	333	0 0 10.25	.2500	138	139
August	8 1 0	20.5000	185	163	100 0 0	.2382	345	305	0 0 10.25	.2400	138	134
September	8 0 0	26.5000	184	211	100 0 0	.2288	345	293	0 0 10.25	.2400	138	134
October	8 0 0	27.0000	184	215	100 0 0	.2182	345	280	0 0 10.25	.2400	138	134
November	8 0 0	26.7500	184	213	100 0 0	.1875	345	240	0 0 10.25	.2300	138	128
December	8 0 0	26.5000	184	211	100 0 0	.1550	345	199	0 0 9.75	.2300	131	128

a Maximum price set.

## WHOLESALE PRICES IN THE UNITED KINGDOM AND THE UNITED STATES, BY MONTHS, QUARTERS, AND YEARS, 1913-1918—Continued.

	Hides, cattle, second series.				Hides, cattle, third series.				Hides, cattle, fourth series.			
	Actual price.		Relative price.		Actual price.		Relative price.		Actual price.		Relative price.	
	U. K.	U. S.	U. K.	U. S.	U. K.	U. S.	U. K.	U. S.	U. K.	U. S.	U. K.	U. S.
Market	Glasgow	Chi- cago			Liverpool	Chi- cago			London	New York		
Unit	Pound	Pound			Pound	Pound			Pound	Pound		
Base price	£ s. d.	Dolls.			£ s. d.	Dolls.			£ s. d.	Dolls.		
	0 0 7.47	0.1830			0 0 7.49	0.1863			0 1 0.41	0.3054		
1913—Year	0 0 7.40	.1772	99	97	0 0 7.39	.1839	100	99	0 1 0.33	.2975	99	97
Quarters—												
First	0 0 7.17	.1692	96	92	0 0 7.04	.1825	95	98	0 1 0.10	.2908	98	95
Second	0 0 7.25	.1734	97	95	0 0 7.29	.1725	98	93	0 1 0.04	.2892	97	95
Third	0 0 7.63	.1792	102	98	0 0 7.75	.1863	105	100	0 1 0.37	.3000	100	98
Fourth	0 0 7.54	.1871	101	102	0 0 7.46	.1942	101	104	0 1 0.81	.3100	103	102
Months—												
January	0 0 7.25	.1700	97	93	0 0 6.88	.1875	93	101	0 0 11.25	.2750	91	90
February	0 0 7.13	.1688	95	92	0 0 7	.1825	94	98	0 1 0.81	.3000	103	98
March	0 0 7.13	.1688	95	92	0 0 7.25	.1775	98	95	0 1 0.25	.2975	99	97
April	0 0 7.13	.1713	95	94	0 0 7.13	.1713	96	92	0 1 0	.2875	97	94
May	0 0 7.25	.1738	97	95	0 0 7.25	.1675	98	90	0 1 0	.2900	97	95
June	0 0 7.38	.1750	99	96	0 0 7.50	.1788	101	96	0 1 0.31	.2900	98	95
July	0 0 7.50	.1750	100	96	0 0 7.75	.1775	105	95	0 1 0.31	.2975	99	97
August	0 0 7.63	.1800	102	98	0 0 7.75	.1875	105	111	0 1 0.31	.3000	99	98
September	0 0 7.75	.1825	104	100	0 0 7.75	.1938	105	104	0 1 0.50	.3025	101	99
October	0 0 7.75	.1850	104	101	0 0 7.88	.1988	106	107	0 1 1.31	.3250	107	106
November	0 0 7.50	.1875	100	102	0 0 7.50	.1975	101	106	0 1 0.94	.3150	104	103
December	0 0 7.38	.1888	99	103	0 0 7	.1863	94	100	0 1 0.19	.2900	98	95
1914—Year	0 0 7.61	.1870	102	102	0 0 7.49	.1977	101	106	0 1 0.09	.2904	97	95
Quarters—												
First	0 0 7.13	.1800	95	98	0 0 7.04	.1800	95	97	0 1 0.19	.3158	98	103
Second	0 0 7.59	.1858	102	102	0 0 7.38	.1846	100	99	0 1 0.25	.2958	99	97
Third	0 0 7.59	.1908	102	104	0 0 7.63	.2063	103	111	0 1 0.71	.2883	102	94
Fourth	0 0 8.13	.1913	109	105	0 0 7.92	.2200	107	118	0 0 11.21	.2617	90	86
Months—												
January	0 0 6.88	.1775	92	97	0 0 6.50	.1763	88	95	0 1 0.19	.3000	98	98
February	0 0 6.88	.1800	92	98	0 0 7.13	.1813	96	97	0 1 0.19	.3225	98	106
March	0 0 7.63	.1825	102	100	0 0 7.50	.1825	101	98	0 1 0.19	.3250	98	106
April	0 0 7.63	.1850	102	101	0 0 7.13	.1813	96	97	0 1 0.25	.3000	99	98
May	0 0 7.50	.1875	100	102	0 0 7.38	.1825	100	98	0 1 0.25	.2925	99	96
June	0 0 7.63	.1850	102	101	0 0 7.63	.1900	103	102	0 1 0.25	.2950	99	97
July	0 0 7.63	.1875	102	102	0 0 7.75	.1988	105	107	0 1 0.25	.2850	99	93
August	0 0 7.63	.1900	102	104	0 0 7.75	.2050	105	110	0 1 0.13	.2900	98	95
September	0 0 7.50	.1950	100	107	0 0 7.38	.2150	100	115	0 1 1.75	.2900	111	95
October	0 0 7.88	.1925	105	105	0 0 7.88	.2125	106	114	0 0 11.38	.2350	92	77
November	0 0 8.25	.1863	110	102	0 0 7.88	.2175	106	117	0 0 11.13	.2550	90	83
December	0 0 8.25	.1950	110	107	0 0 8	.2300	108	123	0 0 11.13	.2950	90	97
1915—Year	0 0 9.69	.2105	130	115	0 0 9.74	.2419	131	130	0 0 11.75	.3096	95	101
Quarters—												
First	0 0 8.54	.2017	114	110	0 0 8.46	.2283	114	123	0 0 11.79	.3183	95	104
Second	0 0 9.25	.1963	124	107	0 0 9.58	.2142	129	115	0 0 11.92	.3100	96	102
Third	0 0 11.50	.2267	154	124	0 0 11.42	.2658	154	143	0 0 11.79	.3050	95	100
Fourth	0 0 9.46	.2175	127	119	0 0 9.50	.2592	128	139	0 0 11.50	.3050	93	100
Months—												
January	0 0 8.25	.2000	110	109	0 0 8.25	.2300	111	123	0 0 11.13	.3150	90	103
February	0 0 8.63	.2000	116	109	0 0 8.50	.2325	115	125	0 1 0.25	.3200	99	105
March	0 0 8.75	.2050	117	112	0 0 8.63	.2225	116	119	0 1 0	.3200	97	105
April	0 0 8.38	.1888	112	103	0 0 8.25	.1925	111	103	0 0 11.75	.3100	95	102
May	0 0 8.88	.1975	119	108	0 0 9	.2100	121	113	0 1 0	.3100	97	102
June	0 0 10.50	.2025	141	111	0 0 11.50	.2400	155	129	0 1 0	.3100	97	102
July	0 0 13.13	.2175	176	119	0 0 13.13	.2575	177	138	0 1 0	.3050	97	100
August	0 0 10.88	.2325	146	127	0 0 10.63	.2775	143	149	0 0 11.69	.3050	94	100
September	0 0 10.50	.2300	141	126	0 0 10.50	.2625	142	141	0 0 11.69	.3050	94	100
October	0 0 10.50	.2225	141	125	0 0 10.50	.2675	142	144	0 0 11.69	.3050	94	100
November	0 0 10	.2150	134	117	0 0 9.50	.2613	128	140	0 0 11.69	.3050	94	100
December	0 0 7.88	.2150	105	117	0 0 8.50	.2488	115	134	0 0 11.13	.3050	90	100

WHOLESALE PRICES IN THE UNITED KINGDOM AND THE UNITED STATES, BY MONTHS, QUARTERS, AND YEARS, 1913-1918—Continued.

Market..... Unit..... Base price..	Hides, cattle, second series.				Hides, cattle, third series.				Hides, cattle, fourth series.			
	Actual price.		Relative price.		Actual price.		Relative price.		Actual price.		Relative price.	
	U. K.	U. S.	U. K.	U. S.	U. K.	U. S.	U. K.	U. S.	U. K.	U. S.	U. K.	U. S.
	Glasgow... Pound.....	Chi- cago. Pound.....			Liverpool... Pound.....	Chi- cago. Pound.....			London... Pound.....	New York. Pound.....		
	£ s. d.	Dolls.			£ s. d.	Dolls.			£ s. d.	Dolls.		
1916—Year....	0 0 9.80	.2391	131	131	0 0 9.73	.2603	131	140	0 1 0	.3444	97	113
Quarters—												
First.....	0 0 9.71	.2067	130	113	0 0 9.42	.2288	127	123	0 0 11.75	.3183	95	104
Second.....	0 0 9.50	.2292	127	125	0 0 9.50	.2442	128	131	0 1 0	.3350	97	110
Third.....	0 0 10	.2400	134	131	0 0 10	.2650	135	142	0 1 0.25	.3292	99	108
Fourth.....	0 0 10	.2804	134	153	0 0 10	.3083	135	163	0 1 0.33	.3950	99	129
Months—												
January....	0 0 9.88	.1950	132	106	0 0 9.63	.2250	130	121	0 0 11.13	.3050	90	100
February....	0 0 9.75	.2150	131	116	0 0 9.25	.2338	125	125	0 0 11.13	.3150	90	103
March.....	0 0 9.50	.2150	127	116	0 0 9.38	.2275	127	122	0 1 0	.3350	97	110
April.....	0 0 9.50	.2175	127	119	0 0 9.50	.2250	128	121	0 1 0	.3350	97	110
May.....	0 0 9.50	.2300	127	126	0 0 9.50	.2400	128	129	0 1 0	.3350	97	110
June.....	0 0 9.50	.2400	127	131	0 0 9.50	.2675	128	144	0 1 0	.3350	97	110
July.....	0 0 10	.2450	134	134	0 0 10	.2675	135	144	0 1 0.25	.3275	99	107
August.....	0 0 10	.2400	131	131	0 0 10	.2650	135	142	0 1 0.25	.3300	99	108
September....	0 0 10	.2400	134	128	0 0 10	.2675	135	141	0 1 0.25	.3300	99	108
October.....	0 0 10	.2430	134	133	0 0 10	.2700	135	145	0 1 0.25	.3400	99	111
November....	0 0 10	.2775	134	152	0 0 10	.3050	135	164	0 1 0.25	.4000	99	131
December....	0 0 10	.3200	131	175	0 0 10	.3350	135	180	0 1 0.50	.4450	101	146
1917—Year....	0 0 9.83	.2998	132	164	0 0 9.83	.3246	133	174	0 1 1.33	.4268	107	140
Quarters—												
First.....	0 0 9.50	.3117	127	170	0 0 9.50	.3175	128	170	0 1 1	.4300	105	141
Second.....	0 0 9.83	.3092	132	169	0 0 9.83	.3125	133	168	0 1 1.25	.4350	107	142
Third.....	0 0 10	.2975	134	163	0 0 10	.3217	135	173	0 1 1.25	.4350	107	142
Fourth.....	0 0 10	.2808	134	153	0 0 10	.3467	135	186	0 1 1.83	.4073	111	133
Months—												
January....	0 0 9.50	.3200	127	175	0 0 9.50	.3325	128	178	0 1 0.50	.4210	101	138
February....	0 0 9.50	.3100	127	169	0 0 9.50	.3150	128	169	0 1 1.25	.4325	107	142
March.....	0 0 9.50	.3050	127	167	0 0 9.50	.3050	128	164	0 1 1.25	.4388	107	144
April.....	0 0 9.50	.2950	127	161	0 0 9.50	.2950	128	158	0 1 1.25	.4350	107	142
May.....	0 0 10	.3150	134	172	0 0 10	.3150	135	169	0 1 1.25	.4350	107	142
June.....	0 0 10	.3175	134	173	0 0 10	.3275	135	176	0 1 1.25	.4350	107	142
July.....	0 0 10	.3100	134	169	0 0 10	.3150	135	169	0 1 1.25	.4350	107	142
August.....	0 0 10	.3125	134	171	0 0 10	.3200	135	172	0 1 1.25	.4350	107	142
September....	0 0 10	.2700	134	148	0 0 10	.3300	135	177	0 1 1.25	.4350	107	142
October.....	0 0 10	.2700	134	148	0 0 10	.3400	135	183	0 1 1.25	.4030	107	132
November....	0 0 10	.2875	134	157	0 0 10	.3500	135	188	0 1 1.25	.4100	107	134
December....	0 0 10	.2850	134	156	0 0 10	.3500	135	188	0 1 3	.4100	121	134
1918—Year....	0 0 9.88	.2615	132	143	0 0 10.01	.3000	135	161	0 1 5.04	.3392	137	111
Quarters—												
First.....	0 0 9.50	.2392	127	131	0 0 9.67	.3017	130	162	0 1 3	.3650	121	120
Second.....	0 0 9.92	.2833	133	144	0 0 10.04	.2950	135	158	0 1 5.33	.3308	140	108
Third.....	0 0 10.13	.2800	136	153	0 0 10.25	.3100	138	166	0 1 5.50	.3325	141	109
Fourth.....	0 0 9.96	.2633	133	144	0 0 10.08	.2933	136	157	0 1 6.33	.3287	148	108
Months—												
January....	0 0 9.50	.2625	127	143	0 0 9.50	.3400	128	183	0 1 3	.4010	121	131
February....	0 0 9.50	.2300	127	126	0 0 9.75	.3050	132	164	0 1 3	.3700	121	121
March.....	0 0 9.50	.2250	127	123	0 0 9.75	.2600	132	140	0 1 3	.3150	121	103
April.....	0 0 9.50	.2250	127	123	0 0 9.63	.2450	130	132	0 1 5.25	.3280	139	107
May.....	0 0 10.13	.2650	136	145	0 0 10.25	.3100	138	166	0 1 5.25	.3325	139	109
June.....	0 0 10.13	.3000	136	164	0 0 10.25	.3300	138	177	0 1 5.50	.3325	141	109
July.....	0 0 10.13	.3000	136	164	0 0 10.25	.3300	138	177	0 1 5.50	.3325	141	109
August.....	0 0 10.13	.2700	136	148	0 0 10.25	.3000	138	161	0 1 5.50	.3325	141	109
September....	0 0 10.13	.2700	136	148	0 0 10.25	.3000	138	161	0 1 5.50	.3325	141	109
October.....	0 0 10.13	.2700	136	148	0 0 10.25	.3000	138	161	0 1 5.50	.3305	141	108
November....	0 0 10.13	.2600	136	142	0 0 10.25	.2900	138	156	0 1 6.75	.3275	151	107
December....	0 0 9.63	.2600	129	142	0 0 9.75	.2000	132	156	0 1 6.75	.3275	151	107

α Maximum price set.

## WHOLESALE PRICES IN THE UNITED KINGDOM AND THE UNITED STATES, BY MONTHS, QUARTERS, AND YEARS, 1913-1918—Continued.

Market ... Unit..... Base price.	Hides, cattle, fifth series.				Hogs, fat stock.				Indigo, Bengal.			
	Actual price.		Relative price.		Actual price.		Relative price.		Actual price.		Relative price.	
	U. K.	U. S.	U. K.	U. S.	U. K.	U. S.	U. K.	U. S.	U. K.	U. S.	U. K.	U. S.
London.....	New York.....	England and Wales.....	Chicago.....	London and Manchester.....	New York.....							
Pound.....	Pound.....	Stone.....	100 lbs.....	Pound.....	Pound.....							
£ s. d.	Dolls.	£ s. d.	Dolls.	£ s. d.	Dolls.							
0 0 8.75	0.2267	0 8 9.33	8.4055	0 3 1.58	0.6750							
1913—Year.....	2152	97 95	0 8 10.58	8.3654	101 100	0 2 11.83	.6750	95	100			
Quarters—												
First.....	.2167	92 96	0 8 9	8.1411	100 97	0 3 0	.6750	96	100			
Second.....	.2025	100 89	0 8 9.33	8.6621	100 103	0 2 11	.6750	93	100			
Third.....	.2133	99 94	0 8 11.33	8.5958	102 102	0 2 11	.6750	93	100			
Fourth.....	.2283	99 101	0 9 0.67	8.0346	103 96	0 3 1.33	.6750	99	100			
Months—												
January.....	.2150	86 95	0 8 6	7.4688	97 89	0 3 0	.6750	96	100			
February.....	.2150	89 95	0 8 9	8.0844	100 96	0 3 0	.6750	96	100			
March.....	.2200	100 97	0 9 0	8.8700	103 106	0 3 0	.6750	99	100			
April.....	.2025	100 89	0 8 10	8.9406	101 106	0 2 11	.6750	93	100			
May.....	.2025	100 89	0 8 10	8.4156	101 100	0 2 11	.6750	93	100			
June.....	.2025	99 89	0 8 8	8.6300	99 103	0 2 11	.6750	93	100			
July.....	.2100	99 93	0 8 10	9.0125	101 107	0 2 11	.6750	93	100			
August.....	.2100	100 93	0 9 0	8.3500	103 99	0 2 11	.6750	93	100			
September.....	.2200	99 97	0 9 0	8.4250	103 100	0 2 11	.6750	93	100			
October.....	.2300	99 101	0 9 0	8.3125	103 99	0 3 0	.6750	96	100			
November.....	.2300	99 101	0 9 0	7.9188	103 94	0 3 2	.6750	101	100			
December.....	.2250	99 99	0 9 2	7.8725	104 94	0 3 2	.6750	101	100			
1914—Year.....	2338	98 103	0 8 4.42	8.3608	95 99	0 5 9.63	1.1167	185	165			
Quarters—												
First.....	.2300	100 101	0 8 11.67	8.5665	102 102	0 3 3	.6750	104	100			
Second.....	.2350	101 104	0 8 1.67	8.4250	93 100	0 3 3	.6750	104	100			
Third.....	.2333	98 103	0 7 11.67	8.8554	91 105	0 4 5.50	.5167	142	77			
Fourth.....	.2367	94 104	0 8 4.67	7.5281	96 90	0 12 3	2.0000	391	296			
Months—												
January.....	.2200	99 97	0 9 0	8.4031	103 100	0 3 3	.6750	104	100			
February.....	.2350	99 104	0 9 0	8.6313	103 103	0 3 3	.6750	104	100			
March.....	.2350	102 104	0 8 11	8.6650	102 103	0 3 3	.6750	104	100			
April.....	.2350	102 104	0 8 7	8.7156	98 104	0 3 3	.6750	104	100			
May.....	.2300	102 101	0 8 1	8.3594	92 99	0 3 3	.6750	104	100			
June.....	.2400	100 106	0 7 9	8.2000	88 98	0 3 3	.6750	104	100			
July.....	.2350	99 104	0 7 6	8.7688	86 104	0 3 3	.6750	104	100			
August.....	.2350	99 104	0 8 2	9.9350	93 107	0 3 3	.6750	104	100			
September.....	.2300	94 101	0 8 3	8.7625	94 104	0 6 10.50	(a)	220	8296			
October.....	.2200	94 97	0 8 5	7.8063	96 93	0 19 9	(a)	311	8296			
November.....	.2400	94 106	0 8 4	7.5875	95 90	0 13 6	2.0000	431	296			
December.....	.2500	94 110	0 8 5	7.1906	96 86	0 3 6	2.0000	431	296			
1915—Year.....	2702	110 119	0 10 0.50	7.1313	114 85	0 13 10	2.7500	442	407			
Quarters—												
First.....	.2858	105 126	0 8 10.33	6.8369	101 81	0 13 9	2.0000	439	296			
Second.....	.2500	106 110	0 9 9	7.4188	111 88	0 14 3	3.0000	455	444			
Third.....	.2700	116 119	0 10 3.33	7.0867	117 84	0 13 6	3.0000	431	444			
Fourth.....	.2750	114 121	0 11 3.33	7.2238	128 86	0 13 10	3.0000	442	444			
Months—												
January.....	.2800	94 124	0 8 5	6.9938	96 83	0 13 6	2.0000	431	296			
February.....	.2800	112 124	0 8 10	6.7594	101 80	0 13 6	2.0000	431	296			
March.....	.2975	108 131	0 9 4	6.7575	106 80	0 14 3	2.0000	455	296			
April.....	.2500	106 110	0 9 10	7.2500	112 86	0 14 3	3.0000	455	444			
May.....	.2500	106 110	0 9 9	7.5500	111 90	0 14 3	3.0000	455	444			
June.....	.2500	108 110	0 9 8	7.4563	110 89	0 14 3	3.0000	455	444			
July.....	.2600	116 115	0 9 11	7.2813	113 87	0 13 6	3.0000	431	444			
August.....	.2750	117 121	0 10 2	6.8350	116 81	0 13 6	3.0000	431	444			
September.....	.2750	116 121	0 10 9	7.1438	123 85	0 13 6	3.0000	431	444			
October.....	.2700	114 119	0 11 3	8.1188	128 97	0 13 6	3.0000	431	444			
November.....	.2775	114 122	0 11 3	6.8900	128 82	0 14 0	3.0000	447	444			
December.....	.2775	114 122	0 11 4	6.6265	129 79	0 14 0	3.0000	447	444			

a No quotation.

b Interpolated.



## WHOLESALE PRICES IN THE UNITED KINGDOM AND THE UNITED STATES, BY MONTHS, QUARTERS, AND YEARS, 1913-1918—Continued.

	Hides, cattle, fifth series.				Hogs, fat stock.				Indigo, Bengal.			
	Actual price.		Relative price.		Actual price.		Relative price.		Actual price.		Relative price.	
	U. K.	U. S.	U. K.	U. S.	U. K.	U. S.	U. K.	U. S.	U. K.	U. S.	U. K.	U. S.
Market	London	New York			England and Wales.	Chicago.			London and Manchester.	New York.		
Unit	Pound	Pound			Stone	100 lbs.			Pound	Pound		
Base price.	£ s. d.	Dolls.			£ s. d.	Dolls.			£ s. d.	Dolls.		
1916—Year	0 0 10.74	.3358	123	148	0 13 1.83	9.6459	150	115	0 14 4.75	3.4167	460	507
Quarters—												
First	0 0 10	.3042	114	134	0 12 1	8.4748	138	101	0 11 3	3.1667	455	469
Second	0 0 10	.3333	114	147	0 13 2.33	9.7667	150	116	0 14 9	3.5000	471	519
Third	0 0 11.13	.3300	127	146	0 13 4.33	10.3042	152	123	0 14 9	3.5000	471	519
Fourth	0 0 11.84	.3758	135	166	0 13 11.67	10.0379	159	119	0 13 10	3.5000	442	519
Months—												
January	0 0 10	.2900	114	128	0 11 6	7.3650	131	88	0 14 0	3.0000	447	444
February	0 0 10	.3025	114	133	0 11 11	8.3750	136	100	0 14 0	3.0000	447	444
March	0 0 10	.3200	114	141	0 12 10	9.6844	146	115	0 14 9	3.5000	471	519
April	0 0 10	.3325	114	147	0 13 2	9.7438	150	116	0 14 9	3.5000	471	519
May	0 0 10	.3325	114	147	0 13 3	9.9250	151	118	0 14 9	3.5000	471	519
June	0 0 10	.3350	114	148	0 13 2	9.6313	150	115	0 14 9	3.5000	471	519
July	0 0 11	.3350	126	148	0 13 2	9.8250	150	117	0 14 9	3.5000	471	519
August	0 0 11	.3300	126	146	0 13 3	10.3438	151	123	0 14 9	3.5000	471	516
September	0 0 11.38	.3250	130	143	0 13 8	10.7438	155	128	0 14 9	3.5000	471	519
October	0 0 11.38	.3375	130	149	0 13 9	9.8700	157	117	0 14 0	3.5000	447	519
November	0 1 0.13	.3500	139	154	0 13 9	9.9338	157	119	0 13 9	3.5000	439	519
December	0 1 0	.4400	137	194	0 14 5	10.2500	164	122	0 13 9	3.5000	439	519
1917—Year	0 1 1.14	.4166	150	184	0 17 3.08	15.7047	197	187	0 12 3.13	3.6458	391	541
Quarters—												
First	0 1 0.83	.4204	147	185	0 15 7.33	12.6346	178	150	0 13 9	3.8333	439	568
Second	0 1 1.08	.4263	149	188	0 16 6.67	15.8577	189	189	0 12 7.50	3.7500	403	556
Third	0 1 1.13	.4275	150	189	0 17 9	16.9173	202	201	0 11 9	3.7500	375	556
Fourth	0 1 1.50	.3921	154	173	0 19 1.33	17.2875	218	206	0 10 11	3.2500	349	482
Months—												
January	0 1 0	.4150	137	183	0 14 8	10.9550	167	130	0 13 9	4.0000	439	593
February	0 1 1.25	.4200	151	185	0 15 8	12.5750	179	150	0 13 9	3.7500	439	556
March	0 1 1.25	.4275	151	189	0 16 6	14.7938	188	176	0 13 9	3.7500	439	556
April	0 1 1.25	.4238	151	187	0 16 8	15.7950	190	188	0 12 10.50	3.7500	411	556
May	0 1 1	.4275	149	189	0 16 5	16.0875	187	191	0 12 6	3.7500	399	556
June	0 1 1	.4275	149	189	0 16 7	15.7063	189	187	0 12 6	3.7500	399	556
July	0 1 1	.4275	149	189	0 17 3	15.4600	197	184	0 12 9	3.7500	407	556
August	0 1 1.13	.4275	150	189	0 17 7	17.3313	200	206	0 11 3	3.7500	359	556
September	0 1 1.25	.4275	151	189	0 18 5	18.3250	210	218	0 11 3	3.7500	359	556
October	0 1 1.25	.3795	151	167	1 0 1	17.5900	229	209	0 11 3	3.7500	350	556
November	0 1 1.25	.4000	151	176	0 19 3	17.4563	219	208	0 10 9	3.0000	343	444
December	0 1 2	.4000	160	176	0 18 0	16.8500	205	200	0 10 9	3.0000	343	444
1918—Year	0 1 2.83	.3354	170	148	1 0 4	17.5995	232	209	0 10 0.50	2.7708	310	410
Quarters—												
First	0 1 2	.3569	160	157	0 18 4	16.6167	209	198	0 10 0	2.5000	319	370
Second	0 1 3.13	.3246	173	143	1 1 0	17.0212	239	203	0 9 6	2.5000	303	370
Third	0 1 3.13	.3300	173	146	1 1 0	18.8554	239	224	0 10 2	3.0000	325	444
Fourth	0 1 3.05	.3300	172	146	1 1 0	17.7327	239	211	0 10 6	3.0833	335	457
Months—												
January	0 1 2	.3940	160	174	0 18 0	16.3000	205	194	0 10 3	2.5000	327	370
February	0 1 2	.3625	160	160	0 18 0	16.7188	205	199	0 10 3	2.5000	327	370
March	0 1 2	.3050	160	135	0 19 0	16.8313	217	200	0 9 6	2.5000	303	370
April	0 1 3.13	.3160	173	139	1 1 0	17.1500	239	204	0 9 6	2.5000	303	370
May	0 1 3.13	.3300	173	146	1 1 0	17.2625	239	205	0 9 6	2.7500	303	407
June	0 1 3.13	.3300	173	146	1 1 0	16.6188	239	198	0 9 6	2.2500	303	333
July	0 1 3.13	.3300	173	146	1 1 0	17.7200	239	211	0 9 6	3.0000	303	444
August	0 1 3.13	.3300	173	146	1 1 0	19.1875	239	228	0 10 6	3.0000	335	444
September	0 1 3.13	.3300	173	146	1 1 0	19.7259	239	235	0 10 6	3.0000	335	444
October	0 1 3.13	.3300	173	146	1 1 0	17.8509	239	212	0 10 6	3.0000	335	444
November	0 1 3.13	.3300	173	146	1 1 0	17.8125	239	212	0 10 6	3.0000	335	444
December	0 1 2.88	.3300	170	146	1 1 0	17.5750	239	209	0 10 6	3.2500	335	481

## WHOLESALE PRICES IN THE UNITED KINGDOM AND THE UNITED STATES, BY MONTHS, QUARTERS, AND YEARS, 1913-1918-Continued.

	Iron, bar, first series.				Iron, bar, second series.				Iron, hoop.			
	Actual price.		Relative price.		Actual price.		Relative price.		Actual price.		Relative price.	
	U. K.	U. S.	U. K.	U. S.	U. K.	U. S.	U. K.	U. S.	U. K.	U. S.	U. K.	U. S.
<b>Market</b> .....	<b>At works</b> .....	<b>Phila-</b>			<b>Manchester</b>	<b>Phila-</b>			<b>At works</b> .....	<b>Pitts-</b>		
<b>Unit</b> .....	<b>Ton</b> .....	<b>delphia,</b>			<b>London.</b>	<b>delphia,</b>			<b>Ton</b> .....	<b>burgh,</b>		
		<b>100 lbs.</b>			<b>Ton.</b>	<b>Pound</b>				<b>100 lbs.</b>		
<b>Base price.</b>	<b>£ s. d.</b>	<b>Dolls.</b>			<b>£ s. d.</b>	<b>Dolls.</b>			<b>£ s. d.</b>	<b>Dolls.</b>		
	7 1 6.75	1.3050			7 15 0	0.0180			7 13 6.50	1.3917		
1913—Year	7 19 3.25	1.5100	112	116	7 15 0	.0192	100	107	8 7 8.50	1.5500	109	111
Quarters—												
First.....	8 12 1	1.6667	122	128	7 15 0	.0206	100	114	8 15 0	1.5833	114	114
Second.....	8 6 3	1.6567	117	127	7 15 0	.0196	100	109	8 13 4	1.6000	113	115
Third.....	7 16 3	1.4333	110	110	7 15 0	.0193	100	107	8 6 8	1.5667	109	113
Fourth.....	7 2 6	1.2900	101	99	7 15 0	.0173	100	96	7 15 10	1.4667	101	105
Months—												
January...	8 11 3	1.6800	121	129	7 15 0	.0206	100	114	8 15 0	1.5500	114	111
February...	8 13 9	1.6700	123	128	7 15 0	.0206	100	114	8 15 0	1.6000	114	115
March.....	8 11 3	1.6500	121	126	7 15 0	.0206	100	114	8 15 0	1.6000	114	115
April.....	8 10 0	1.6800	120	129	7 15 0	.0196	100	109	8 15 0	1.6000	114	115
May.....	8 6 3	1.6800	117	129	7 15 0	.0196	100	109	8 15 0	1.6000	114	115
June.....	8 2 6	1.6100	115	123	7 15 0	.0196	100	109	8 10 0	1.6000	111	115
July.....	8 2 6	1.5500	115	119	7 15 0	.0196	100	109	8 10 0	1.5500	111	111
August.....	7 13 9	1.4200	109	109	7 15 0	.0196	100	109	8 5 0	1.5500	107	111
September	7 12 6	1.3300	108	102	7 15 0	.0186	100	103	8 5 0	1.6000	107	115
October...	7 7 6	1.3200	104	101	7 15 0	.0176	100	98	7 17 6	1.5500	103	111
November	7 1 3	1.3000	100	100	7 15 0	.0176	100	98	7 15 0	1.4500	101	104
December.	6 18 9	1.2500	98	96	7 15 0	.0166	100	92	7 15 0	1.4000	101	101
1914—Year	7 1 1.75	1.2000	100	92	7 15 5	.0160	100	89	7 9 9.50	1.2700	98	91
Quarters—												
First.....	6 17 1	1.2667	97	97	17 15 0	.0166	100	92	7 6 8	1.2833	96	92
Second.....	6 10 5	1.2300	92	94	17 15 0	.0157	100	87	7 5 0	1.2500	94	90
Third.....	7 5 0	1.1833	102	91	17 15 0	.0163	100	91	7 7 6	1.2833	96	92
Fourth.....	7 12 1	1.1300	107	87	7 16 8	.0152	101	84	8 0 0	1.2500	104	90
Months—												
January...	6 18 9	1.2400	98	95	7 15 0	.0166	100	92	7 7 6	1.2500	96	90
February...	6 18 9	1.2800	98	98	7 15 0	.0166	100	92	7 7 6	1.3000	96	93
March.....	6 13 9	1.2800	95	98	7 15 0	.0166	100	92	7 5 0	1.3000	94	93
April.....	6 11 3	1.2300	93	94	7 15 0	.0157	100	87	7 5 0	1.2500	94	90
May.....	6 10 0	1.2300	92	94	7 15 0	.0157	100	87	7 5 0	1.2500	94	90
June.....	6 10 0	1.2300	92	94	7 15 0	.0157	100	87	7 5 0	1.2500	94	90
July.....	6 10 0	1.1900	92	91	7 15 0	.0157	100	87	7 5 0	1.2700	94	91
August....	7 5 0	1.1800	102	90	7 15 0	.0166	100	92	6 17 6	1.2800	90	92
September	8 0 0	1.1800	103	90	7 15 0	.0166	100	92	8 0 0	1.3000	104	93
October...	7 17 6	1.1400	111	87	7 15 0	.0152	100	84	8 0 0	1.2700	104	91
November	7 8 9	1.1300	105	87	7 15 0	.0152	100	84	8 0 0	1.2500	104	90
December.	7 10 0	1.1200	106	86	8 0 0	.0152	103	84	8 0 0	1.2300	104	88
1915—Year	10 8 1.50	1.3700	147	105	7 15 5	.0174	100	97	10 18 6.50	1.4000	142	101
Quarters—												
First.....	8 0 10	1.1233	114	86	7 16 8	.0152	101	84	8 9 2	1.2467	110	90
Second.....	9 17 1	1.1867	139	91	7 15 0	.0157	100	87	10 8 4	1.2500	136	90
Third.....	11 11 3	1.4133	163	108	7 15 0	.0174	100	97	11 13 4	1.3533	152	97
Fourth.....	12 3 4	1.7600	172	135	7 15 0	.0215	100	119	13 3 4	1.7567	172	126
Months—												
January...	7 7 6	1.1200	104	86	8 0 0	.0152	103	84	8 0 0	1.2400	104	89
February...	8 2 6	1.1200	115	86	7 15 0	.0152	100	84	8 7 6	1.2500	109	90
March.....	8 12 6	1.1300	122	87	7 15 0	.0152	100	84	9 0 0	1.2500	117	90
April.....	8 18 9	1.1800	126	90	7 15 0	.0155	100	86	10 0 0	1.2500	130	90
May.....	10 0 0	1.1800	141	90	7 15 0	.0157	100	87	10 10 0	1.2530	137	90
June.....	10 12 6	1.2000	150	92	7 15 0	.0158	100	88	10 15 0	1.2500	140	90
July.....	11 7 6	1.3200	161	101	7 15 0	.0162	100	90	11 0 0	1.3000	143	93
August.....	11 12 6	1.4300	164	110	7 15 0	.0171	100	95	12 0 0	1.3300	156	96
September	11 13 9	1.4900	165	114	7 15 0	.0188	100	104	12 0 0	1.4300	156	103
October...	11 13 9	1.5700	165	120	7 15 0	.0198	100	110	12 5 0	1.5530	160	111
November	11 18 9	1.7200	169	132	7 15 0	.0216	100	120	12 10 0	1.7700	163	121
December.	12 17 6	1.9900	182	152	7 15 0	.0232	100	129	14 15 0	1.9500	192	147

WHOLESALE PRICES IN THE UNITED KINGDOM AND THE UNITED STATES, BY MONTHS, QUARTERS, AND YEARS, 1913-1918—Continued.

	Iron, bar, first series.				Iron, bar, second series.				Iron, hoop.			
	Actual price.		Relative price.		Actual price.		Relative price.		Actual price.		Relative price.	
	U. K.	U. S.	U. K.	U. S.	U. K.	U. S.	U. K.	U. S.	U. K.	U. S.	U. K.	U. S.
Market...	At works...	Phila- dephia.	.....	.....	Manchester London.	Phila- dephia.	.....	.....	At works..	Pitts- burgh.	.....	.....
Unit.....	Ton.....	100 lbs.	.....	.....	Ton.....	Pound.	.....	.....	Ton.....	100 lbs.	.....	.....
Base price.	£ s. d. 7 1 6.75	Dolls. 1.3050	.....	.....	£ s. d. 7 15 0	Dolls. 0.0180	.....	.....	£ s. d. 7 13 6.50	Dolls. 1.3917	.....	.....
1916—Year....	13 13 11.50	2.5700	193	197	13 3 9	.0327	170	182	17 11 5.50	2.8000	229	201
Quarters—												
First.....	13 10 0	2.4033	191	184	9 13 4	.0287	125	159	16 4 2	2.3367	218	168
Second....	13 15 0	2.6467	195	203	13 13 4	.0319	176	177	17 15 0	2.7767	231	200
Third.....	13 15 0	2.6600	194	204	14 10 0	.0328	187	182	17 16 8	2.8733	232	206
Fourth....	13 15 0	2.7800	194	213	14 18 4	.0372	192	207	18 0 0	3.2033	234	230
Months—												
January....	13 7 6	2.2400	189	172	7 15 0	.0270	100	150	14 17 6	2.0400	194	147
February..	13 7 6	2.4100	189	185	7 15 0	.0284	100	158	17 10 0	2.4000	228	172
March.....	13 15 0	2.5600	194	196	13 10 0	.0307	174	171	17 15 0	2.5700	231	185
April.....	13 17 6	2.6200	196	201	13 10 0	.0319	174	177	17 15 0	2.7000	231	194
May.....	13 15 0	2.6600	194	204	13 15 0	.0319	177	177	17 15 0	2.8800	231	207
June.....	13 15 0	2.6600	194	204	13 15 0	.0319	177	177	17 15 0	2.7500	231	198
July.....	13 15 0	2.6600	194	204	13 15 0	.0319	177	177	17 15 0	2.7500	231	198
August....	13 15 0	2.6600	194	204	14 17 6	.0333	192	185	17 15 0	2.8700	231	206
September	13 15 0	2.6600	194	204	14 17 6	.0333	192	185	18 0 0	3.0000	234	216
October....	13 15 0	2.6600	194	204	14 17 6	.0353	192	196	18 0 0	3.0300	234	218
November..	13 15 0	2.6600	194	204	14 17 6	.0372	192	207	18 0 0	3.2500	234	234
December..	13 15 0	3.0200	194	231	15 0 0	.0392	194	218	18 0 0	3.3300	234	239
1917—Year....	13 15 0	4.0600	194	311	15 0 0	.0474	194	263	19 0 0	4.3800	248	315
Quarters—												
First.....	13 15 0	3.2433	194	249	15 0 0	.0413	194	229	19 0 0	3.7500	248	269
Second....	13 15 0	4.1067	194	315	15 0 0	.0460	194	256	19 0 0	4.2500	248	305
Third.....	13 15 0	4.8867	194	374	15 0 0	.0550	194	306	19 0 0	5.3267	248	383
Fourth....	13 15 0	4.0133	194	308	15 0 0	.0473	194	263	19 0 0	4.1800	248	300
Months—												
January....	13 15 0	3.1600	194	242	15 0 0	.0400	194	222	19 0 0	3.5000	248	251
February..	13 15 0	3.1600	194	242	15 0 0	.0400	194	222	19 0 0	3.7500	248	269
March.....	13 15 0	3.4100	194	261	15 0 0	.0438	194	243	19 0 0	4.0000	248	287
April.....	13 15 0	3.4100	194	261	15 0 0	.0450	194	250	19 0 0	4.0000	248	287
May.....	13 15 0	4.1600	194	319	15 0 0	.0450	194	250	19 0 0	4.0000	248	287
June.....	13 15 0	4.7500	194	364	15 0 0	.0480	194	267	19 0 0	4.7500	248	341
July.....	13 15 0	4.8000	194	368	15 0 0	.0550	194	306	19 0 0	5.5000	248	395
August....	13 15 0	4.9200	194	377	15 0 0	.0550	194	306	19 0 0	5.4800	248	394
September	13 15 0	4.9400	194	379	15 0 0	.0550	194	306	19 0 0	5.0000	248	359
October....	13 15 0	4.4600	194	342	15 0 0	.0520	194	289	19 0 0	5.0000	248	359
November..	13 15 0	3.9000	194	299	15 0 0	.0450	194	250	19 0 0	4.0400	248	290
December..	13 15 0	3.6800	194	282	15 0 0	.0450	194	250	19 0 0	3.5000	248	251
1918—Year....	14 2 11	3.5000	200	268	14 2 3.50	.0490	182	272	19 0 0	3.5000	248	251
Quarters—												
First.....	13 15 10	3.5000	195	268	13 15 0	.0450	177	250	19 0 0	3.5000	248	251
Second....	13 17 6	3.5000	196	268	13 15 0	.0450	178	250	19 0 0	3.5000	248	251
Third.....	14 3 4	3.5000	200	268	14 3 4	.0471	183	262	19 0 0	3.5000	248	251
Fourth....	14 15 0	3.5000	208	268	14 15 0	.0591	190	328	19 0 0	3.5000	248	251
Months—												
January....	13 15 0	3.5000	194	268	13 15 0	.0450	177	250	19 0 0	3.5000	248	251
February..	13 15 0	3.5000	194	268	13 15 0	.0450	177	250	19 0 0	3.5000	248	251
March.....	13 17 6	3.5000	196	268	13 15 0	.0450	177	250	19 0 0	3.5000	248	251
April.....	13 17 6	3.5000	196	268	13 15 0	.0450	177	250	19 0 0	3.5000	248	251
May.....	13 17 6	3.5000	196	268	13 15 0	.0450	177	250	19 0 0	3.5000	248	251
June.....	13 17 6	3.5000	196	268	13 17 6	.0450	179	250	19 0 0	3.5000	248	251
July.....	13 17 6	3.5000	196	268	13 17 6	.0466	179	259	19 0 0	3.5000	248	251
August....	13 17 6	3.5000	196	268	13 17 6	.0473	179	263	19 0 0	3.5000	248	251
September	14 15 0	3.5000	208	268	14 15 0	.0473	190	263	19 0 0	3.5000	248	251
October....	14 15 0	3.5000	208	268	14 15 0	.0526	190	292	19 0 0	3.5000	248	251
November..	14 15 0	3.5000	208	268	14 15 0	.0623	190	346	10 0 0	3.5000	248	251
December..	14 15 0	3.5000	208	268	14 15 0	.0623	190	346	19 0 0	3.5000	248	251

WHOLESALE PRICES IN THE UNITED KINGDOM AND THE UNITED STATES, BY MONTHS, QUARTERS, AND YEARS, 1913-1918—Continued.

Market .. Unit .....	Iron, pig.				Lamb, dressed.				Lard, American.			
	Actual price.		Relative price.		Actual price.		Relative price.		Actual price.		Relative price.	
	U. K.	U. S.	U. K.	U. S.	U. K.	U. S.	U. K.	U. S.	U. K.	U. S.	U. K.	U. S.
Base price.	£ s. d. 6 3 4.50	Dolls. 13.9008			£ s. d. 2 13 1	Dolls. 0.1451			£ s. d. 2 15 11.38	Dolls. 0.1080		
1913—Year....	2 19 6.50	14.9025	113	107	2 13 6.50	.1487	101	102	2 17 11.70	.1101	104	102
Quarters—												
First.....	3 5 2	16.6500	123	120	2 12 10	.1583	100	109	2 18 1.50	.1058	104	98
Second.....	3 4 3	14.8833	122	107	2 17 10	.1544	109	106	2 17 10	.1115	103	103
Third.....	2 16 6	14.0200	107	101	2 12 2	.1485	98	102	2 18 11.50	.1144	105	106
Fourth.....	2 12 3	14.0567	99	101	2 11 4	.1339	97	92	2 17 11	.1081	102	100
Months—												
January....	3 7 9	16.9500	128	122	2 11 6	.1575	97	109	(a)	.1009	<sup>b</sup> 104	93
February....	3 6 0	16.6900	125	120	2 13 6	.1625	101	112	(a)	.1065	<sup>b</sup> 104	99
March.....	3 1 9	16.3100	117	117	2 13 6	.1550	101	107	2 18 1.50	.1101	104	102
April.....	3 7 0	15.6500	127	113	2 17 0	.1613	107	111	2 19 0	.1116	105	103
May.....	3 7 3	14.9400	127	107	2 19 6	.1530	112	105	2 17 10.50	.1118	103	104
June.....	2 18 6	14.0600	111	101	2 17 0	.1488	107	103	2 16 7.50	.1110	101	103
July.....	2 17 6	13.7500	109	99	2 14 6	.1563	103	108	2 18 9	.1159	105	107
August.....	2 15 9	14.0600	105	101	2 11 6	.1470	97	101	2 19 3	.1141	106	106
September	2 16 3	14.2500	106	103	2 10 6	.1425	95	98	2 18 10.50	.1133	105	105
October....	2 15 0	14.3500	104	103	2 9 6	.1330	93	92	2 16 10.50	.1071	102	99
November	2 12 0	13.8700	98	100	2 10 0	.1300	94	90	2 17 7.50	.1093	103	101
December.	2 9 9	13.9500	94	100	2 14 6	.1388	103	96	2 16 9	.1079	101	100
1914—Year....	2 11 2.50	13.3900	97	96	2 16 8	.1515	107	104	2 15 7.38	.1037	99	96
Quarters—												
First.....	2 11 1	13.8867	97	100	2 14 6	.1398	103	96	2 15 6.50	.1076	99	100
Second.....	2 11 8	13.6400	98	98	2 14 4	.1579	102	109	2 12 2.50	.1019	93	94
Third.....	2 11 4	13.2667	97	95	2 18 10	.1583	111	109	2 18 5	.1002	104	93
Fourth.....	2 10 9	12.7667	96	92	2 19 0	.1505	111	104	2 16 3.50	.1057	101	98
Months—												
January....	2 10 6	13.8500	96	100	2 15 6	.1430	105	99	2 16 9	.1096	101	101
February....	2 12 6	13.8100	98	99	2 14 0	.1400	102	96	2 17 10.50	.1070	100	99
March.....	2 10 9	14.0000	96	101	2 14 0	.1363	102	94	2 14 0	.1061	97	98
April.....	2 11 9	13.8000	98	99	2 13 6	.1438	101	99	2 12 10.50	.1041	95	96
May.....	2 11 9	13.7500	98	99	2 14 0	.1550	102	107	2 12 3	.1066	93	93
June.....	2 11 6	13.3700	97	96	2 15 6	.1750	105	121	2 11 6	.1011	92	94
July.....	2 11 3	13.3000	97	96	2 16 0	.1660	105	114	2 12 3	.1023	93	95
August.....	2 11 3	13.2500	97	95	3 0 6	.1638	114	113	3 3 9	.0978	114	91
September	2 11 6	13.2500	97	95	3 0 0	.1450	113	100	2 19 3	.1005	106	93
October....	2 11 3	12.9000	97	93	2 19 6	.1390	112	99	2 15 0	.1030	98	95
November	2 9 6	12.9000	94	93	2 19 6	.1663	112	115	2 19 0	.1113	105	103
December.	2 11 6	12.5000	97	90	2 18 0	.1463	109	101	2 14 10.50	.1027	98	95
1915—Year....	3 4 4	13.5758	122	98	3 9 9	.1635	131	113	2 14 5.25	.0940	97	87
Quarters—												
First.....	2 16 3	12.3567	106	89	3 2 6	.1500	118	103	2 16 9	.1037	101	96
Second.....	3 6 2	12.4133	125	89	3 11 8	.1873	135	129	2 14 4	.0960	97	89
Third.....	3 6 5	13.5233	126	97	3 15 2	.1648	142	114	2 8 3.50	.0819	86	76
Fourth.....	3 8 6	16.0100	130	115	3 9 8	.1522	131	105	2 18 4.50	.0954	104	88
Months—												
January....	2 14 3	12.4000	103	89	2 19 0	.1425	111	98	3 0 3	.1076	108	100
February....	2 17 9	12.4000	109	89	3 2 0	.1475	117	102	2 15 6	.1044	99	97
March.....	2 16 9	12.2700	107	88	3 6 6	.1600	125	110	2 14 6	.0990	97	92
April.....	3 7 3	12.3400	127	89	3 8 0	.1720	128	119	2 14 1.50	.0986	97	91
May.....	3 5 3	12.4000	123	89	3 10 6	.1950	133	134	2 14 10.50	.0979	98	91
June.....	3 6 0	12.5000	125	90	3 16 6	.1950	144	134	2 14 0	.0916	97	85
July.....	3 7 0	12.7100	127	91	3 16 6	.1720	144	119	2 10 9	.809	91	75
August.....	3 7 0	13.7100	127	99	3 15 0	.1650	141	114	2 2 10.50	.0814	77	75
September	3 5 3	14.1500	123	102	3 14 0	.1575	139	109	2 11 3	.0833	92	77
October....	3 5 3	14.7800	123	106	3 13 6	.1650	138	107	2 16 3	.0943	101	87
November	3 8 0	16.1500	129	116	3 9 6	.1525	131	105	2 19 1.50	.0929	106	86
December.	3 12 3	17.1000	137	123	3 6 0	.1490	124	103	2 19 9	.0989	107	82

No quotation.

<sup>b</sup> Interpolated.

WHOLESALE PRICES IN THE UNITED KINGDOM AND THE UNITED STATES, BY MONTHS, QUARTERS, AND YEARS, 1913-1918—Continued.

Market...	Iron, pig.				Lamb, dressed.				Lard, American.			
	Actual price.		Relative price.		Actual price.		Relative price.		Actual price.		Relative price.	
	U. K.	U. S.	U. K.	U. S.	U. K.	U. S.	U. K.	U. S.	U. K.	U. S.	U. K.	U. S.
Unit.....	London and Manchester.	Cincinnati.			Birmingham.	Chicago.			London....	New York.		
Base price.	£ s. d.	Dolls.			£ s. d.	Dolls.			£ s. d.	Dolls.		
1916—Year....	4 4 7.50	18.6708	160	134	4 14 4	.1829	178	126	3 19 0.13	.1347	141	125
Quarters—												
First.....	4 1 0	17.9000	153	129	3 18 0	.1765	147	122	3 1 11	.1067	111	99
Second.....	4 2 6	17.7133	156	127	5 9 6	.1908	206	131	4 0 3.50	.1277	144	118
Third.....	4 7 6	16.9600	165	122	5 1 4	.1891	191	130	3 19 8.50	.1390	143	129
Fourth.....	4 7 6	22.1100	165	159	4 8 6	.1743	167	120	4 14 1.50	.1664	168	154
Months—												
January....	3 18 0	17.9000	148	129	3 13 6	.1688	138	116	3 2 0	.1044	111	97
February....	4 2 6	17.9000	156	129	3 14 0	.1788	139	123	3 0 3	.1025	108	95
March.....	4 2 6	17.9000	156	129	4 6 6	.1820	163	125	3 3 6	.1131	114	105
April.....	4 2 6	17.9000	156	129	4 15 0	.1888	179	130	3 17 6	.1139	139	112
May.....	4 2 6	17.9000	156	129	5 12 0	.1875	211	129	4 6 3	.1312	154	121
June.....	4 2 6	17.3400	156	125	6 1 6	.1960	229	135	3 17 1.50	.1310	138	121
July.....	4 7 6	16.9000	165	122	5 4 6	.1850	197	127	3 18 10.50	.1313	141	122
August.....	4 7 6	16.7000	165	120	5 4 6	.1963	197	135	3 11 4.50	.1369	133	127
September	4 7 6	17.2800	165	124	4 15 0	.1860	179	128	4 5 10.50	.1489	154	138
October....	4 7 6	18.0800	165	130	4 8 0	.1700	166	117	4 7 1.50	.1378	156	146
November	4 7 6	22.4000	165	161	4 8 6	.1738	167	120	4 15 6	.1730	171	160
December.	4 7 6	25.9000	165	186	4 9 0	.1790	168	123	4 19 9	.1683	178	156
1917—Year....	4 11 3	38.8082	178	279	5 9 9	.2397	207	165	6 6 0.33	.2170	225	201
Quarters—												
First.....	4 7 6	28.3231	165	204	5 10 10	.2031	209	140	6 4 6.58	.1760	223	163
Second.....	4 12 6	41.5154	175	299	5 15 6	.2488	218	171	6 5 7.38	.2278	225	202
Third.....	4 12 6	49.9000	175	359	5 5 2	.2612	198	180	6 0 5.25	.2230	215	206
Fourth.....	4 12 6	35.9000	175	258	5 7 6	.2458	203	169	6 13 8	.2573	239	238
Months—												
January....	4 7 6	26.1000	165	188	4 15 6	.1963	180	135	5 3 5.63	.1607	185	149
February....	4 7 6	27.5250	165	198	5 14 6	.2100	216	145	6 5 0	.1723	223	160
March.....	4 7 6	31.9000	165	230	6 2 6	.2030	231	140	7 1 0.60	.1999	252	185
April.....	4 12 6	37.4000	175	269	6 15 6	.2175	255	150	6 16 11.63	.2131	245	197
May.....	4 12 6	41.9000	175	301	5 6 0	.2563	200	177	6 6 10.88	.2251	227	208
June.....	4 12 6	45.1500	175	325	5 5 0	.2680	198	185	5 15 6	.2120	206	196
July.....	4 12 6	49.9000	175	359	5 5 0	.2588	198	178	5 16 9	.2013	209	186
August....	4 12 6	49.9000	175	359	5 5 0	.2475	198	171	5 19 6.60	.2266	214	210
September	4 12 6	49.9000	175	359	5 5 6	.2740	199	189	6 4 3.75	.2421	222	224
October....	4 12 6	35.9000	175	258	5 7 6	.2600	203	179	6 8 10	.2468	230	229
November	4 12 6	35.9000	175	258	5 7 6	.2400	203	165	6 14 9	.2788	241	258
December.	4 12 6	35.9000	175	258	5 7 6	.2390	203	165	6 15 11.25	.2535	243	235
1918—Year....	4 15 0	36.5340	180	263	6 3 9.0	.2694	233	186	7 13 0.94	.2603	274	241
Quarters—												
First.....	4 15 0	35.9000	180	258	5 11 6	.2454	210	169	7 4 5.31	.2595	258	240
Second.....	4 15 0	35.9583	180	259	6 1 6	.2929	229	202	7 12 5.54	.2512	273	233
Third.....	4 15 0	36.6000	180	263	6 2 2	.2992	230	206	7 18 0	.2682	282	248
Fourth.....	4 15 0	37.6000	180	271	7 0 0	.2400	264	165	7 18 0	.2628	282	243
Months—												
January....	4 15 0	35.9000	180	258	5 7 6	.2413	203	166	6 15 11.25	.2495	213	231
February....	4 15 0	35.9000	180	258	5 7 6	.2475	203	171	7 3 6	.2678	257	248
March.....	4 15 0	35.9000	180	258	5 19 6	.2470	225	170	7 12 0	.2659	272	246
April.....	4 15 0	35.9000	180	258	6 1 6	.2925	229	202	7 12 0	.2583	272	239
May.....	4 15 0	35.9000	180	258	6 1 6	.2863	229	197	7 12 0	.2484	272	230
June.....	4 15 0	36.0750	180	260	6 1 6	.3000	229	207	7 13 6	.2450	274	227
July.....	4 15 0	36.6000	180	263	6 1 6	.3125	229	215	7 18 0	.2640	282	244
August....	4 15 0	36.6000	180	263	6 1 6	.2960	229	204	7 18 0	.2689	282	249
September	4 15 0	36.6000	180	263	6 3 6	.2900	233	200	7 18 0	.2716	282	251
October....	4 15 0	37.6000	180	271	7 0 0	.2400	264	165	7 18 0	.2658	282	246
November	4 15 0	37.6000	180	271	7 0 0	.2400	264	165	7 18 0	.2717	282	252
December.	4 15 0	37.6000	180	271	7 0 0	.2400	264	165	7 18 0	.2545	282	236

## WHOLESALE PRICES IN THE UNITED KINGDOM AND THE UNITED STATES, BY MONTHS, QUARTERS, AND YEARS, 1913-1918—Continued.

Market. Unit.	Lead, acetate of, white.				Lead, carbonate of (white lead).				Lead, nitrate of.			
	Actual price.		Relative price.		Actual price.		Relative price.		Actual price.		Relative price.	
	U. K.	U. S.	U. K.	U. S.	U. K.	U. S.	U. K.	U. S.	U. K.	U. S.	U. K.	U. S.
Base price.	Manches- ter. Ton.	New York. Pound.			Manches- ter. Ton.	New York. Pound.			Manches- ter. Ton.	New York. Pound.		
	£ s. d.	Dolls.			£ s. d.	Dolls.			£ s. d.	Dolls.		
	26 8 9	0.0929			27 5 10	0.0681			29 7 6	0.0808		
1913—Year	25 19 2	.0950	98	102	26 10 0	.0676	97	99	28 13 4	.0821	98	102
Quarters—												
First	25 11 8	.0950	97	102	25 16 0	.0670	95	98	28 3 4	.0829	96	103
Second	25 10 0	.0950	96	102	25 6 8	.0662	93	97	27 10 0	.0829	94	103
Third	26 3 4	.0950	99	102	27 6 8	.0678	100	100	28 16 8	.0821	98	102
Fourth	26 11 8	.0950	101	102	27 10 0	.0695	101	102	30 3 4	.0804	103	100
Months—												
January	26 0 0	.0950	98	102	26 0 0	.0686	95	101	28 0 0	.0813	95	101
February	25 10 0	.0950	96	102	26 0 0	.0662	95	97	28 10 0	.0838	97	104
March	25 5 0	.0950	96	102	25 10 0	.0662	93	97	28 0 0	.0838	95	104
April	25 0 0	.0950	95	102	25 0 0	.0662	92	97	27 10 0	.0838	94	104
May	25 0 0	.0950	95	102	25 0 0	.0662	92	97	27 10 0	.0813	94	101
June	26 10 0	.0950	100	102	26 0 0	.0662	95	97	27 10 0	.0838	94	114
July	26 0 0	.0950	98	102	28 0 0	.0662	103	97	28 0 0	.0813	95	101
August	26 5 0	.0950	99	102	27 0 0	.0662	99	97	28 0 0	.0838	95	104
September	26 5 0	.0950	99	102	27 0 0	.0711	99	104	30 10 0	.0813	104	101
October	26 10 0	.0950	100	102	27 0 0	.0711	99	104	30 10 0	.0800	104	99
November	26 10 0	.0950	100	102	27 10 0	.0711	101	104	30 0 0	.0800	102	99
December	26 15 0	.0950	101	102	28 0 0	.0662	103	97	30 0 0	.0813	102	101
1914—Year	30 12 11	.0904	116	97	27 18 4	.0675	102	99	30 4 7	.0825	103	102
Quarters—												
First	26 16 8	.0917	101	99	27 6 8	.0675	100	99	29 13 4	.0804	101	100
Second	26 3 4	.0900	99	97	27 0 0	.0675	99	99	28 16 8	.0804	98	100
Third	30 8 4	.0900	115	97	28 13 4	.0675	105	99	30 15 0	.0803	105	99
Fourth	39 3 4	.0900	148	97	28 13 4	.0675	105	99	31 13 4	(a)	108	b110
Months—												
January	26 15 0	.0950	101	102	27 10 0	.0675	101	99	29 10 0	.0800	100	99
February	27 0 0	.0900	102	97	27 10 0	.0675	101	99	29 10 0	.0813	100	101
March	26 15 0	.0900	101	97	27 0 0	.0675	99	99	30 0 0	.0800	102	99
April	26 10 0	.0900	100	97	27 0 0	.0675	99	99	29 10 0	.0800	100	99
May	26 0 0	.0900	98	97	27 0 0	.0675	99	99	28 15 0	.0800	98	99
June	26 0 0	.0900	98	97	27 0 0	.0675	99	99	28 5 0	.0813	96	101
July	26 5 0	.0900	99	97	27 0 0	.0675	99	99	27 15 0	.0800	94	99
August	30 0 0	.0900	113	97	27 0 0	.0675	99	99	32 0 0	(a)	109	98
September	35 0 0	.0900	132	97	32 0 0	.0675	117	99	32 10 0	(a)	111	b102
October	40 0 0	.0900	151	97	30 0 0	.0675	110	99	32 0 0	(a)	109	b106
November	40 0 0	.0900	151	97	29 0 0	.0675	106	99	31 10 0	(a)	107	b110
December	37 10 0	.0900	142	97	27 0 0	.0675	99	99	31 10 0	(a)	107	b114
1915—Year	48 11 8	.1025	184	110	32 15 0	.0698	120	102	43 8 4	.1109	148	137
Quarters—												
First	38 0 0	.0900	144	97	27 0 0	.0675	99	99	31 0 0	(a)	106	b122
Second	39 13 4	.0900	150	97	30 13 4	.0692	112	102	33 10 0	(a)	114	b134
Third	52 6 8	.1150	198	124	36 3 4	.0725	133	106	48 16 8	.1150	166	142
Fourth	64 6 8	.1150	243	124	37 3 4	.0700	136	103	60 6 8	.1217	205	151
Months—												
January	38 0 0	.0900	144	97	27 0 0	.0675	99	99	31 10 0	(a)	107	b118
February	38 0 0	.0900	144	97	26 10 0	.0675	97	99	30 10 0	(a)	104	b122
March	38 0 0	.0900	144	97	27 10 0	.0675	101	99	31 0 0	(a)	106	b126
April	38 0 0	.0900	144	97	28 0 0	.0675	103	99	31 0 0	(a)	106	b130
May	38 10 0	.0900	146	97	28 0 0	.0675	103	99	33 10 0	(a)	114	b134
June	42 10 0	.0900	161	97	36 0 0	.0725	132	106	36 0 0	(a)	123	b158
July	50 0 0	.1150	189	124	40 0 0	.0775	147	114	37 10 0	.1150	128	142
August	53 10 0	.1150	202	124	39 0 0	.0725	117	106	50 0 0	.1150	170	142
September	53 10 0	.1150	202	124	36 10 0	.0675	134	99	59 0 0	.1150	201	142
October	60 0 0	.1150	227	124	37 10 0	.0675	137	99	58 10 0	.1150	199	142
November	64 0 0	.1150	242	124	37 10 0	.0700	137	103	60 0 0	.1150	204	142
December	69 0 0	.1150	261	124	36 10 0	.0725	134	106	62 10 0	.1350	213	167

a No quotation.

b Interpolated.

WHOLESALE PRICES IN THE UNITED KINGDOM AND THE UNITED STATES, BY MONTHS, QUARTERS, AND YEARS, 1913-1918—Continued.

	Lead, acetate of, white.				Lead, carbonate of (white lead).				Lead, nitrate of.			
	Actual price.		Relative price.		Actual price.		Relative price.		Actual price.		Relative price.	
	U. K.	U. S.	U. K.	U. S.	U. K.	U. S.	U. K.	U. S.	U. K.	U. S.	U. K.	U. S.
Market . . . . .	Manches- ter.	New York.			Manches- ter.	New York.			Manches- ter.	New York.		
Unit . . . . .	Ton.	Pound.			Ton.	Pound.			Ton.	Pound.		
Base price.	£ s. d. 26 8 9	Dolls. 0.0929			£ s. d. 27 5 10	Dolls. 0.0681			£ s. d. 29 7 6	Dolls. 0.0808		
1916—Year . . . . .	92 6 8	.1370	349	147	45 0 10	.0927	165	136	73 1 8	.1567	249	194
Quarters—												
First . . . . .	84 0 0	.1280	318	138	39 0 0	.0783	143	115	71 10 0	.1550	243	192
Second . . . . .	104 0 0	.1446	393	156	46 13 4	.0975	171	143	85 0 0	.1617	289	200
Third . . . . .	95 6 8	.1513	361	163	47 10 0	.0975	174	143	70 16 8	.1550	241	192
Fourth . . . . .	86 0 0	.1242	325	134	47 0 0	.0975	172	143	65 0 0	.1550	221	192
Months—												
January . . . . .	70 0 0	.1213	265	131	37 0 0	.0725	136	106	66 0 0	.1350	225	167
February . . . . .	82 0 0	.1313	310	141	40 0 0	.0800	147	117	68 10 0	.1650	233	204
March . . . . .	100 0 0	.1313	378	141	40 0 0	.0825	147	121	80 0 0	.1650	272	204
April . . . . .	104 0 0	.1313	393	141	45 0 0	.0975	165	143	90 0 0	.1700	306	210
May . . . . .	105 0 0	.1513	397	163	47 10 0	.0975	174	143	85 0 0	.1600	289	198
June . . . . .	103 0 0	.1513	390	163	47 10 0	.0975	174	143	80 0 0	.1550	272	192
July . . . . .	100 0 0	.1513	378	163	47 10 0	.0975	174	143	75 0 0	.1550	255	192
August . . . . .	96 0 0	.1513	363	163	47 10 0	.0975	174	143	70 0 0	.1550	238	192
September . . . . .	90 0 0	.1513	340	163	47 10 0	.0975	174	143	67 10 0	.1550	230	192
October . . . . .	88 0 0	.1275	333	137	46 10 0	.0975	170	143	65 0 0	.1550	221	192
November . . . . .	86 0 0	.1225	325	132	46 10 0	.0975	170	143	65 0 0	.1550	221	192
December . . . . .	84 0 0	.1225	318	132	48 0 0	.0975	176	143	65 0 0	.1550	221	192
1917—Year . . . . .	98 10 0	.1452	373	156	46 0 0	.1121	170	165	63 5 10.01	.3288	215	407
Quarters—												
First . . . . .	83 3 4	.1242	315	134	47 10 0	.0992	174	146	64 3 4	.1550	218	192
Second . . . . .	95 0 0	.1392	359	150	46 10 0	.1108	170	163	65 0 0	.1550	221	192
Third . . . . .	96 13 4	.1525	366	164	46 0 0	.1275	169	187	63 0 0	(a)	214	b 433
Fourth . . . . .	119 3 4	.1650	451	178	46 0 0	.1108	169	163	61 0 0	(a)	208	b 306
Months—												
January . . . . .	82 0 0	.1225	310	132	47 10 0	.0975	174	143	62 10 0	.1550	213	192
February . . . . .	82 10 0	.1225	312	132	47 10 0	.0975	174	143	65 0 0	.1550	221	192
March . . . . .	85 0 0	.1275	322	137	47 10 0	.1025	174	151	65 0 0	.1550	221	192
April . . . . .	95 0 0	.1325	359	143	47 10 0	.1025	174	151	65 0 0	.1550	221	192
May . . . . .	95 0 0	.1425	359	153	46 0 0	.1125	169	165	65 0 0	.1550	221	192
June . . . . .	95 0 0	.1425	359	153	46 0 0	.1175	169	173	65 0 0	.1550	221	192
July . . . . .	95 0 0	.1525	359	164	46 0 0	.1275	169	187	65 0 0	(a)	221	b 316
August . . . . .	95 0 0	.1525	359	164	46 0 0	.1275	169	187	63 0 0	(a)	214	b 438
September . . . . .	100 0 0	.1525	378	164	46 0 0	.1275	169	187	61 0 0	(a)	208	b 561
October . . . . .	102 10 0	.1650	388	178	46 0 0	.1175	169	173	61 0 0	(a)	208	b 684
November . . . . .	120 0 0	.1650	454	178	46 0 0	.1075	169	158	61 0 0	(a)	208	b 806
December . . . . .	135 0 0	.1650	511	178	46 0 0	.1075	169	158	61 0 0	(a)	208	b 920
1918—Year . . . . .	156 5 0		591		48 16 8	.1271	179	187	63 2 6	.8500	215	1052
Quarters—												
First . . . . .	143 6 8	.1700	542	183	46 0 0	.1075	169	158	62 10 0	.8500	213	1052
Second . . . . .	156 13 4	.1700	593	183	46 0 0	.1210	169	178	62 10 0	(a)	213	b 1052
Third . . . . .	160 0 0	.1700	605	183	49 6 8	.1386	181	204	62 10 0	.8500	213	1052
Fourth . . . . .	165 0 0		624		54 0 0	.1400	198	206	65 0 0	.8500	121	1052
Month—												
January . . . . .	135 0 0	.1650	511	178	46 0 0	.1075	169	158	62 10 0	.8500	213	1052
February . . . . .	145 0 0	.1750	548	188	46 0 0	.1075	169	158	62 10 0	(a)	213	b 1052
March . . . . .	150 0 0	.1700	567	183	46 0 0	.1075	169	158	62 10 0	(a)	213	b 1052
April . . . . .	150 0 0	.1700	567	183	46 0 0	.1113	169	163	62 10 0	(a)	213	b 1052
May . . . . .	160 0 0	.1700	605	183	46 0 0	.1225	169	180	62 10 0	(a)	213	b 1052
June . . . . .	160 0 0	.1700	605	183	46 0 0	.1305	169	190	62 10 0	(a)	213	b 1052
July . . . . .	160 0 0	.1700	605	183	46 0 0	.1363	169	200	62 10 0	.8500	213	1052
August . . . . .	160 0 0	.1700	605	183	51 0 0	.1400	187	206	62 10 0	.8500	213	1052
September . . . . .	160 0 0	.1700	605	183	51 0 0	.1400	187	206	62 10 0	.8500	213	1052
October . . . . .	165 0 0	.1700	624	183	51 0 0	.1400	187	206	65 0 0	.8500	221	1052
November . . . . .	165 0 0	.1700	624	183	51 0 0	.1400	187	206	65 0 0	.8500	221	1052
December . . . . .	165 0 0		624		60 0 0	.1400	220	206	65 0 0	.8500	221	1052

a No quotation.

b Interpolated.

## WHOLESALE PRICES IN THE UNITED KINGDOM AND THE UNITED STATES, BY MONTHS, QUARTERS, AND YEARS, 1913-1918—Continued.

Market... Unit.....	Lead.				Lead, red.				Lime.			
	Actual price.		Relative price.		Actual price.		Relative price.		Actual price.		Relative price.	
	U. K.	U. S.	U. K.	U. S.	U. K.	U. S.	U. K.	U. S.	U. K.	U. S.	U. K.	U. S.
	London..... Ton.....	New York. Pound.....	Manches- ter. Ton.....	New York. Pound.....	London..... Ton.....	New York. Bbl. (300 lbs.).						
Base price.	£ s. d. 19 12 2.42	Dolls. 0.0418			£ s. d. 21 17 1	Dolls. 0.0629			£ s. d. 0 11 0	Dolls. 11.2500		
1913—Year...	18 16 10.67	.0437	96	105	21 5 5	.0654	97	104	0 11 0	(b)	100	(b)
Quarters—												
First.....	17 0 10	.0432	87	104	19 5 0	.0650	88	103	0 11 0	(b)	100	(b)
Second.....	18 5 10	.0435	93	104	21 11 8	.0650	99	103	0 11 0	(b)	100	(b)
Third.....	20 11 8	.0456	105	109	22 13 4	.0667	104	106	0 11 0	(b)	100	(b)
Fourth.....	19 9 2.67	.0425	99	102	21 11 8	.0650	99	103	0 11 0	(b)	100	(b)
Months—												
January...	17 18 9	.0432	91	102	19 10 0	.0650	89	103	0 11 0	(b)	100	(b)
February...	17 2 6	.0433	87	104	19 10 0	.0650	89	103	0 11 0	(b)	100	(b)
March.....	16 1 3	.0433	82	104	18 15 0	.0650	86	103	0 11 0	(b)	100	(b)
April.....	16 10 0	.0438	84	105	20 15 0	.0650	95	103	0 11 0	(b)	100	(b)
May.....	18 8 9	.0434	94	104	21 10 0	.0650	98	103	0 11 0	(b)	100	(b)
June.....	19 18 9	.0433	102	104	22 10 0	.0650	103	103	0 11 0	(b)	100	(b)
July.....	20 0 0	.0435	102	104	22 10 0	.0650	103	103	0 11 0	(b)	100	(b)
August.....	20 15 0	.0462	106	111	23 0 0	.0650	105	103	0 11 0	(b)	100	(b)
September	21 0 0	.0470	107	112	22 10 0	.0700	103	111	0 11 0	(b)	100	(b)
October...	20 10 0	.0440	105	105	22 10 0	.0700	103	111	0 11 0	(b)	100	(b)
November	20 7 8	.0429	104	103	21 15 0	.0650	100	103	0 11 0	(b)	100	(b)
December.	17 10 0	.0405	89	97	20 10 0	.0600	94	95	0 11 0	(b)	100	(b)
1914—Year...	19 1 0.27	.0386	97	92	22 8 9	.0588	103	93	0 11 0	1.2500	100	100
Quarters—												
First.....	19 12 6	.0404	100	97	22 1 8	.0600	101	95	0 11 0	1.2500	100	100
Second.....	18 15 5	.0387	96	93	21 1 8	.0600	96	95	0 11 0	1.2500	100	100
Third.....	18 17 6	.0387	96	93	24 1 8	.0592	110	94	0 11 0	1.2500	100	100
Fourth.....	18 17 6	.0367	96	88	22 10 0	.0558	103	89	0 11 0	1.2500	100	100
Months—												
January...	19 7 6	.0411	99	98	22 5 0	.0600	102	95	0 11 0	1.2500	100	100
February...	19 10 0	.0405	99	97	22 0 0	.0600	101	95	0 11 0	1.2500	100	100
March.....	20 0 0	.0397	102	95	22 0 0	.0600	101	95	0 11 0	(b)	100	c100
April.....	18 3 9	.0381	93	91	20 15 0	.0600	95	95	0 11 0	1.2500	100	100
May.....	18 7 6	.0390	94	93	21 0 0	.0600	96	95	0 11 0	1.2500	100	100
June.....	19 15 0	.0390	101	93	21 10 0	.0600	98	95	0 11 0	1.2500	100	100
July.....	19 0 0	.0389	97	93	21 5 0	.0600	97	95	0 11 0	1.2500	100	100
August.....	18 15 0	.0388	96	93	27 10 0	.0600	126	95	0 11 0	1.2500	100	100
September	(b)	.0383	c96	92	23 10 0	.0575	108	91	0 11 0	1.2500	100	100
October...	18 15 0	.0853	96	84	22 0 0	.0575	101	91	0 11 0	1.2500	100	100
November	18 5 0	.0368	96	88	22 0 0	.0550	101	87	0 11 0	1.2500	100	100
December.	19 2 6	.0380	98	91	23 10 0	.0550	108	87	0 11 0	1.2500	100	100
1915—Year...	22 13 0.25	.0467	116	112	30 9 7	.0635	139	101	0 11 0	1.2396	100	99
Quarters—												
First.....	19 7 11	.0387	99	93	25 6 8	.0550	116	87	0 11 0	1.2500	100	100
Second.....	21 12 6	.0481	110	115	29 11 8	.0608	135	97	0 11 0	1.1833	100	95
Third.....	23 14 2	.0498	121	119	32 5 0	.0700	148	111	0 11 0	1.2625	100	101
Fourth.....	25 17 6	.0504	132	121	34 15 0	.0683	159	109	0 11 0	1.2625	100	101
Months—												
January...	19 2 6	.0373	98	89	23 10 0	.0550	108	87	0 11 0	1.2500	100	100
February...	18 13 9	.0383	95	92	24 15 0	.0550	113	87	0 11 0	1.2500	100	100
March.....	20 7 6	.0405	104	97	27 15 0	.0550	127	87	0 11 0	1.2500	100	100
April.....	21 12 6	.0422	110	101	28 15 0	.0600	132	95	0 11 0	1.2500	100	100
May.....	20 5 0	.0427	103	102	27 15 0	.0575	127	91	0 11 0	1.1500	100	92
June.....	23 0 0	.0593	117	142	32 5 0	.0650	148	103	0 11 0	1.1500	100	92
July.....	24 17 6	.0566	127	135	32 5 0	.0750	148	119	0 11 0	1.2625	100	101
August.....	23 2 6	.0466	118	111	32 5 0	.0700	148	111	0 11 0	1.2625	100	101
September	23 2 6	.0461	118	110	32 5 0	.0650	148	103	0 11 0	1.2625	100	101
October...	24 7 6	.0460	124	110	33 5 0	.0650	152	103	0 11 0	1.2625	100	101
November	25 5 0	.0516	129	123	33 5 0	.0675	152	107	0 11 0	1.2625	100	101
December.	28 0 0	.0536	143	128	37 15 0	.0725	173	115	0 11 0	1.2625	100	101

a Prewar base computed on February-June, 1914.

b No quotation.

c Interpolated.



WHOLESALE PRICES IN THE UNITED KINGDOM AND THE UNITED STATES, BY MONTHS, QUARTERS, AND YEARS, 1913-1918—Continued.

Market... Unit.....	Lead.				Lead, red.				Lime.			
	Actual price.		Relative price.		Actual price.		Relative price.		Actual price.		Relative price.	
	U. K.	U. S.	U. K.	U. S.	U. K.	U. S.	U. K.	U. S.	U. K.	U. S.	U. K.	U. S.
	London.....	New York.....			Manchester.....	New York.....			London.....	New York.....		
	Ton.....	Pound.....			Ton.....	Pound.....			Ton.....	Bbls. (300 lbs.).....		
Base price.	£ s. d. 19 12 2.42	Dolls. 0.0418			£ s. d. 12 17 1	Dolls. 0.0629			£ s. d. 0 11 0	Dolls. 01.2500		
1916—Year....	30 18 11.50	.0686	158	164	42 5 5	.0925	193	147	0 13 11.50	1.4050	127	112
Quarters—												
First.....	31 19 2	.0644	163	154	42 1 8	.0775	193	123	0 13 14	1.2625	121	101
Second....	33 4 2	.0734	169	176	44 1 8	.0975	202	155	0 14 6	1.3250	132	106
Third.....	28 12 6	.0647	146	155	40 11 8	.0975	186	155	0 14 0	1.4750	127	118
Fourth....	30 0 0	.0718	153	172	42 6 8	.0975	194	155	0 14 0	1.5250	127	122
Months—												
January...	32 10 0	.0592	166	142	40 5 0	.0725	184	115	0 11 0	1.2625	100	101
February..	31 0 0	.0625	158	150	41 5 0	.0775	189	123	0 14 6	1.3250	132	101
March.....	32 7 6	.0714	165	171	44 15 0	.0825	205	131	0 14 6	1.2625	132	101
April.....	32 10 0	.0763	171	183	44 15 0	.0975	205	155	0 14 6	1.2625	132	101
May.....	34 2 6	.0746	174	178	44 5 0	.0975	203	155	0 14 6	(b)	132	c108
June.....	32 0 0	.0694	163	166	43 5 0	.0975	198	155	0 14 6	(b)	132	c111
July.....	27 17 6	.0635	142	152	40 5 0	.0975	184	155	0 14 0	1.4500	127	116
August....	28 5 0	.0624	144	149	40 5 0	.0975	184	155	0 14 0	1.4500	127	116
September	29 15 0	.0681	152	163	41 5 0	.0975	189	155	0 14 0	1.5250	127	122
October...	30 0 0	.0700	153	167	41 5 0	.0975	189	155	0 14 0	1.5250	127	122
November..	30 0 0	.0704	153	168	42 5 0	.0975	193	155	0 14 0	1.5250	127	122
December..	30 0 0	.0751	153	180	43 10 0	.0975	199	155	0 14 0	1.5250	127	122
1917—Year....	30 0 0	.0879	153	210	42 4 7	.1117	193	178	0 17 7	1.7604	160	141
Quarters—												
First.....	30 0 0	.0849	153	203	42 18 4	.1000	196	159	0 15 2	1.5917	138	127
Second....	30 0 0	.1022	153	244	42 0 0	.1133	192	180	0 17 6	1.6500	159	132
Third.....	30 0 0	.0999	153	239	42 0 0	.1300	192	207	0 18 2	1.9000	165	152
Fourth....	30 0 0	.0645	153	154	42 0 0	.1033	192	164	0 19 6	1.9000	177	152
Months—												
January...	30 0 0	.0763	153	183	42 15 0	.0975	196	155	0 14 0	1.5250	127	122
February..	30 0 0	.0864	153	207	42 15 0	.0975	196	155	0 14 0	1.6250	127	130
March.....	30 0 0	.0920	153	220	43 5 0	.1050	198	167	0 17 6	1.6250	159	130
April.....	30 0 0	.0929	153	222	42 0 0	.1050	192	167	0 17 6	1.6500	159	132
May.....	30 0 0	.1021	153	244	42 0 0	.1150	192	183	0 17 6	1.6500	159	132
June.....	30 0 0	.1117	153	267	42 0 0	.1200	192	191	0 17 6	1.6500	159	132
July.....	30 0 0	.1071	153	256	42 0 0	.1300	192	207	0 17 6	1.9000	159	152
August....	30 0 0	.1059	153	253	42 0 0	.1300	192	207	0 17 6	1.9000	159	152
September	30 0 0	.0868	153	208	42 0 0	.1300	192	207	0 19 6	1.9000	177	152
October...	30 0 0	.0671	153	161	42 0 0	.1100	192	175	0 19 6	1.9000	177	152
November..	30 0 0	.0625	153	150	42 0 0	.1000	192	159	0 19 6	1.9000	177	152
December..	30 0 0	.0638	153	153	42 0 0	.1000	192	159	0 19 6	1.9000	177	152
1918—Year....	30 2 0	.0741	153	177	44 6 8	.1060	203	169	1 3 7.50	2.3000	215	184
Quarters—												
First.....	29 0 0	.0698	148	167	42 0 0	.1000	192	159	0 19 6	1.9625	177	157
Second....	29 0 0	.0707	148	169	42 0 0	.1008	192	160	1 5 0	2.1500	227	172
Third.....	29 0 0	.0804	148	192	45 0 0	.1108	206	176	1 5 0	2.5000	227	200
Fourth....	33 8 0	.0755	170	181	48 6 8	.1125	221	179	1 5 0	2.5615	227	205
Months—												
January...	29 0 0	.0678	148	162	42 0 0	.1000	192	159	0 19 6	1.9000	117	152
February..	29 0 0	.0697	148	167	42 0 0	.1000	192	159	0 19 6	1.9000	117	152
March.....	29 0 0	.0720	148	172	42 0 0	.1000	192	159	0 19 6	2.0875	117	167
April.....	29 0 0	.0677	148	162	42 0 0	.1000	192	159	1 5 0	2.1500	227	172
May.....	29 0 0	.0682	148	163	42 0 0	.1000	192	159	1 5 0	2.1500	227	172
June.....	29 0 0	.0761	148	182	42 0 0	.1025	192	163	1 5 0	2.1500	227	172
July.....	29 0 0	.0803	148	192	45 0 0	.1075	206	171	1 5 0	2.5000	227	200
August....	29 0 0	.0805	148	193	45 0 0	.1125	206	179	1 5 0	2.5000	227	200
September	29 0 0	.0805	148	193	45 0 0	.1125	206	179	1 5 0	2.5000	227	200
October...	29 0 0	.0805	148	193	45 0 0	.1125	206	179	1 5 0	2.5000	227	200
November..	31 4 0	.0805	159	193	45 0 0	.1125	206	179	1 5 0	2.5000	227	200
December..	40 0 0	.0656	204	157	55 0 0	.1125	252	179	1 5 0	2.7000	227	216

a Prewar base computed on February-June, 1914.

b No quotation.

c Interpolated.

WHOLESALE PRICES IN THE UNITED KINGDOM AND THE UNITED STATES, BY MONTHS, QUARTERS, AND YEARS, 1913-1918—Continued.

	Lime, acetate of.				Logwood.				Lumber, pine.			
	Actual price.		Relative price.		Actual price.		Relative price.		Actual price.		Relative price.	
	U. K.	U. S.	U. K.	U. S.	U. K.	U. S.	U. K.	U. S.	U. K.	U. S.	U. K.	U. S.
Market...	Manchester.	New York.			London...	New York.			London, Manchester.	Boston.		
Unit.....	Ton.....	100 lbs.			Ton.....	Ton.....			Load.....	M bd.ft.		
Base price.	£ s. d. 10 2 11	Dolls. 1.9167			£ s. d. 8 0 0	Dolls. 15.0000			£ s. d. 4 15 0	Dolls. 91.1923		
1913—Year....	12 5 5	2.3750	121	124	8 0 0	15.0000	100	100	5 10 0	90.3974	116	99
Quarters—												
First.....	13 3 4	2.5000	130	130	8 0 0	15.0000	100	100	6 0 0	90.0769	126	99
Second.....	12 16 8	2.5000	126	130	8 0 0	15.0000	100	100	6 0 0	90.5000	126	99
Third.....	12 5 0	2.5000	121	130	8 0 0	15.0000	100	100	5 10 0	90.5000	116	99
Fourth.....	10 16 8	2.0000	107	104	8 0 0	15.0000	100	100	4 10 0	92.0000	95	101
Months—												
January....	13 5 0	2.5000	131	130	8 0 0	15.0000	100	100	6 0 0	90.0000	126	99
February....	13 5 0	2.5000	131	130	8 0 0	15.0000	100	100	6 0 0	90.0000	126	99
March.....	13 0 0	2.5000	128	130	8 0 0	15.0000	100	100	6 0 0	90.2000	126	99
April.....	13 0 0	2.5000	128	130	8 0 0	15.0000	100	100	6 0 0	90.5000	126	99
May.....	12 15 0	2.5000	126	130	8 0 0	15.0000	100	100	6 0 0	90.5000	126	99
June.....	12 15 0	2.5000	126	130	8 0 0	15.0000	100	100	6 0 0	90.5000	126	99
July.....	12 10 0	2.5000	123	130	8 0 0	15.0000	100	100	6 0 0	90.5000	126	99
August.....	12 5 0	2.5000	121	130	8 0 0	15.0000	100	100	6 0 0	90.0000	126	99
September....	12 0 0	2.5000	118	130	8 0 0	15.0000	100	100	4 10 0	90.5000	95	99
October.....	11 15 0	2.0000	116	104	8 0 0	15.0000	100	100	4 10 0	(a)	95	b100
November....	10 5 0	2.0000	101	104	8 0 0	15.0000	100	100	4 10 0	(a)	95	b100
December....	10 10 0	2.0000	103	104	8 0 0	15.0000	100	100	4 10 0	92.0000	95	101
1914—Year....	8 15 0	1.5833	86	83	8 0 0	15.7500	100	105	4 10 5	90.9904	95	100
Quarters—												
First.....	9 8 4	1.6667	93	87	8 0 0	15.0000	100	100	4 10 0	92.0000	95	101
Second.....	8 1 8	1.5000	80	78	8 0 0	15.0000	100	100	4 10 0	90.9615	95	100
Third.....	8 10 0	1.5000	84	78	8 0 0	15.0000	100	100	4 10 0	90.5000	95	99
Fourth.....	9 0 0	1.6667	89	87	8 0 0	18.0000	100	120	4 11 8	90.5000	97	99
Months—												
January....	10 10 0	1.7500	103	91	8 0 0	15.0000	100	100	4 10 0	92.0000	95	101
February....	9 10 0	1.7500	94	91	8 0 0	15.0000	100	100	4 10 0	92.0000	95	101
March.....	8 5 0	1.5000	81	78	8 0 0	15.0000	100	100	4 10 0	92.0000	95	101
April.....	8 2 6	1.5000	80	78	8 0 0	15.0000	100	100	4 10 0	92.0000	95	101
May.....	8 2 6	1.5000	80	78	8 0 0	15.0000	100	100	4 10 0	90.5000	95	99
June.....	8 0 0	1.5000	79	78	8 0 0	15.0000	100	100	4 10 0	90.5000	95	99
July.....	8 0 0	1.5000	79	78	8 0 0	15.0000	100	100	4 10 0	90.5000	95	99
August.....	8 10 0	1.5000	84	78	8 0 0	15.0000	100	100	4 10 0	90.5000	95	99
September....	9 0 0	1.5000	89	78	8 0 0	15.0000	100	100	4 10 0	90.5000	95	99
October.....	8 15 0	1.5000	86	78	8 0 0	18.0000	100	120	4 10 0	90.5000	95	99
November....	8 15 0	1.7500	86	91	8 0 0	18.0000	100	120	4 10 0	90.5000	95	99
December....	9 10 0	1.7500	94	91	8 0 0	18.0000	100	120	4 15 0	90.5000	100	99
1915—Year....	20 7 1	3.2292	201	169	8 10 0	22.0000	106	147	6 10 0	90.5000	137	99
Quarters—												
First.....	11 18 4	2.0000	117	104	8 0 0	18.0000	100	120	5 10 0	90.5000	116	99
Second.....	14 16 8	2.6667	146	139	8 0 0	22.0000	100	147	6 10 0	90.5000	137	99
Third.....	26 3 4	3.7500	258	196	8 0 0	24.0000	100	160	7 0 0	90.5000	147	99
Fourth.....	28 10 0	4.5000	281	235	10 0 0	24.0000	125	160	7 0 0	90.5000	147	99
Months—												
January....	10 15 0	2.0000	106	104	8 0 0	18.0000	100	120	4 15 0	90.5000	100	99
February....	12 10 0	2.0000	123	104	8 0 0	18.0000	100	120	6 5 0	90.5000	132	99
March.....	12 10 0	2.0000	123	104	8 0 0	18.0000	100	120	5 10 0	90.5000	116	99
April.....	13 0 0	2.5000	128	130	8 0 0	18.0000	100	120	5 10 0	90.5000	116	99
May.....	15 0 0	2.5000	148	130	8 0 0	24.0000	100	160	7 0 0	90.5000	147	99
June.....	16 10 0	3.0000	163	157	8 0 0	24.0000	100	160	7 0 0	90.5000	147	99
July.....	22 10 0	3.5000	222	183	8 0 0	24.0000	100	160	7 0 0	90.5000	147	99
August.....	28 0 0	3.7500	276	196	8 0 0	24.0000	100	160	7 0 0	90.5000	147	99
September....	28 0 0	4.0000	276	209	8 0 0	24.0000	100	160	7 0 0	90.5000	147	99
October.....	28 10 0	4.0000	281	209	8 0 0	24.0000	100	160	7 0 0	90.5000	147	99
November....	28 10 0	4.5000	281	235	10 0 0	24.0000	125	160	7 0 0	90.5000	147	99
December....	28 10 0	5.0000	281	261	12 0 0	24.0000	150	160	7 0 0	90.5000	147	99

a No quotation.

b Interpolated.

WHOLESALE PRICES IN THE UNITED KINGDOM AND THE UNITED STATES, BY MONTHS, QUARTERS, AND YEARS, 1913-1918—Continued.

Market...	Lime, acetate of.				Logwood.				Lumber, pine.			
	Actual price.		Relative price.		Actual price.		Relative price.		Actual price.		Relative price.	
	U. K.	U. S.	U. K.	U. S.	U. K.	U. S.	U. K.	U. S.	U. K.	U. S.	U. K.	U. S.
Unit.....	Mancheater.	New York.			London.....	New York.			London, Manchester.	Boston.		
	Ton.....	100 lbs.			Ton.....	Ton.....			Lead.....	M bd.ft.		
Base price.	£ s. d.	Dolls.			£ s. d.	Dolls.			£ s. d.	Dolls.		
	10 2 11	1.9167			8 0 0	15.0000			4 15 0	91.1923		
1916—Year....	37 1 8	5.8750	365	307	15 12 6	42.4167	195	283	11 5 10	91.9000	238	101
Quarters—												
First.....	33 0 0	6.6667	325	348	14 3 4	31.3333	177	209	7 0 0	90.5000	147	99
Second.....	38 13 4	7.0000	381	365	16 0 0	63.3333	200	422	12 3 4	90.5000	256	99
Third.....	40 0 0	6.3333	394	330	16 6 8	50.0000	204	333	13 0 0	92.7500	274	102
Fourth.....	36 13 4	3.5000	361	183	16 0 0	25.0000	200	167	13 0 0	94.0000	274	103
Months—												
January....	30 0 0	6.0000	296	313	12 10 0	24.0000	156	160	7 0 0	90.5000	147	99
February....	32 0 0	7.0000	315	365	14 0 0	35.0000	175	233	7 0 0	90.5000	147	99
March.....	37 0 0	7.0000	365	365	16 0 0	35.0000	200	233	7 0 0	90.5000	147	99
April.....	38 0 0	7.0000	375	365	16 0 0	55.0000	209	367	11 15 0	90.5000	247	99
May.....	38 0 0	7.0000	375	365	16 0 0	70.0000	209	467	11 15 0	90.5000	247	99
June.....	40 0 0	7.0000	394	365	16 0 0	65.0000	200	433	13 0 0	90.5000	274	99
July.....	40 0 0	7.0000	394	365	18 0 0	55.0000	225	367	13 0 0	90.5000	274	99
August.....	40 0 0	7.0000	394	365	16 0 0	60.0000	200	400	13 0 0	94.0000	274	103
September....	40 0 0	5.0000	394	261	15 0 0	35.0000	188	233	13 0 0	94.0000	274	103
October....	38 0 0	3.5000	375	183	16 0 0	25.0000	200	167	13 0 0	94.0000	274	103
November....	36 0 0	3.5000	355	183	16 0 0	25.0000	200	167	13 0 0	94.0000	274	103
December....	36 0 0	3.5000	355	183	16 0 0	25.0000	200	167	13 0 0	94.0000	274	103
1917—Year....	37 7 6	4.8125	368	251	16 15 0	31.6667	209	211	16 15 0	105.0400	353	115
Quarters—												
First.....	33 3 4	3.5000	327	183	15 0 0	28.3333	188	189	14 10 0	97.2083	305	107
Second.....	31 0 0	4.5000	306	235	16 0 0	29.3333	200	196	17 10 0	105.9417	368	115
Third.....	40 6 8	5.2500	397	274	17 0 0	30.0000	213	200	17 10 0	108.5000	368	119
Fourth.....	45 0 0	6.0000	444	313	19 0 0	37.0000	238	247	17 10 0	108.8077	368	119
Months—												
January....	36 0 0	3.5000	355	183	15 0 0	25.0000	188	167	13 0 0	94.0000	274	103
February....	32 10 0	3.5000	320	183	15 0 0	30.0000	188	200	13 0 0	98.0000	274	107
March.....	31 0 0	3.5000	306	183	15 0 0	30.0000	188	200	17 10 0	98.5000	368	108
April.....	31 0 0	4.5000	306	235	15 0 0	30.0000	188	200	17 10 0	102.1667	368	112
May.....	31 0 0	4.5000	306	235	16 0 0	30.0000	200	200	17 10 0	104.0000	368	114
June.....	31 0 0	4.5000	306	235	17 0 0	28.0000	213	187	17 10 0	107.6000	368	118
July.....	31 0 0	5.2500	306	274	17 0 0	30.0000	213	200	17 10 0	108.5000	368	119
August.....	45 0 0	5.2500	444	274	17 0 0	30.0000	213	200	17 10 0	108.5000	368	119
September....	45 0 0	5.2500	444	274	17 0 0	30.0000	213	200	17 10 0	108.5000	368	119
October....	45 0 0	6.0000	444	313	17 0 0	37.0000	213	247	17 10 0	108.5000	368	119
November....	45 0 0	6.0000	444	313	20 0 0	37.0000	250	247	17 10 0	108.5000	368	119
December....	45 0 0	6.0000	444	313	20 0 0	37.0000	250	247	17 10 0	109.3000	368	120
1918—Year....	45 0 0	4.5000	444	235	20 0 0	41.4167	250	276	17 10 0	121.0455	368	133
Quarters—												
First.....	45 0 0	6.0000	444	313	20 0 0	36.0000	250	240	17 10 0	113.0000	368	124
Second.....	45 0 0	4.0000	444	209	20 0 0	37.3333	250	249	17 10 0	119.5000	368	131
Third.....	45 0 0	4.0000	444	209	20 0 0	45.6667	250	304	(a)	125.0000	(a)	137
Fourth.....	45 0 0	4.0000	444	209	20 0 0	46.6667	250	311	(a)	125.0000	(a)	137
Months—												
January....	45 0 0	6.0000	444	313	20 0 0	36.0000	250	240	17 10 0	110.3300	368	121
February....	45 0 0	6.0000	444	313	20 0 0	36.0000	250	240	17 10 0	112.0000	368	123
March.....	45 0 0	6.0000	444	313	20 0 0	38.0000	250	240	17 10 0	119.0000	368	130
April.....	45 0 0	4.0000	444	209	20 0 0	36.0000	250	240	17 10 0	119.0000	368	130
May.....	45 0 0	4.0000	444	209	20 0 0	36.0000	250	240	17 10 0	119.0000	368	130
June.....	45 0 0	4.0000	444	209	20 0 0	40.0000	250	287	17 10 0	120.2000	368	132
July.....	45 0 0	4.0000	444	209	20 0 0	45.0000	250	300	17 10 0	125.0000	368	137
August.....	45 0 0	4.0000	444	209	20 0 0	42.0000	250	280	(a)	125.0000	(a)	137
September....	45 0 0	4.0000	444	209	20 0 0	50.0000	250	333	(a)	125.0000	(a)	137
October....	45 0 0	4.0000	444	209	20 0 0	50.0000	250	333	(a)	125.0000	(a)	137
November....	45 0 0	4.0000	444	209	20 0 0	45.0000	250	300	(a)	125.0000	(a)	137
December....	45 0 0	4.0000	444	209	20 0 0	45.0000	250	300	(a)	125.0000	(a)	137

a No quotation.

WHOLESALE PRICES IN THE UNITED KINGDOM AND THE UNITED STATES, BY MONTHS, QUARTERS, AND YEARS, 1913-1918—Continued.

Market Unit	Magnesium, sulphate of (ep- somm salts).				Mutton, dressed, first series.				Mutton, dressed, second series.			
	Actual price.		Relative price.		Actual price.		Relative price.		Actual price.		Relative price.	
	U. K.	U. S.	U. K.	U. S.	U. K.	U. S.	U. K.	U. S.	U. K.	U. S.	U. K.	U. S.
	Manches- ter. Ton.	New York. 100 lbs.			Birming- ham. Cwt.	New York. Pound.			London.... Cwt.	Chica- go. Pound.		
Base price.	£ s. d. 3 13 4	Dolls. 1.1000			£ s. d. 2 0 6.50	Dolls. 0.0994			£ s. d. 3 11 8	Dolls. 0.1285		
1913—Year	3 7 6	1.1000	92	100	2 0 5	.1025	100	103	3 9 8	.1309	97	102
Quarters—												
First.....	3 7 6	1.1000	92	100	2 0 6	.1000	100	101	3 12 4	.1388	101	108
Second.....	3 7 6	1.1000	92	100	2 0 0	.1167	99	117	3 9 10	.1508	97	117
Third.....	3 7 6	1.1000	92	100	2 0 4	.0981	99	99	3 6 0	.1165	92	91
Fourth.....	3 7 6	1.1000	92	100	2 0 10	.0940	101	95	3 10 6	.1173	98	91
Months—												
January...	3 7 6	1.1000	92	100	2 1 0	.0900	101	91	3 11 0	.1313	99	102
February...	3 7 6	1.1000	92	100	2 1 0	.1019	101	103	3 13 6	.1425	103	111
March.....	3 7 6	1.1000	92	100	1 19 6	.1081	97	109	3 12 6	.1420	101	111
April.....	3 7 6	1.1000	92	100	1 19 6	.1325	97	133	3 9 0	.1563	96	122
May.....	3 7 6	1.1000	92	100	1 19 6	.1150	97	116	3 9 0	.1510	96	118
June.....	3 7 6	1.1000	92	100	2 1 0	.1025	101	103	3 11 6	.1450	100	113
July.....	3 7 6	1.1000	92	100	2 1 6	.1035	102	104	3 9 0	.1250	96	97
August.....	3 7 6	1.1000	92	100	1 19 0	.0938	96	94	3 3 6	.1150	89	89
September	3 7 6	1.1000	92	100	2 0 6	.0970	100	98	3 5 6	.1100	91	86
October....	3 7 6	1.1000	92	100	2 1 6	.0950	102	96	3 6 6	.1188	93	92
November	3 7 6	1.1000	92	100	2 0 6	.0931	100	94	3 11 0	.1180	99	92
December.	3 7 6	1.1000	92	100	2 0 6	.0940	100	95	3 14 0	.1150	103	89
1914—Year	4 2 6	1.4667	113	133	2 5 2	.1010	111	102	3 14 6.50	.1370	104	107
Quarters—												
First.....	3 18 4	1.1000	107	100	2 1 4	.1012	102	102	3 12 2	.1323	101	103
Second.....	4 0 0	1.1000	109	100	1 19 8	.1043	98	105	3 18 0	.1477	109	115
Third.....	4 0 0	1.6667	109	152	2 6 8	.0970	115	98	3 16 8	.1377	107	107
Fourth.....	4 11 8	2.0000	125	182	2 13 0	.1019	131	103	3 11 4	.1304	99	101
Months—												
January...	3 17 6	1.1000	106	100	2 2 0	.0981	104	99	3 11 6	.1290	100	100
February...	3 17 6	1.1000	106	100	2 1 0	.1006	101	101	3 11 0	.1338	99	104
March.....	4 0 0	1.1000	109	100	2 1 0	.1050	101	106	3 14 0	.1350	103	105
April.....	4 0 0	1.1000	109	100	2 0 0	.1063	99	107	3 17 0	.1450	107	113
May.....	4 0 0	1.1000	109	100	1 19 6	.1081	97	109	4 0 0	.1480	112	115
June.....	4 0 0	1.1000	109	100	1 19 6	.0985	97	99	3 17 0	.1500	107	117
July.....	4 0 0	1.0000	109	91	1 19 6	.0950	97	96	3 15 0	.1450	105	113
August.....	4 0 0	1.0000	109	91	2 9 0	.0994	121	100	4 1 0	.1400	113	109
September	4 0 0	3.0000	109	273	2 11 6	.0965	127	97	3 14 0	.1275	103	99
October....	4 10 0	2.2500	123	205	2 13 0	.0956	131	96	3 11 0	.1300	99	101
November	4 10 0	2.0000	123	182	2 13 0	.1100	131	111	3 12 6	.1388	101	108
December.	4 15 0	1.7500	130	159	2 13 0	.1000	131	101	3 10 6	.1225	98	95
1915—Year	12 1 8	2.6458	329	240	2 19 3	.1073	146	108	4 6 4.50	.1482	121	115
Quarters—												
First.....	4 15 0	1.3333	130	121	2 12 10	.1056	130	106	3 18 6	.1431	110	111
Second.....	7 8 4	1.1667	202	206	2 19 10	.1249	148	126	4 12 8	.1631	129	127
Third.....	21 0 0	4.0833	573	371	3 4 0	.1019	158	103	4 9 4	.1454	125	113
Fourth.....	15 3 4	4.0000	414	364	3 0 4	.0978	149	98	4 5 0	.1413	119	110
Months—												
January...	4 15 0	1.7500	130	159	2 11 6	.0969	127	97	3 13 0	.1280	102	100
February...	4 15 0	1.2500	130	114	2 12 6	.1038	129	104	3 17 0	.1400	107	109
March.....	4 15 0	1.0000	130	91	2 14 6	.1160	134	117	4 5 6	.1650	119	128
April.....	4 15 0	1.0000	130	91	2 15 0	.1313	136	132	4 11 0	.1700	127	132
May.....	7 10 0	1.2500	205	114	2 18 0	.1394	143	140	4 14 6	.1680	132	131
June.....	10 0 0	1.2500	273	114	3 6 6	.1040	164	105	4 12 6	.1500	129	117
July.....	20 0 0	3.7500	546	341	3 7 0	.1094	165	110	4 7 6	.1500	122	117
August.....	23 0 0	4.0000	627	364	3 3 6	.1020	157	103	4 10 0	.1500	126	117
September	20 0 0	4.5000	546	409	3 1 6	.0944	152	95	4 10 6	.1350	126	105
October...	16 10 0	4.5000	450	409	2 19 0	.0963	146	97	4 7 0	.1450	121	113
November	14 10 0	3.7500	395	341	2 19 0	.0665	146	97	4 3 6	.1450	117	113
December.	14 10 0	3.7500	395	341	3 3 0	.1006	155	101	4 4 6	.1388	118	108

WHOLESALE PRICES IN THE UNITED KINGDOM AND THE UNITED STATES, BY MONTHS, QUARTERS, AND YEARS, 1913-1918—Continued.

	Magnesium, sulphate of (epsom salts).				Mutton, dressed, first series.				Mutton, dressed, second series.			
	Actual price.		Relative price.		Actual price.		Relative price.		Actual price.		Relative price.	
	U. K.	U. S.	U. K.	U. S.	U. K.	U. S.	U. K.	U. S.	U. K.	U. S.	U. K.	U. S.
<b>Market...</b>	<b>Manches-</b>	<b>New</b>			<b>Birming-</b>	<b>New</b>			<b>London...</b>	<b>Chica-</b>		
<b>Unit.....</b>	<b>ter.</b>	<b>York.</b>			<b>ham.</b>	<b>York.</b>			<b>Cwt.....</b>	<b>go.</b>		
	<b>Ton.....</b>	<b>100 lbs.</b>			<b>Cwt.....</b>	<b>Pound.</b>				<b>Pound.</b>		
<b>Base price.</b>	<b>£ s. d.</b>	<b>Dolls.</b>			<b>£ s. d.</b>	<b>Dolls.</b>			<b>£ s. d.</b>	<b>Dolls.</b>		
	3 13 4	1.1000			2 0 6.50	0.0994			3 11 8	0.1285		
<b>1916—Year....</b>	11 13 4	2.8042	318	255	4 5 3	.1250	210	126	5 9 2	.1610	152	125
<b>Quarters—</b>												
<b>First.....</b>	14 10 0	3.7500	295	341	3 14 8	.1160	184	117	4 14 0	.1446	131	113
<b>Second.....</b>	11 6 8	3.2100	309	292	4 15 0	.1320	234	133	5 8 8	.1715	166	133
<b>Third.....</b>	19 6 8	2.4600	282	224	4 8 0	.1284	217	129	5 12 2	.1618	157	126
<b>Fourth.....</b>	10 10 0	1.7967	286	163	4 3 4	.1227	206	123	5 11 10	.1662	156	129
<b>Months—</b>												
<b>January.....</b>	14 10 0	3.7500	395	341	3 11 0	.1106	175	111	4 7 6	.1350	122	105
<b>February.....</b>	14 10 0	3.7500	395	341	3 12 6	.1175	179	118	4 13 6	.1475	130	115
<b>March.....</b>	14 10 0	3.7500	395	341	4 0 6	.1200	199	121	5 1 0	.1538	141	120
<b>April.....</b>	12 0 0	3.7500	327	341	4 12 0	.1313	227	132	5 9 6	.1780	153	139
<b>May.....</b>	12 0 0	3.1300	327	285	4 15 0	.1415	234	142	6 1 6	.1700	170	132
<b>June.....</b>	10 0 0	2.7500	273	250	4 18 0	.1233	242	124	6 5 0	.1650	174	128
<b>July.....</b>	10 0 0	2.7500	273	250	4 10 6	.1313	223	132	5 15 0	.1660	160	129
<b>August.....</b>	10 10 0	2.7500	286	250	4 8 0	.1295	217	130	5 12 0	.1650	156	128
<b>September.....</b>	10 10 0	1.8800	286	171	4 5 6	.1244	211	125	5 9 6	.1550	153	121
<b>October.....</b>	10 10 0	1.8800	286	171	4 4 0	.1230	207	124	5 12 0	.1700	156	132
<b>November.....</b>	10 10 0	1.8800	286	171	4 2 6	.1200	204	121	5 10 0	.1700	153	132
<b>December.....</b>	10 10 0	1.6000	286	148	4 3 6	.1250	206	126	5 13 6	.1600	158	125
<b>1917—Year....</b>	10 18 4	3.4688	298	315	5 1 10.50	.1664	251	167	6 13 1.50	.2172	186	169
<b>Quarters—</b>												
<b>First.....</b>	10 10 0	2.2000	286	200	4 18 2	.1458	242	147	5 19 8	.1885	167	147
<b>Second.....</b>	10 16 8	4.0417	296	367	5 2 6	.1748	253	176	7 12 6	.2288	213	178
<b>Third.....</b>	11 3 4	4.0833	305	371	4 19 4	.1594	245	160	6 18 10	.2200	194	171
<b>Fourth.....</b>	11 3 4	3.5500	305	323	5 7 6	.1858	265	187	6 1 6	.2315	170	180
<b>Months—</b>												
<b>January.....</b>	19 10 0	1.7500	286	159	4 6 6	.1370	213	138	5 15 6	.1750	161	136
<b>February.....</b>	10 10 0	2.0000	286	182	5 1 6	.1475	250	148	5 16 6	.1875	163	146
<b>March.....</b>	10 10 0	2.8500	286	259	5 6 6	.1550	263	156	6 7 0	.2000	177	156
<b>April.....</b>	10 10 0	3.7500	286	341	5 15 6	.1650	285	166	6 9 6	.2150	181	167
<b>May.....</b>	11 0 0	4.0000	300	364	4 16 6	.1880	238	189	8 2 6	.2463	227	191
<b>June.....</b>	11 0 0	4.3750	300	398	4 15 6	.1681	236	169	8 5 6	.2260	231	176
<b>July.....</b>	11 0 0	4.2500	300	386	4 16 6	.1450	238	146	7 13 0	.2000	213	156
<b>August.....</b>	11 0 0	4.0000	300	364	4 15 6	.1569	236	158	7 0 0	.2150	195	167
<b>September.....</b>	11 10 0	4.0000	314	364	5 16 0	.1800	261	181	6 3 6	.2400	172	187
<b>October.....</b>	11 10 0	3.9000	314	355	5 7 6	.1910	265	192	6 1 6	.2325	170	181
<b>November.....</b>	11 0 0	3.3750	300	307	5 7 6	.1775	265	179	6 1 6	.2200	170	171
<b>December.....</b>	11 0 0	3.3750	300	307	5 7 6	.1875	265	189	6 1 6	.2200	170	171
<b>1918—Year....</b>	12 19 2	3.3750	353	307	6 3 9	.1982	305	199	6 7 2.50	.2737	177	213
<b>Quarters—</b>												
<b>First.....</b>	11 6 8	3.3750	309	307	5 11 6	.1919	275	193	6 5 2	.2415	175	188
<b>Second.....</b>	12 10 0	3.3750	341	307	6 1 6	.2402	300	242	6 1 6	.3031	170	236
<b>Third.....</b>	14 0 0	3.3750	382	307	6 2 2	.2027	301	204	6 2 2	.2977	170	232
<b>Fourth.....</b>	14 0 0	3.3750	382	307	7 0 0	.1546	345	156	7 0 0	.2523	195	196
<b>Months—</b>												
<b>January.....</b>	11 0 0	3.3750	300	367	5 7 6	.1920	265	193	6 5 0	.2250	174	175
<b>February.....</b>	11 10 0	3.3750	314	307	5 7 6	.1888	265	190	6 8 6	.2400	179	187
<b>March.....</b>	11 10 0	3.3750	314	307	5 19 6	.1950	295	196	6 2 0	.2560	170	199
<b>April.....</b>	11 10 0	3.3750	314	307	6 1 6	.2460	300	248	6 1 6	.3150	170	245
<b>May.....</b>	12 0 0	3.3750	327	307	6 1 6	.2494	300	251	6 1 6	.3000	170	233
<b>June.....</b>	14 0 0	3.3750	382	307	6 1 6	.2238	300	225	6 1 6	.2960	170	230
<b>July.....</b>	14 0 0	3.3750	382	307	6 1 6	.2060	300	207	6 1 6	.3000	170	233
<b>August.....</b>	14 0 0	3.3750	382	307	6 1 6	.2088	300	210	6 1 6	.3000	170	233
<b>September.....</b>	14 0 0	3.3750	382	307	6 3 6	.1925	305	194	6 3 6	.2925	172	228
<b>October.....</b>	14 0 0	3.3750	382	307	7 0 0	.1510	345	152	7 0 0	.2700	195	210
<b>November.....</b>	14 0 0	3.3750	382	307	7 0 0	.1625	345	163	7 0 0	.2540	195	198
<b>December.....</b>	14 0 0	3.3750	382	307	7 0 0	.1500	345	151	7 0 0	.2325	195	181

WHOLESALE PRICES IN THE UNITED KINGDOM AND THE UNITED STATES, BY MONTHS, QUARTERS, AND YEARS, 1913-1918—Continued.

	Oatmeal.				Oats.				Oil, coconut, Ceylon.			
	Actual price.		Relative price.		Actual price.		Relative price.		Actual price.		Relative price.	
	U. K.	U. S.	U. K.	U. S.	U. K.	U. S.	U. K.	U. S.	U. K.	U. S.	U. K.	U. S.
Market...	London.....	New York.....			Manchester. London. Quarter.....	Chicago.....			London.....	S a n Francisco. Pound.....		
Unit.....	112 lbs.....	Bbl. (180 lbs.).....				Bu. (32 lbs.).....			Ton.....			
Base price.	£ s. d. 0 12 5.13	Dolls. 4.7165			£ s. d. 0 18 8.66	Dolls. 0.3929			£ s. d. 47 1 8	Dolls. 0.1035		
1913—Year.....	0 13 1.50	4.4550	106	94	0 19 2.17	.3758	102	96	46 11 8	.1054	99	102
Quarters—												
First.....	0 13 3.50	3.8733	107	82	0 19 7.33	.3295	105	84	42 13 4	.0995	91	96
Second.....	0 3 2	3.7192	106	79	0 19 8.67	.3761	105	96	45 0 0	.1041	96	101
Third.....	0 13 4.50	5.1808	108	110	0 19 2.33	.4068	103	104	49 16 8	.1109	106	107
Fourth.....	0 12 8	5.0019	102	103	0 18 2	.3872	97	99	48 16 8	.1072	104	104
Months—												
January.....	0 13 4.50	3.9500	108	84	0 19 2	.3266	102	83	41 0 0	.0955	87	92
February.....	0 13 4.50	3.8567	108	82	0 19 4	.3381	103	86	43 0 0	.1013	91	98
March.....	0 13 1.50	3.8220	106	81	1 0 4	.3238	109	82	44 0 0	.1013	93	98
April.....	0 13 1.50	3.6500	106	77	0 19 7	.3458	105	88	45 0 0	.1038	96	100
May.....	0 13 3	3.7100	107	79	0 19 6	.3800	104	97	45 0 0	.1016	96	98
June.....	0 13 1.50	3.8000	106	81	1 0 1	.4025	107	102	45 0 0	.1075	96	104
July.....	0 13 1.50	4.8563	106	103	0 19 1	.3958	102	101	48 0 0	.1103	102	107
August.....	0 13 6.50	5.3250	109	113	1 0 8	.4088	110	104	51 0 0	.1123	108	109
September.....	0 13 6	5.3250	109	113	0 17 10	.4158	95	106	50 10 0	.1097	107	106
October.....	0 13 6	5.1938	109	110	0 17 9	.3881	95	99	50 10 0	.1091	107	105
November.....	0 12 6	4.8900	101	104	0 18 6	.3832	99	98	48 0 0	.1069	102	103
December.....	0 12 0	4.9500	96	105	0 18 4	.3904	98	99	48 0 0	.1056	102	102
1914—Year.....	0 13 7	4.8518	109	103	1 0 7.42	.4191	110	107	45 0 0	.1072	96	104
Quarters—												
First.....	0 11 9	4.3077	95	91	0 18 9.33	.3879	100	99	46 10 0	.1012	99	98
Second.....	0 11 11	4.3136	96	91	0 18 8.67	.3898	100	99	43 3 4	.0945	92	91
Third.....	0 14 9	5.0617	119	107	1 1 0.67	.4173	112	106	42 3 4	.1189	90	115
Fourth.....	0 15 11	5.6577	128	120	1 3 11	.4765	128	121	48 3 4	.1442	102	110
Months—												
January.....	0 12 0	4.4200	97	94	0 18 4	.3856	98	98	48 0 0	.1040	102	100
February.....	0 11 9	4.2750	95	91	0 19 1	.3900	102	99	46 0 0	.1023	98	99
March.....	0 11 6	4.2000	93	89	0 18 11	.3880	101	99	45 10 0	.0970	97	94
April.....	0 11 3	4.2000	90	89	0 18 5	.3797	98	97	44 0 0	.0961	93	93
May.....	0 11 3	4.2625	90	90	0 18 5	.3988	98	102	43 10 0	.0944	92	91
June.....	0 13 3	4.4500	107	94	0 19 4	.3910	103	100	42 0 0	.0931	89	90
July.....	0 13 3	4.5500	107	96	1 0 0	.3685	107	94	39 0 0	.0938	83	91
August.....	0 14 0	4.9680	113	105	0 19 9	.4100	105	104	39 10 0	.1253	84	121
September.....	0 17 0	5.5625	137	118	1 3 5	.4735	125	121	48 0 0	.1363	102	132
October.....	0 15 0	5.7500	121	122	1 2 9	.4657	122	119	46 10 0	.1215	99	117
November.....	0 15 3	5.6000	123	119	1 3 7	.4797	126	122	48 0 0	.1078	102	104
December.....	0 17 6	5.6000	141	119	1 5 5	.4840	136	123	50 0 0	.1116	106	108
1915—Year.....	0 19 6.13	5.6097	157	119	1 9 11.50	.4958	160	126	46 11 8	.1044	99	101
Quarters—												
First.....	0 18 3	6.3045	147	134	1 9 4	.5617	157	143	50 13 4	.1112	108	107
Second.....	0 19 4.50	6.1481	156	130	1 11 6	.5236	168	133	46 0 0	.0996	98	96
Third.....	1 0 10.50	5.2385	168	111	1 9 9.33	.4833	159	123	42 10 0	.0904	90	87
Fourth.....	0 19 6.50	4.7917	157	102	1 9 2.67	.3939	156	100	47 3 4	.1155	100	112
Months—												
January.....	0 17 3	5.7750	139	122	1 6 6	.5269	142	134	50 0 0	.1103	106	107
February.....	0 18 9	6.5500	151	139	1 9 10	.5850	159	149	50 0 0	.1125	106	109
March.....	0 18 9	6.6500	151	141	1 11 8	.5733	169	146	52 0 0	.1111	110	107
April.....	0 18 9	6.3750	151	135	1 10 6	.5594	163	142	50 0 0	.1083	106	105
May.....	0 18 9	6.2450	151	132	1 11 5	.5328	168	136	45 0 0	.0985	96	95
June.....	1 0 7.50	5.8000	166	123	1 12 7	.4785	174	122	43 0 0	.0922	91	89
July.....	1 1 7.50	5.5600	174	118	1 11 1	.5285	166	135	43 0 0	.0890	91	86
August.....	1 1 1.50	5.0500	170	107	1 11 5	.5400	168	137	42 0 0	.0906	89	88
September.....	0 19 10.50	5.0250	160	107	1 6 10	.3813	143	97	42 10 0	.0919	90	89
October.....	0 18 7.50	4.8500	150	103	1 6 5	.3719	141	95	43 10 0	.0958	92	93
November.....	1 0 0	4.6500	161	99	1 10 4	.3843	162	98	46 0 0	.1128	98	109
December.....	1 0 0	4.8833	161	104	1 10 11	.4255	165	108	52 0 0	.1375	110	133

WHOLESALE PRICES IN THE UNITED KINGDOM AND THE UNITED STATES, BY MONTHS, QUARTERS, AND YEARS, 1913-1918—Continued.

Market...	Oatmeal.				Oats.				Oil, coconut, Ceylon.			
	Actual price.		Relative price.		Actual price.		Relative price.		Actual price.		Relative price.	
	U. K.	U. S.	U. K.	U. S.	U. K.	U. S.	U. K.	U. S.	U. K.	U. S.	U. K.	U. S.
	London.....	New York.	Manches- ter and London. Quarter...	Chi- cago.	London....	San Fran- cisco. Pound.						
Unit.....	112 lbs.....	Bbl. (180 lbs.).	.....	.....	Bu. (32 lbs.).	.....	.....	Ton.....	.....	.....	.....	.....
Base price.	£ s. d. 0 12 5.13	Dolls. 4.7165	.....	.....	£ s. d. 0 18 8.66	Dolls. 0.3929	.....	.....	£ s. d. 47 1 8	Dolls. 0.1035	.....	.....
1916—Year....	1 1 1.75	5.7265	170 121	1 12 7.17	.4552	174 116	56 14 2	.1438	120 139			
Quarters—												
First.....	1 0 0	5.2063	161 110	1 11 11.67	.4527	171 115	58 13 4	.1411	125 136			
Second.....	0 19 8	5.0500	158 107	1 12 4	.4268	173 109	60 0 0	.1605	127 155			
Third.....	1 0 1	5.6917	162 121	1 11 7	.4303	169 110	51 16 8	.1334	110 129			
Fourth.....	1 4 10	6.5269	200 138	1 14 6	.5109	184 130	56 6 8	.1408	120 136			
Months—												
January....	1 0 0	5.2000	161 110	1 10 10	.4769	165 121	56 10 0	.1319	120 127			
February....	1 0 0	5.2875	161 112	1 12 11	.4575	176 116	59 10 0	.1347	126 130			
March.....	1 0 0	5.1313	161 109	1 12 2	.4238	172 108	60 0 0	.1566	127 151			
April.....	0 19 6	5.0500	157 107	1 11 4	.4422	167 113	61 0 0	.1655	130 160			
May.....	0 19 6	5.0500	157 107	1 12 4	.4448	173 113	61 0 0	.1613	130 156			
June.....	1 0 0	(a)	161 <sup>b110</sup>	1 13 4	.3933	178 100	58 0 0	.1535	123 148			
July.....	0 19 6	(a)	157 <sup>b114</sup>	1 10 10	.4053	165 103	55 0 0	.1405	117 136			
August.....	1 0 0	(a)	161 <sup>b117</sup>	1 12 5	.4308	173 110	51 10 0	.1306	109 124			
September	1 0 9	5.6917	167 121	1 11 6	.4547	168 116	49 0 0	.1285	104 126			
October....	1 0 9	5.9250	167 126	1 11 1	.4898	166 125	51 0 0	.1375	108 133			
November...	1 3 9	6.7875	191 144	1 12 10	.5400	175 137	56 0 0	.1388	119 134			
December..	1 10 0	6.8000	241 144	1 19 7	.5028	211 128	62 0 0	.1450	132 140			
1917—Year....	1 18 6.34	8.8152	310 187	2 9 9.42	.6372	266 162	68 9 1.08	.1587	145 153			
Quarters—												
First.....	1 14 10.15	6.8500	280 145	2 7 8	.5622	255 143	64 6 8	.1548	137 150			
Second.....	2 6 4.62	9.2038	373 195	2 14 11	.6647	293 169	70 0 0	.1578	149 152			
Third.....	1 19 9.23	9.8635	320 203	2 13 0.67	.6493	283 165	70 0 0	.1560	149 151			
Fourth.....	1 13 6	9.3875	270 199	2 3 6	.6690	232 170	70 0 0	.1661	149 160			
Months—												
January....	1 13 3.60	6.8563	268 145	2 7 4	.5568	253 142	64 0 0	.1544	136 159			
February....	1 14 0	6.5375	274 139	2 7 8	.5484	255 140	63 0 0	.1628	134 157			
March.....	1 17 7.50	7.0950	303 150	2 8 0	.5813	256 148	66 0 0	.1408	140 136			
April.....	2 6 6	8.4563	374 179	2 15 1	.6519	294 166	70 0 0	.1469	149 142			
May.....	2 10 1.50	9.5125	403 202	2 14 9	.6538	292 174	70 0 0	.1650	149 159			
June.....	2 2 6	9.5550	342 203	2 14 11	.6584	293 168	70 0 0	.1609	149 155			
July.....	2 0 0	9.6563	322 205	2 15 2	.7638	295 194	70 0 0	.1552	149 150			
August.....	2 0 0	9.9750	322 211	2 15 0	.5963	294 152	70 0 0	.1539	149 149			
September	1 19 3	9.9400	316 211	2 9 0	.5878	262 150	70 0 0	.1584	149 153			
October....	1 14 2.40	9.6000	275 204	2 4 9	.5905	239 150	70 0 0	.1606	149 155			
November...	1 13 3	9.1000	268 193	2 2 4	.6609	226 168	70 0 0	.1663	149 161			
December..	1 13 0	9.4625	266 201	2 3 5	.7556	232 192	70 0 0	.1704	149 165			
1918—Year....	1 13 9.30	9.9976	272 212	2 8 5.92	.7747	259 197	.....	.1692	..... 163			
Quarters—												
First.....	1 11 10.23	10.4083	256 221	2 9 2.33	.8574	263 218	70 0 0	.1791	149 173			
Second.....	1 13 6.46	10.0923	270 214	2 7 3.67	.8044	253 205	70 0 0	.1691	149 163			
Third.....	1 15 6.60	9.6231	286 204	2 7 0.67	.7302	251 186	70 0 0	.1668	149 161			
Fourth.....	1 17 0	9.8667	298 209	2 10 5	.7116	269 181	.....	.1618	..... 156			
Months—												
January....	1 11 1.50	9.8625	250 209	2 5 5	.7990	243 203	70 0 0	.1795	149 173			
February....	1 11 6	10.2375	253 217	2 10 2	.8631	268 220	70 0 0	.1803	149 174			
March.....	1 12 9	11.1250	264 236	2 12 0	.9247	278 235	70 0 0	.1778	149 172			
April.....	1 12 9.60	10.8000	264 229	2 9 10	.8720	266 222	70 0 0	.1758	149 170			
May.....	1 14 0	10.0750	274 214	2 7 4	.7538	253 192	70 0 0	.1708	149 165			
June.....	1 14 0	9.5400	274 202	2 4 9	.7706	239 196	70 0 0	.1625	149 157			
July.....	1 15 3	9.7125	284 206	2 6 10	.7653	250 195	70 0 0	.1677	149 162			
August.....	1 15 7.80	9.6200	287 204	2 6 5	.6983	248 178	70 0 0	.1668	149 161			
September	1 16 0	9.5375	290 202	2 7 11	.7181	256 183	70 0 0	.1660	149 160			
October....	(a)	10.1000	b290 214	2 10 3	.6931	268 176	70 0 0	.1708	149 165			
November...	(a)	9.7500	b290 207	2 10 8	.7363	271 187	70 0 0	.1608	149 155			
December..	1 17 0	(a)	298 <sup>b207</sup>	2 10 4	.7103	269 181	.....	.1514	..... 149			

WHOLESALE PRICES IN THE UNITED KINGDOM AND THE UNITED STATES, BY MONTHS, QUARTERS, AND YEARS, 1913-1918—Continued.

Market... Unit..... Base price.	Oil, cottonseed.				Oil, linseed.				Onions.			
	Actual price.		Relative price.		Actual price.		Relative price.		Actual price.		Relative price.	
	U. K.	U. S.	U. K.	U. S.	U. K.	U. S.	U. K.	U. S.	U. K.	U. S.	U. K.	U. S.
	Manches- ter.	At mills.	.....	.....	Manches- ter.	N e w Y o r k.	.....	.....	London.....	General U. S. Busbel	.....	.....
£ s. d.	Dolls.	.....	.....	£ s. d.	Dolls.	.....	.....	£ s. d.	Dolls.	.....	.....	.....
1913—Year....	30 4 7	5. 7418	94	95	24 14 2	.4656	100	95	0 5 10	.9572	73	76
Quarters—												
First.....	27 6 8	5. 1768	85	85	25 13 4	.4515	104	92	0 5 6	.7870	69	62
Second....	28 3 4	5. 9060	87	97	24 3 4	.4523	98	93	0 6 4	.8727	79	69
Third.....	33 8 4	6. 5111	103	107	25 16 8	.4892	104	100	0 5 10	1. 0357	73	82
Fourth....	32 0 0	5. 8128	99	96	25 3 4	.4692	94	96	0 5 8	1. 1333	71	89
Months—												
January...	26 0 0	5. 0333	80	83	25 10 0	.4425	103	91	0 6 0	.8160	75	64
February..	28 0 0	5. 2249	87	86	25 10 0	.4725	103	97	0 5 6	.7750	69	61
March.....	28 0 0	5. 2532	87	87	26 0 0	.4420	105	90	0 5 0	.7700	63	61
April.....	28 0 0	5. 7916	87	95	23 0 0	.4513	93	92	0 5 0	.7900	63	62
May.....	28 5 0	5. 9066	87	97	25 10 0	.4530	103	93	0 7 0	.8720	88	69
June.....	28 5 0	6. 1333	87	101	24 0 0	.4525	97	93	0 7 0	.9560	88	75
July.....	32 0 0	7. 2333	99	119	24 10 0	.4750	99	97	0 6 6	1. 0170	81	80
August....	34 0 0	(a)	105	b110	27 0 0	.5020	109	103	0 6 0	1. 0510	75	83
September	34 5 0	6. 1500	106	101	26 0 0	.4875	105	100	0 5 0	1. 0390	63	82
October...	32 10 0	5. 7833	101	95	23 10 0	.4650	95	95	0 5 0	1. 1020	63	87
November..	31 0 0	6. 0200	96	99	22 10 0	.4600	91	94	0 5 6	1. 1490	69	91
December.	32 10 0	5. 5833	101	92	23 10 0	.4850	95	99	0 6 6	1. 1490	81	91
1914—Year....	31 9 2	5. 5593	97	92	25 11 8	.5029	104	103	0 9 1.09	1. 2884	114	102
Quarters—												
First.....	32 3 4	5. 9615	100	98	24 10 0	.4946	99	101	0 9 4	1. 3897	117	110
Second....	31 13 4	6. 2435	98	103	25 6 8	.5019	102	103	0 12 9	1. 5087	159	119
Third.....	32 0 0	5. 4638	99	90	26 6 8	.5569	107	114	0 7 10	1. 3720	98	108
Fourth....	30 0 0	4. 4777	93	74	26 3 4	.4573	106	94	0 7 8	.8533	96	70
Months—												
January...	32 10 0	5. 8133	101	96	25 0 0	.4860	101	99	0 7 6	1. 2100	94	96
February..	32 0 0	5. 9499	99	98	23 10 0	.4925	95	101	0 10 0	1. 4070	125	111
March.....	32 0 0	6. 1583	99	101	25 0 0	.5075	101	104	0 10 6	1. 5520	131	123
April.....	32 0 0	6. 2999	99	104	26 0 0	.5063	105	104	0 11 6	1. 5920	144	126
May.....	32 0 0	6. 1933	99	102	25 0 0	.4960	101	101	0 14 0	1. 5260	175	120
June.....	31 0 0	6. 2499	96	103	25 0 0	.5050	101	103	(a)	1. 4080	b156	111
July.....	31 0 0	6. 1833	96	102	25 0 0	.5325	101	109	0 11 0	1. 7040	138	135
August....	31 0 0	5. 4000	96	89	25 0 0	.5840	101	119	0 6 6	1. 3790	81	109
September	34 0 0	4. 8083	105	79	29 0 0	.5475	117	112	0 6 0	1. 0330	75	82
October...	30 0 0	4. 0933	93	67	27 0 0	.4560	109	93	0 5 6	.8830	69	70
November..	30 0 0	4. 5777	93	75	25 10 0	.4550	103	93	0 7 0	.8440	88	67
December.	30 0 0	4. 8833	93	80	26 0 0	.4613	105	94	0 10 6	.9230	131	73
1915—Year....	34 16 8	5. 9527	108	98	30 4 2	.5749	122	118	0 10 9	.9528	134	75
Quarters—												
First.....	30 16 8	5. 6384	95	93	26 6 8	.5608	107	115	0 11 2	.9393	140	74
Second....	35 10 0	5. 3871	110	89	33 0 0	.6131	134	125	0 13 4	1. 0340	167	82
Third.....	34 6 8	5. 2666	106	87	29 6 8	.5192	119	106	0 6 10	.8737	85	69
Fourth....	38 13 4	6. 9166	120	114	32 3 4	.6043	130	124	0 11 8	.9640	146	76
Months—												
January...	29 0 0	5. 5066	90	91	25 0 0	.5520	101	113	0 11 0	.8890	138	70
February..	30 0 0	5. 9249	93	98	26 10 0	.5525	107	113	0 11 0	.9760	138	77
March.....	33 10 0	5. 5166	104	91	27 10 0	.5800	111	119	0 11 6	.9530	144	75
April.....	34 10 0	5. 5083	107	91	29 0 0	.5950	117	122	0 12 0	1. 0440	150	82
May.....	36 0 0	5. 4133	111	89	35 10 0	.6420	144	131	0 14 0	1. 0290	175	81
June.....	36 0 0	5. 2333	111	86	34 10 0	.5950	140	122	0 14 0	1. 0290	175	81
July.....	36 0 0	5. 1666	111	85	36 0 0	.5280	146	108	0 6 0	.9300	75	73
August....	34 0 0	(a)	105	b86	27 0 0	.5050	109	103	0 6 6	.8630	81	68
September	33 0 0	5. 3166	102	88	25 0 0	.5225	101	107	0 8 0	.8280	100	65
October...	35 0 0	6. 5999	108	109	27 0 0	.5700	109	117	0 9 0	.9480	113	75
November..	40 0 0	6. 8333	124	113	33 0 0	.6200	134	127	0 12 0	.9480	150	75
December.	41 0 0	7. 3000	127	120	36 10 0	.6260	148	128	0 14 0	.9960	175	79

a No quotation.

b Interpolated.





## WHOLESALE PRICES IN THE UNITED KINGDOM AND THE UNITED STATES, BY MONTHS, QUARTERS, AND YEARS, 1913-1918—Continued.

	Petroleum, American.				Pork, dressed.				Potassium, bichromate of.			
	Actual price.		Relative price.		Actual price.		Relative price.		Actual price.		Relative price.	
	U. K.	U. S.	U. K.	U. S.	U. K.	U. S.	U. K.	U. S.	U. K.	U. S.	U. K.	U. S.
Market...	London.....	New York.....			London....	Chicago.....			Manchester.....	New York.....		
Unit.....	Gallon.....	Gallon.....			Cwt.....	Pound.....			Pound.....	Pound.....		
Base price.	£ s. d. 0 0 8.23	Dolls. 0.1208			£ s. d. 3 8 1	Dolls. 0.1535			£ s. d. 0 0 3.50	Dolls. 0.0690		
1913—Year....	0 0 8.48	.1233	103	102	3 12 0	.1486	106	97	0 0 3.50	.0693	100	100
Quarters—												
First.....	0 0 8.42	.1250	102	103	3 14 2	.1304	109	85	0 0 3.50	.0694	100	101
Second.....	0 0 8.50	.1250	103	103	3 12 2	.1474	106	96	0 0 3.50	.0694	100	101
Third.....	0 0 8.50	.1233	103	102	3 10 4	.1642	103	107	0 0 3.50	.0694	100	101
Fourth.....	0 0 8.50	.1200	103	99	3 11 4	.1525	105	99	0 0 3.50	.0688	100	100
Months—												
January....	0 0 8.25	.1250	100	103	3 13 6	.1263	108	82	0 0 3.50	.0694	100	101
February....	0 0 8.50	.1250	103	103	3 14 6	.1175	109	77	0 0 3.50	.0694	100	101
March.....	0 0 8.50	.1250	103	103	3 14 6	.1440	109	94	0 0 3.50	.0694	100	101
April.....	0 0 8.50	.1250	103	103	3 13 6	.1572	108	102	0 0 3.50	.0694	100	101
May.....	0 0 8.50	.1250	103	103	3 13 0	.1450	107	95	0 0 3.50	.0694	100	101
June.....	0 0 8.50	.1250	103	103	3 10 0	.1406	103	92	0 0 3.50	.0694	100	101
July.....	0 0 8.50	.1250	103	103	3 9 0	.1544	101	101	0 0 3.50	.0694	100	101
August.....	0 0 8.50	.1250	103	103	3 10 6	.1575	104	103	0 0 3.50	.0694	100	101
September....	0 0 8.50	.1200	103	99	3 11 6	.1825	105	119	0 0 3.50	.0694	100	101
October.....	0 0 8.50	.1200	103	99	3 12 0	.1713	106	112	0 0 3.50	.0688	100	100
November....	0 0 8.50	.1200	103	99	3 10 6	.1530	104	100	0 0 3.50	.0688	100	100
December....	0 0 8.50	.1200	103	99	3 11 6	.1331	105	87	0 0 3.50	.0688	100	100
1914—Year....	0 0 7.64	.1200	93	99	3 5 8	.1543	96	101	0 0 4.38	.0859	125	124
Quarters—												
First.....	0 0 8.25	.1200	100	99	3 8 10	.1431	101	93	0 0 3.50	.0688	100	100
Second.....	0 0 7.67	.1200	93	99	3 1 10	.1542	91	100	0 0 3.50	.0688	100	100
Third.....	0 0 7.25	.1200	88	99	3 1 4	.1715	90	112	0 0 3.50	.0709	100	103
Fourth.....	0 0 7.25	.1200	88	99	3 10 8	.1485	104	97	0 0 7	.1350	200	196
Months—												
January....	0 0 8.50	.1200	103	99	3 9 0	.1400	101	91	0 0 3.50	.0688	100	100
February....	0 0 8.25	.1200	100	99	3 8 0	.1456	100	95	0 0 3.50	.0688	100	100
March.....	0 0 8	.1200	97	99	3 9 6	.1444	102	94	0 0 3.50	.0688	100	100
April.....	0 0 8	.1200	97	99	3 6 0	.1594	97	104	0 0 3.50	.0688	100	100
May.....	0 0 7.75	.1200	94	99	2 19 0	.1610	87	105	0 0 3.50	.0688	100	100
June.....	0 0 7.25	.1200	88	99	3 0 6	.1406	89	92	0 0 3.50	.0688	100	100
July.....	0 0 7.25	.1200	88	99	2 16 0	.1619	82	105	0 0 3.50	.0688	100	100
August.....	0 0 7.25	.1200	88	99	3 5 0	.1715	95	112	0 0 3.50	.0694	100	101
September....	(a)	.1200	88	99	3 3 0	.1813	93	118	0 0 3.50	.0744	100	108
October.....	0 0 7.25	.1200	88	99	3 11 0	.1740	104	113	0 0 7	.1400	200	203
November....	0 0 7.25	.1200	88	99	3 9 6	.1488	102	97	0 0 7	.1400	200	203
December....	0 0 7.25	.1200	88	99	3 11 6	.1163	105	76	0 0 7	.1250	200	181
1915—Year....	0 0 8.83	.1208	107	100	4 7 3	.1429	128	93	0 0 7.63	.1976	218	286
Quarters—												
First.....	0 0 7.92	.1200	96	99	3 15 10	.1119	111	73	0 0 6.33	.1400	181	203
Second.....	0 0 8.67	.1200	105	99	4 5 0	.1408	125	92	0 0 6.67	.1629	191	236
Third.....	0 0 9.08	.1200	110	99	4 8 8	.1677	130	109	0 0 8	.2142	229	310
Fourth.....	0 0 9.67	.1233	117	102	4 19 6	.1512	146	99	0 0 9.50	.2733	271	396
Months—												
January....	0 0 7.75	.1200	94	99	3 11 6	.1135	105	74	0 0 7	.1250	200	181
February....	0 0 7.75	.1200	94	99	3 15 0	.1081	110	70	0 0 6	.1450	171	210
March.....	0 0 8.25	.1200	100	99	4 1 0	.1138	119	74	0 0 6	.1500	171	217
April.....	0 0 8.50	.1200	103	99	4 7 0	.1413	128	92	0 0 6	.1680	171	239
May.....	0 0 8.75	.1200	106	99	4 3 0	.1450	122	95	0 0 7	.1563	200	227
June.....	0 0 8.75	.1200	106	99	4 5 0	.1350	125	88	0 0 7	.1675	200	243
July.....	0 0 8.75	.1200	106	99	4 3 6	.1570	123	102	0 0 7	.2100	200	304
August.....	0 0 9	.1200	109	99	4 5 0	.1713	125	112	0 0 8.50	.2250	243	326
September....	0 0 9.50	.1200	115	99	4 17 6	.1775	143	116	0 0 8.50	.2075	243	301
October.....	0 0 9.50	.1200	115	99	5 1 6	.1840	149	120	0 0 8.50	.2050	243	297
November....	0 0 9.50	.1200	115	99	4 18 0	.1463	144	95	0 0 10	.2550	286	370
December....	0 0 10	.1300	122	108	4 19 0	.1150	145	75	0 0 10	.3600	286	522

a No quotation.

b Interpolated.

WHOLESALE PRICES IN THE UNITED KINGDOM AND THE UNITED STATES, BY MONTHS, QUARTERS, AND YEARS, 1913-1918—Continued.

Market . . . Unit . . . . . Base price . . . 1916—Year . . . Quarters— First . . . . . Second . . . . . Third . . . . . Fourth . . . . . Months— January . . . . . February . . . . . March . . . . . April . . . . . May . . . . . June . . . . . July . . . . . August . . . . . September . . . . . October . . . . . November . . . . . December . . . . . 1917—Year . . . . . Quarters— First . . . . . Second . . . . . Third . . . . . Fourth . . . . . Months— January . . . . . February . . . . . March . . . . . April . . . . . May . . . . . June . . . . . July . . . . . August . . . . . September . . . . . October . . . . . November . . . . . December . . . . . 1918—Year . . . . . Quarters— First . . . . . Second . . . . . Third . . . . . Fourth . . . . . Months— January . . . . . February . . . . . March . . . . . April . . . . . May . . . . . June . . . . . July . . . . . August . . . . . September . . . . . October . . . . . November . . . . . December . . . . .	Petroleum, American.				Pork, dressed.				Potassium, bichromate of.			
	Actual price.		Relative price.		Actual price.		Relative price.		Actual price.		Relative price.	
	U. K.	U. S.	U. K.	U. S.	U. K.	U. S.	U. K.	U. S.	U. K.	U. S.	U. K.	U. S.
	London . . . . .	New York . . . . .	London . . . . .	Chicago . . . . .	Manchester . . . . .	New York . . . . .	London . . . . .	Chicago . . . . .	Manchester . . . . .	New York . . . . .	London . . . . .	New York . . . . .
	Gallon . . . . .	Gallon . . . . .	Cwt. . . . .	Pound . . . . .	Pound . . . . .							
	£ s. d.	Dolls.	£ s. d.	Dolls.	£ s. d.	Dolls.	£ s. d.	Dolls.	£ s. d.	Dolls.		
	0 0 8.23	0.1208	3 8 1	0.1535	0 0 3.50	0.0690						
	0 1 0.14	.1217	5 7 7	.1618	0 1 6.92	.5263	158	105	541	763		
	0 0 10	.1267	4 19 10	.1315	0 1 5	.5850	147	86	438	848		
	0 0 11.50	.1200	5 4 6	.1658	0 1 11.60	.6567	153	108	576	952		
	0 1 1	.1200	5 7 2	.1886	0 1 7.67	.4433	157	123	662	642		
	0 1 2.04	.1200	5 13 10	.1592	0 1 3.33	.4200	175	104	438	609		
	0 0 10	.1300	4 18 0	.1180	0 1 3	.4650	144	77	429	674		
	0 0 10	.1300	5 1 0	.1244	0 1 6	.6050	148	81	514	877		
	0 0 10	.1200	5 0 6	.1556	0 1 6	.6850	148	101	514	992		
	0 0 11	.1200	5 5 6	.1630	0 1 11	.7500	155	106	657	1090		
	0 0 11	.1200	5 4 0	.1675	0 2 0	.6700	153	109	686	971		
	0 1 0.50	.1200	5 4 0	.1675	0 2 0	.5500	153	109	636	797		
	0 1 0.50	.1200	5 4 6	.1660	0 1 10	.4400	153	108	629	638		
	0 1 0.50	.1200	5 2 6	.1863	0 1 7	.4450	151	121	543	645		
	0 1 2	.1200	5 14 6	.2130	0 1 6	.4450	168	139	514	645		
	0 1 2.13	.1200	6 3 6	.1788	0 1 4	.4400	181	116	457	638		
	0 1 2	.1200	5 15 0	.1675	0 1 3	.4150	169	103	429	601		
	0 1 2	.1200	5 18 0	.1450	0 1 3	.4050	173	95	429	587		
	0 1 4.16	.1242	6 9 9	.2435	0 1 8.17	.3902	191	159	576	566		
	0 1 2	.1200	6 3 4	.1954	0 1 4	.4050	181	127	457	587		
	0 1 2.19	.1200	6 7 6	.2304	0 1 5	.3617	187	150	436	524		
	0 1 4.92	.1233	6 15 2	.2823	0 1 8.67	.3725	199	184	591	540		
	0 1 7.58	.1333	6 13 0	.2658	0 2 3	.4550	195	173	771	659		
	0 1 2	.1200	5 19 6	.1675	0 1 4	.4200	176	109	457	609		
	0 1 2	.1200	6 3 6	.1963	0 1 4	.4050	181	128	457	587		
	0 1 2	.1200	6 7 0	.2170	0 1 4	.3900	187	141	457	565		
	0 1 2	.1200	6 13 0	.2263	0 1 4	.3650	195	147	457	529		
	0 1 2	.1200	6 8 0	.2350	0 1 4	.3550	188	153	457	515		
	0 1 2.50	.1200	6 1 6	.2300	0 1 7	.3650	178	150	543	529		
	0 1 2.50	.1200	6 10 6	.2425	0 1 7	.3650	192	158	543	529		
	0 1 3.50	.1200	6 19 0	.2800	0 1 7	.3675	204	182	543	533		
	0 1 8.50	.1300	6 16 0	.3160	0 2 0	.3850	200	206	686	558		
	0 1 7.75	.1300	6 13 0	.3063	0 2 3	.4550	195	200	771	659		
	0 1 7.50	.1300	6 13 0	.2563	0 2 3	.4550	195	167	771	659		
	0 1 7.50	.1400	6 13 0	.2410	0 2 3	.4550	195	157	771	659		
	0 1 9.31	.1695	7 9 7	.2495	0 2 3	.....	220	192	771	.....		
	0 1 7.50	.1600	6 13 0	.2565	0 2 3	.4504	195	167	771	653		
	0 1 9.35	.1692	7 9 6	.2787	0 2 3	.4502	220	182	771	652		
	0 1 10.50	.1738	7 9 6	.3173	0 2 3	.4498	220	207	771	652		
	0 1 9.88	.1750	8 6 2	.3254	0 2 3	.....	244	212	771	.....		
	0 1 7.50	.1600	6 13 0	.2650	0 2 3	.4388	215	173	771	636		
	0 1 7.50	.1600	6 13 0	.2413	0 2 3	.4663	195	157	771	676		
	0 1 7.50	.1600	6 13 0	.2620	0 2 3	.4470	195	171	771	648		
	0 1 7.50	.1675	7 9 6	.2756	0 2 3	.4394	220	180	771	637		
	0 1 9.90	.1700	7 9 6	.2688	0 2 3	.4500	220	175	771	652		
	0 1 10.50	.1700	7 9 6	.2890	0 2 3	.4590	220	188	771	665		
	0 1 10.50	.1710	7 9 6	.2863	0 2 3	.4600	220	187	771	667		
	0 1 10.50	.1750	7 9 6	.3160	0 2 3	.4455	220	206	771	646		
	0 1 10.50	.1750	7 9 6	.3500	0 2 3	.4450	220	228	771	645		
	0 1 10.50	.1750	8 2 6	.3400	0 2 3	.4288	213	222	771	621		
	0 1 10.50	.1750	8 8 0	.3240	0 2 3	.....	220	211	771	.....		
	0 1 9.88	.1750	8 8 0	.3125	0 2 3	.....	220	204	771	.....		













WHOLESALE PRICES IN THE UNITED KINGDOM AND THE UNITED STATES, BY MONTHS, QUARTERS, AND YEARS, 1913-1918—Continued.

Market...	Rice.				Rubber, Para, fine.				Sheep, first quality.			
	Actual price.		Relative price.		Actual price.		Relative price.		Actual price.		Relative price.	
	U. K.	U. S.	U. K.	U. S.	U. K.	U. S.	U. K.	U. S.	U. K.	U. S.	U. K.	U. S.
Unit.....	London.....	New Orleans.....			London, Manches-ter.....	New York.....			England and Wales.....	New York.....		
	Cwt.....	Pound.....			Pound.....	Pound.....			Pound.....	100 lbs.....		
Base price.	£ s. d.	Dolls.			£ s. d.	Dolls.			£ s. d.	Dolls.		
	0 7 10.63	0.0526			0 3 2.98	0.6938			0 0 9.33	4.7708		
1916—Year....	18 9.75	.0456	239	87	0 3 1.40	.6694	96	96	0 1 0.56	6.7333	135	141
Quarters—												
First.....	0 18 8	.0457	237	87	0 3 4.08	.7583	103	109	0 0 11.58	6.2500	124	131
Second.....	0 18 8	.0456	237	87	0 2 10.08	.6483	87	93	0 1 1.75	6.7500	147	141
Third.....	0 17 11	.0444	227	84	0 2 11.42	.5858	91	84	0 1 0.42	6.9167	133	145
Fourth.....	1 0 0	.0467	254	89	0 3 4	.6850	103	99	0 1 0.50	7.0167	134	147
Months—												
January...	0 18 0	.0450	228	86	0 3 9	.8850	115	128	0 0 10.25	5.1250	110	107
February...	0 19 0	.0463	241	88	0 3 1	.6850	95	99	0 0 11.75	5.8750	126	123
March.....	0 19 0	.0459	241	87	0 3 2.25	.7050	98	102	0 1 0.75	7.7500	137	162
April.....	0 19 0	.0456	241	87	0 3 0.25	.6950	93	100	0 1 2	7.7500	150	162
May.....	0 19 0	.0456	241	87	0 2 9.75	.6600	87	95	0 1 1.75	6.2500	147	131
June.....	0 18 0	.0456	228	87	0 2 8.25	.5900	83	85	0 1 1.50	6.2500	145	131
July.....	0 18 0	.0453	228	86	0 2 8	.5900	82	85	0 1 0.75	6.1250	137	128
August....	0 16 3	.0447	206	85	0 2 10.25	.5850	88	84	0 1 0.50	7.6250	134	160
September...	0 19 6	.0433	247	82	0 3 4	.5825	103	84	0 1 0	7.0000	129	147
October....	0 19 9	.0447	250	85	0 3 3	.6650	100	96	0 0 11.50	7.1250	123	149
November...	1 0 0	.0478	254	91	0 3 4.50	.6700	104	97	0 1 0.25	6.8000	131	143
December..	1 0 3	.0475	257	90	0 3 4.50	.7200	104	104	0 1 1.75	7.1250	147	149
1917—Year....	1 7 8.56	.0670	351	127	0 3 1.94	.6477	97	93	0 1 3.42	9.8750	165	207
Quarters—												
First.....	1 6 0.46	.0479	330	91	0 3 3.50	.7100	101	102	0 1 2.50	9.5417	156	200
Second.....	1 8 4.27	.0697	360	133	0 3 1.25	.7300	96	105	0 1 4.58	9.6667	178	203
Third.....	1 8 3	.0708	358	135	0 3 2.17	.6375	98	92	0 1 3	9.3333	161	196
Fourth.....	1 8 3	.0781	358	148	0 3 0.83	.5133	94	74	0 1 3.58	10.9583	167	230
Months—												
January...	1 3 6	.0475	238	90	0 3 3.50	.7000	101	101	0 1 2	8.3750	150	176
February...	1 7 0	.0475	242	90	0 3 3	.6800	100	98	0 1 2.25	9.6250	153	202
March.....	1 7 3.60	.0488	346	93	0 3 4	.7500	103	108	0 1 3.25	10.6250	164	223
April.....	1 8 7.13	.0671	363	128	0 3 1.50	.7400	96	107	0 1 4	10.0000	172	210
May.....	1 8 3	.0702	358	133	0 3 0.25	.7250	93	104	0 1 5	9.0000	182	189
June.....	1 8 3	.0710	358	135	0 3 2	.7250	97	104	0 1 4.75	10.0000	180	210
July.....	1 8 3	.0702	358	133	0 3 0	.7050	92	102	0 1 4.25	8.0000	174	168
August....	1 8 3	.0708	358	135	0 3 3	.6125	100	88	0 1 2.25	9.6250	153	202
September...	1 8 3	.0713	358	136	0 3 3.50	.5950	101	86	0 1 2.50	10.3750	156	217
October....	1 8 3	.0773	358	147	0 3 4.50	.5675	104	82	0 1 2.50	11.0000	156	231
November...	1 8 3	.0775	358	147	0 3 4	.5050	103	73	0 1 3.25	11.0000	164	231
December..	1 8 3	.0793	358	151	0 2 6	.4675	77	67	0 1 5	10.8750	182	228
1918—Year....	1 8 3.46		359		0 2 11.79	.5490	92	79	0 1 2.54	11.6292	156	244
Quarters—												
First.....	1 8 4.85	.0925	360	155	0 2 6.92	.4885	79	70	0 1 3.42	11.0167	165	231
Second.....	1 8 3	.0907	358	172	0 3 1.33	.5540	96	80	0 1 2.25	13.0833	153	274
Third.....	1 8 3	.0925	358	176	0 3 3.08	.5900	100	85	0 1 2.25	11.9167	153	250
Fourth.....	1 8 3		358		0 2 11.83	.5633	92	81	0 1 2.25	10.5000	153	220
Months—												
January...	1 8 3	.0794	358	151	0 2 9.50	.5005	86	72	0 1 5.75	11.3000	190	237
February...	1 8 9	.0794	365	151	0 2 3	.4788	69	69	0 1 2.25	11.7500	153	246
March.....	1 8 3	.0854	358	162	0 2 8.25	.4831	83	70	0 1 2.25	10.0000	153	210
April.....	1 8 3	.0897	358	171	0 3 1	.5160	95	74	0 1 2.25	12.7500	153	267
May.....	1 8 3	.0906	358	172	0 3 1.50	.5663	96	82	0 1 2.25	15.0000	153	314
June.....	1 8 3	.0916	358	174	0 3 1.50	.5900	96	85	0 1 2.25	16.5000	153	346
July.....	1 8 3	.0938	358	178	0 3 0.75	.5900	94	85	0 1 2.25	10.5000	153	220
August....	1 8 3	.0924	358	176	0 3 0.50	.5900	94	85	0 1 2.25	12.3750	153	259
September...	1 8 3	.0913	358	174	0 3 8	.5900	113	85	0 1 2.25	12.8750	153	270
October....	1 8 3	.0913	358	174	0 3 2	.5720	97	82	0 1 2.25	10.7500	153	225
November...	1 8 3	.0913	358	174	0 3 0	.5700	92	82	0 1 2.25	10.8750	153	228
December..	1 8 3		358		0 2 9.50	.5480	86	79	0 1 2.25	9.8750	153	207

WHOLESALE PRICES IN THE UNITED KINGDOM AND THE UNITED STATES, BY MONTHS, QUARTERS, AND YEARS, 1913-1918—Continued.

Market...	Shellac, T. N.				Silk, China.				Silk, Italian.			
	Actual price.		Relative price.		Actual price.		Relative price.		Actual price.		Relative price.	
	U. K.	U. S.	U. K.	U. S.	U. K.	U. S.	U. K.	U. S.	U. K.	U. S.	U. K.	U. S.
Unit.....	Cwt.....	Pound.....			Pound.....	Pound.....			Pound.....	Pound.....		
Base price..	£ s. d.	Dolls.			£ s. d.	Dolls.			£ s. d.	Dolls.		
1913—Year....	4 7 8	.2008	107	105	0 10 11.50	3.4760	97	95	0 17 10	4.2090	97	94
Quarters—												
First.....	(a)	.1833	(a)	96	0 10 9.50	3.2500	96	89	0 17 6	3.9417	95	86
Second....	4 0 10	.1883	99	98	0 10 10.50	3.2833	96	90	0 17 0	4.0250	92	88
Third.....	4 13 6	.2200	114	115	0 10 9.50	3.6000	96	98	0 17 10	4.5083	97	98
Fourth....	4 8 8	.2117	109	111	0 11 4.50	3.7708	101	103	0 19 0	4.7208	103	103
Months—												
January... (a)	.1650	(a)	86		0 10 7.50	3.2500	94	89	0 17 6	3.9750	95	87
February. (a)	.1800	(a)	94		0 10 10.50	3.2500	96	89	0 17 6	3.9250	95	85
March.... (a)	.2050	(a)	107		0 10 10.50	3.2500	96	89	0 17 6	3.9250	95	85
April.....	3 19 6	.1900	97	99	0 10 10.50	3.2500	96	89	0 17 0	3.9750	92	87
May.....	3 16 6	.1750	94	91	0 10 10.50	3.3000	96	90	0 17 0	4.0250	92	88
June.....	4 6 6	.2000	106	105	0 10 10.50	3.3000	96	90	0 17 0	4.0750	92	89
July.....	4 14 6	.2150	116	112	0 10 10.50	3.3500	96	92	0 17 6	4.4000	95	96
August....	4 15 6	.2150	117	112	0 10 7.50	3.3750	94	92	0 17 9	4.4000	96	96
September	4 10 6	.2300	111	120	0 10 10.50	4.0750	96	111	0 18 3	4.7250	99	103
October... (a)	4 13 0	.2200	114	115	0 11 4.50	3.9750	101	109	0 19 6	4.8750	106	106
November. (a)	4 10 6	.2150	111	112	0 11 4.50	3.7750	101	103	0 19 0	4.7750	103	104
December. (a)	4 2 6	.2000	101	105	0 11 4.50	3.5625	101	97	0 18 6	4.5125	100	98
1914—Year....	3 5 10	.1592	81	83	0 11 3.50	3.2969	100	90	0 18 1.50	4.3573	98	95
Quarters—												
First.....	3 17 2	.1767	94	92	0 11 6.50	3.7500	102	103	0 18 6	4.6542	100	101
Second....	3 7 6	.1567	83	82	0 11 5.50	3.5083	101	96	0 18 6	4.4917	100	98
Third.....	3 0 10	.1600	74	84	0 11 5.50	3.3833	101	93	0 18 6	4.5917	100	100
Fourth....	2 17 10	.1433	71	75	0 10 8.50	2.5458	95	70	0 17 0	3.6917	92	80
Months—												
January... (a)	4 3 6	.1950	102	102	0 11 4.50	3.6750	101	100	0 18 6	4.5625	100	99
February. (a)	3 16 6	.1750	94	91	0 11 7.50	3.8500	103	105	0 18 6	4.6250	100	101
March.... (a)	3 11 6	.1600	88	84	0 11 7.50	3.7250	103	102	0 18 6	4.7750	100	104
April..... (a)	3 11 6	.1650	88	86	0 11 7.50	3.5250	103	96	0 18 6	4.4750	100	97
May..... (a)	3 6 6	.1550	81	81	0 11 4.50	3.5000	101	96	0 18 6	4.4750	100	97
June..... (a)	3 4 6	.1500	79	78	0 11 4.50	3.5000	101	96	0 18 6	4.5250	100	99
July..... (a)	3 3 6	.1450	78	76	0 11 7.50	3.4500	103	94	0 18 6	4.5250	100	99
August.... (a)	3 0 6	.1550	74	81	0 11 4.50	3.4250	101	94	0 18 6	4.5250	100	99
September	2 18 6	.1800	72	94	0 11 4.50	3.2750	101	90	0 18 6	4.7250	100	103
October... (a)	2 15 6	.1500	68	78	0 11 4.50	2.7250	101	75	0 18 6	4.0750	100	89
November. (a)	2 17 6	.1400	70	73	0 10 4.50	2.5875	92	71	0 16 6	3.7250	89	81
December. (a)	3 0 6	.1400	74	73	0 10 4.50	2.3250	92	64	0 16 0	3.2750	87	71
1915—Year....	3 4 2.50	.1488	79	78	0 9 11.75	3.0458	88	83	0 16 7.50	3.5583	90	77
Quarters—												
First.....	3 3 2	.1417	77	74	0 10 0	2.7083	89	74	0 16 0	3.4750	87	76
Second....	3 0 6	.1400	74	73	0 9 10.50	2.8250	87	77	0 16 0	3.5083	87	76
Third.....	3 1 0	.1425	75	75	0 9 2.50	2.8917	82	79	0 16 2	3.4417	88	75
Fourth....	3 12 2	.1708	88	89	0 10 10	3.7583	96	103	0 18 4	4.1417	99	90
Months—												
January... (a)	3 5 6	.1450	80	76	0 10 1.50	2.4250	90	66	0 16 0	3.3750	87	73
February. (a)	3 2 6	.1400	77	73	0 10 1.50	2.8750	90	79	0 16 0	3.5250	87	77
March.... (a)	3 1 6	.1400	75	73	0 9 9	2.8250	86	77	0 16 0	3.5250	87	77
April..... (a)	3 1 0	.1400	75	73	0 10 1.50	2.7750	90	76	0 16 0	3.5250	87	77
May..... (a)	3 0 6	.1400	74	73	0 9 10.50	2.8750	87	79	0 16 0	3.4750	87	76
June..... (a)	3 0 0	.1400	73	73	0 9 7.50	2.8250	85	77	0 16 0	3.5250	87	77
July..... (a)	2 15 0	.1375	67	72	0 9 4.50	2.8750	83	79	0 16 0	3.4250	87	75
August.... (a)	3 0 6	.1400	74	73	0 9 1.50	2.8750	81	79	0 16 3	3.4250	88	75
September	3 7 6	.1500	83	78	0 9 1.50	2.9250	81	80	0 16 3	3.4750	88	76
October... (a)	3 9 0	.1500	84	78	0 9 7.50	3.2250	85	88	0 16 9	3.7250	91	81
November. (a)	3 12 0	.1625	88	85	0 10 1.50	3.7250	90	102	2 17 3	3.8250	93	83
December. (a)	3 15 6	.2000	92	105	0 12 9	4.3250	113	118	1 1 0	4.8750	114	106

a No quotation.

## WHOLESALE PRICES IN THE UNITED KINGDOM AND THE UNITED STATES, BY MONTHS, QUARTERS, AND YEARS, 1913-1918—Continued.

	Shellac, T. N.				Silk, China.				Silk, Italian.			
	Actual price.		Relative price.		Actual price.		Relative price.		Actual price.		Relative price.	
	U. K.	U. S.	U. K.	U. S.	U. K.	U. S.	U. K.	U. S.	U. K.	U. S.	U. K.	U. S.
Market...	London.....	New York.....			Manches- ter, Lon- don.....	New York.....			London.....			
Unit.....	Cwt.....	Pound.....			Pound.....	Pound.....			Pound.....	Pound.....		
Base price.	£ s. d. 0 4 18.50	Dolls. 0.1913			£ s. d. 0 11 3.50	Dolls. 3.6578			£ s. d. 0 18 5.50	Dolls. 4.5938		
1916—Year....	5 4 8.75	.2717	128	142	0 15 8.25	4.1000	139	112	1 5 6.50	5.8438	138	127
Quarters—												
First.....	4 6 6	.2217	106	116	0 13 5	4.0333	119	110	1 3 2	5.4917	126	120
Second....	4 11 7	.2367	112	124	0 15 7	3.9667	138	108	1 6 10	5.8500	145	127
Third.....	5 13 0	.2900	138	152	0 16 3	3.9833	144	109	1 5 5	5.7500	138	125
Fourth....	6 7 10	.3383	156	177	0 17 6	4.4167	155	121	1 6 9	6.2833	145	137
Months—												
January...	4 0 0	.2100	98	110	0 12 9	3.7500	113	103	1 1 0	4.8750	114	106
February..	4 5 6	.2250	105	118	0 13 3	4.1500	117	113	1 2 0	5.5500	119	121
March.....	4 14 0	.2300	115	120	0 14 3	4.2000	126	115	1 6 6	6.0500	144	132
April.....	4 10 3	.2350	110	123	0 14 9	4.1500	131	113	1 7 0	6.0500	146	132
May.....	4 12 0	.2400	113	125	0 16 3	4.0500	144	111	1 7 0	5.9000	146	128
June.....	4 12 6	.2350	113	123	0 15 9	3.7000	139	101	1 6 6	5.6000	144	122
July.....	4 14 6	.2600	116	136	0 15 9	3.7500	139	103	1 4 0	5.5000	130	120
August....	5 14 0	.2900	140	152	0 16 3	3.9000	144	107	1 5 6	5.7500	138	125
September..	6 10 6	.3200	160	167	0 16 9	4.3000	148	118	1 6 9	6.0000	145	131
October...	6 0 6	.3000	147	157	0 17 3	4.2000	153	115	1 6 9	6.0500	145	132
November...	6 7 0	.3250	155	170	0 17 3	4.3000	153	118	1 6 9	6.1000	145	133
December..	6 16 0	.3900	166	204	0 18 0	4.7500	169	130	1 6 9	6.7000	145	146
1917—Year....	11 7 1.82	.5258	278	275	1 1 0.25	5.0192	188	137	1 11 8.75	6.7986	172	148
Quarters—												
First.....	8 4 10.62	.4400	202	230	0 18 9	4.4212	166	121	1 7 3	6.6115	148	144
Second....	10 15 0.46	.5767	263	301	0 19 7	4.3750	173	120	1 11 8	6.8385	172	149
Third.....	11 8 7.50	.5733	280	300	1 1 2	5.7038	187	156	1 14 8	7.3000	188	159
Fourth....	15 0 2.08	.5133	367	268	1 4 7	5.5769	218	153	1 13 4	(a)	181	(a)
Months—												
January...	7 5 3	.3900	178	204	0 18 0	4.5700	159	125	1 6 9	6.7500	145	147
February..	7 15 4.50	.4500	190	235	0 19 0	4.4250	168	121	1 8 0	6.6500	152	145
March.....	9 8 2.40	.4800	230	251	0 19 3	4.2313	170	116	1 7 0	6.4000	146	139
April.....	10 8 7.50	.5700	255	298	0 19 3	4.1188	170	113	1 7 0	6.4750	146	141
May.....	10 18 9	.5600	267	293	0 19 9	4.3000	175	118	1 14 0	6.9400	184	151
June.....	10 17 2.40	.6000	266	314	0 19 9	4.7250	175	129	1 14 0	7.0750	184	154
July.....	10 12 4	.5800	260	303	1 0 6	5.2375	182	143	1 14 0	7.3000	184	159
August....	11 15 1.20	.5700	288	298	1 0 6	5.8400	182	160	1 15 0	(a)	190	(a)
September..	11 12 9	.5700	285	298	1 2 6	6.0000	199	164	1 15 0	(a)	190	(a)
October...	11 13 9	.4800	286	251	1 5 0	5.7000	221	156	1 15 0	(a)	190	(a)
November...	15 6 5.40	.4600	375	240	1 3 9	5.5000	210	150	1 12 6	(a)	176	(a)
December..	17 18 9	.6000	439	314	1 5 0	5.5000	221	150	1 12 6	(a)	176	(a)
1918—Year....	17 19 1.38	.6317	440	330	1 5 9.50	5.5640	228	152	2 0 7.50		220	
Quarters—												
First.....	20 16 1.85	.5867	509	307	1 5 0	5.4154	221	148	1 13 2	(a)	180	(a)
Second....	17 13 0.92	.6267	432	328	1 5 4	5.5083	224	151	1 14 6	(a)	187	(a)
Third.....	17 3 0.92	.6600	420	345	1 6 0	5.5731	230	152	2 3 2	(a)	234	(a)
Fourth....	16 7 4.50	.6533	401	342	1 6 10	5.7708	238	158	2 11 8		280	
Months—												
January...	18 8 9	.5800	451	303	1 5 0	5.4500	221	149	1 12 6	(a)	176	(a)
February..	21 1 3	.5900	516	308	1 5 0	5.4000	221	148	1 12 6	(a)	176	(a)
March.....	22 10 0	.5900	551	308	1 5 0	5.4000	221	148	1 14 6	(a)	187	(a)
April.....	18 7 6	.6300	450	329	1 5 0	5.5500	221	152	1 14 6	(a)	187	(a)
May.....	17 13 0	.6200	432	324	1 5 0	5.5100	221	151	1 14 6	(a)	187	(a)
June.....	16 18 9	.6300	415	329	1 6 0	5.4500	230	149	1 14 6	(a)	187	(a)
July.....	17 0 0	.6400	416	335	1 6 0	5.4875	230	150	1 14 6	(a)	187	(a)
August....	17 8 0	.6600	426	345	1 6 0	5.5400	230	151	2 0 0	(a)	217	(a)
September..	17 0 0	.6800	418	355	1 6 0	5.7000	230	156	2 15 0		298	
October...	16 18 1.50	.6800	414	355	1 7 6	5.7125	244	156	2 15 0		298	
November...	16 14 0	.6800	409	355	1 7 6	5.7500	244	157	2 15 0		298	
December..	15 10 0	.6000	379	314	1 5 6	5.8833	226	161	2 5 0		244	

WHOLESALE PRICES IN THE UNITED KINGDOM AND THE UNITED STATES, BY MONTHS, QUARTERS, AND YEARS, 1913-1918—Continued.

Market .. Unit ..  Base price.	Silk, Japan.				Silver.				Skins, calf, 12-16 pounds.			
	Actual price.		Relative price.		Actual price.		Relative price.		Actual price.		Relative price.	
	U. K.	U. S.	U. K.	U. S.	U. K.	U. S.	U. K.	U. S.	U. K.	U. S.	U. K.	U. S.
London.....	New York.			Manchester.	New York.			Liverpool..	Boston.			
Pound.....	Pound.....			Ounce.....	Fine ounce.			Pound.....	Skin.....			
£ s. d.	Dolls.			£ s. d.	Dolls.			£ s. d.	Dolls.			
0 16 6	4.1563			0 2 2.98	0.5854			0 0 10.15	2.6083			
1913—Year....	3.9083	96	94	0 2 3.60	.5980	102	102	0 0 10	2.5833	99	99	
Quarters—												
First.....	3.7583	92	90	0 2 4.46	.6081	105	104	0 0 10.25	2.5750	101	99	
Second.....	3.7250	92	90	0 2 3.19	.5961	101	102	0 0 10.17	2.5750	100	99	
Third.....	4.0583	99	98	0 2 3.17	.5955	101	102	0 0 9.92	2.5750	98	99	
Fourth.....	4.0917	100	98	0 2 3.59	.5918	102	101	0 0 9.67	2.6083	95	100	
Months—												
January....	3.7750	92	91	0 2 5.31	.6293	109	107	0 0 10.50	2.5750	103	99	
February....	3.7750	92	91	0 2 4.75	.5929	100	105	0 0 10.25	2.5750	101	99	
March.....	3.7250	92	90	0 2 3.31	.5787	101	99	0 0 10	2.5750	99	99	
April.....	3.7250	92	90	0 2 2.19	.5949	97	102	0 0 9.75	2.5750	96	99	
May.....	3.7250	92	90	0 2 3.69	.6036	103	103	0 0 10.25	2.5750	101	99	
June.....	3.7250	92	90	0 2 3.69	.5899	103	101	0 0 10.50	2.5750	103	99	
July.....	3.9000	97	94	0 2 2.88	.5872	100	100	0 0 10.13	2.5750	100	99	
August.....	3.9000	97	94	0 2 3.06	.5929	100	101	0 0 9.88	2.5750	97	99	
September....	4.3750	103	105	0 2 3.56	.6064	102	104	0 0 9.75	2.5750	96	99	
October.....	4.2750	103	103	0 2 4.38	.6079	105	104	0 0 10	2.5750	99	99	
November.....	4.0750	100	98	0 2 3.69	.5899	103	101	0 0 9.50	2.6250	94	101	
December.....	3.9250	97	94	0 2 2.69	.5776	99	99	0 0 9.50	2.6250	94	101	
1914—Year....	4.0573	99	98	0 2 2	.5481	96	94	0 0 9.96	2.6250	98	101	
Quarters—												
First.....	4.1750	99	100	0 2 2.71	.5772	99	99	0 0 10.84	2.6250	107	101	
Second.....	4.3000	102	103	0 2 2.46	.5772	98	99	0 0 10.17	2.6250	100	101	
Third.....	4.3250	106	104	0 2 1.48	.5410	94	92	0 0 9.54	2.6250	94	101	
Fourth.....	3.4292	90	83	0 2 1.35	.4971	94	85	0 0 9.30	2.6250	92	101	
Months—												
January....	4.0250	97	97	0 2 2.63	.5757	99	98	0 0 10	2.6250	99	101	
February....	4.1750	100	100	0 2 2.50	.5751	98	98	0 0 10.88	2.6250	107	101	
March.....	4.3250	100	104	0 2 3	.5807	100	99	0 0 11.63	2.6250	115	101	
April.....	4.2625	100	103	0 2 2.94	.5852	100	100	0 0 10.13	2.6250	100	101	
May.....	4.2625	103	103	0 2 3.25	.5818	101	99	0 0 10.13	2.6250	100	101	
June.....	4.3750	103	105	0 2 1.19	.5647	93	96	0 0 10.25	2.6250	101	101	
July.....	4.4750	106	106	0 2 2.06	.5468	97	93	0 0 9.75	2.6250	96	101	
August.....	4.4250	106	108	0 1 11.75	.5434	88	93	0 0 10	2.6250	99	101	
September....	4.0750	106	98	0 2 2.63	.5329	99	91	0 0 8.88	2.6250	87	101	
October.....	3.6750	103	88	0 2 3	.5066	100	87	0 0 10.13	2.6250	100	101	
November.....	3.2875	85	79	0 2 2	.4908	96	84	0 0 8.63	2.6250	85	101	
December.....	3.3250	82	80	0 1 11.06	.4938	85	84	0 0 9.13	2.6250	90	101	
1915—Year....	3.6365	86	87	0 1 11.53	.4969	87	85	0 0 9.97	2.7188	98	104	
Quarters—												
First.....	3.3750	83	81	0 1 10.84	.4919	85	84	0 0 10.21	2.6250	101	101	
Second.....	3.4583	82	83	0 1 11.46	.4974	87	85	0 0 8.33	2.7500	82	105	
Third.....	3.4583	81	83	0 1 10.88	.4779	85	82	0 0 10.67	2.7500	105	105	
Fourth.....	4.2542	97	102	0 2 0.96	.5203	93	89	0 0 10.67	2.7500	105	105	
Months—												
January....	3.3250	82	80	0 1 10.75	.4886	84	83	0 0 10.63	2.6250	105	101	
February....	3.4250	83	82	0 1 10.63	.4848	84	83	0 0 10.13	2.6250	100	101	
March.....	3.3750	83	81	0 1 11.13	.5024	86	86	0 0 9.88	2.6250	97	101	
April.....	3.4750	83	84	0 1 11.50	.5025	87	86	0 0 8.25	2.7500	81	105	
May.....	3.4750	83	84	0 1 11.56	.4992	87	85	0 0 8	2.7500	79	105	
June.....	3.4250	80	82	0 1 11.31	.4904	86	84	0 0 8.75	2.7500	86	105	
July.....	3.4250	80	82	0 1 10.94	.4752	85	81	0 0 10.25	2.7500	101	105	
August.....	3.4250	82	82	0 1 10.38	.4716	83	81	0 0 10.50	2.7500	103	105	
September....	3.5250	82	85	0 1 11.31	.4868	86	83	0 0 11.25	2.7500	111	105	
October.....	3.7125	86	89	0 1 11.75	.4939	88	84	0 0 11.88	2.7500	117	105	
November.....	4.1250	92	99	0 2 0.44	.5772	91	88	0 0 10	2.7500	99	105	
December.....	4.9250	114	118	0 2 2.69	.5497	99	94	0 0 10.13	2.7500	100	105	

WHOLESALE PRICES IN THE UNITED KINGDOM AND THE UNITED STATES, BY MONTHS, QUARTERS, AND YEARS, 1913-1918—Continued.

Market...	Silk, Japan.				Silver.				Skins, calf, 12-16 pounds.			
	Actual price.		Relative price.		Actual price.		Relative price.		Actual price.		Relative price.	
	U. K.	U. S.	U. K.	U. S.	U. K.	U. S.	U. K.	U. S.	U. K.	U. S.	U. K.	U. S.
Unit.....	London..... Pound.....	New York. Pound.....	Manchester. Ounce.....	New York. Fine ounce.	Liverpool..... Pound.....	Boston. Skins.....						
Base price.	£ s. d. 0 16 6	Dolls. 4.1563	£ s. d. 0 2 2.98	Dolls. 0.5854	£ s. d. 0 1 0.15	Dolls. 2.6083						
1916—year	1 1 9.50	5.4458	132 131	0 2 7.15	.6566	115 112	0 1 1.14	4.1729	129 160			
Quarters—												
First.....	1 0 10	5.4833	126 132	0 2 2.98	.5716	100 98	0 0 11.75	3.7500	116 144			
Second.....	1 1 6	5.5167	130 133	0 2 9.09	.6791	123 116	0 0 11.04	4.1083	109 158			
Third.....	1 1 4	5.2000	129 125	0 2 7.04	.6585	115 112	0 1 2.67	4.2500	145 163			
Fourth.....	1 3 6	5.5833	142 134	0 2 9.50	.7174	124 123	0 1 3.09	4.5833	149 176			
Months—												
January.....	0 18 9	4.6500	114 112	0 2 2.88	.5678	100 97	0 0 11.25	3.7500	111 144			
February.....	1 0 9	5.2500	126 126	0 2 3	.5676	100 97	0 1 0	3.7500	118 144			
March.....	1 3 0	6.5500	139 158	0 2 3.06	.5794	100 99	0 1 0	3.7500	118 144			
April.....	1 4 6	6.2500	148 150	0 2 5.44	.6442	109 110	0 0 10.38	3.8250	102 147			
May.....	1 0 0	5.1500	121 124	0 3 0.94	.7427	137 127	0 0 11.25	4.2500	111 163			
June.....	1 0 0	5.2000	121 125	0 2 8.88	.6503	122 111	0 0 11.50	4.2500	113 163			
July.....	1 0 0	4.9500	121 119	0 2 6.25	.6294	112 108	0 1 2.25	4.2500	140 163			
August.....	1 1 9	5.3000	132 128	0 2 6.88	.6808	114 113	0 1 1.25	4.2500	131 163			
September.....	1 2 3	5.3500	135 129	0 2 8	.6852	119 117	0 1 4.25	4.2500	163 163			
October.....	1 2 0	5.2500	133 126	0 2 8.13	.6786	119 116	0 1 3.88	4.2500	156 163			
November.....	1 3 6	5.7500	142 138	0 2 8.44	.7160	120 122	0 1 2.50	4.2500	143 163			
December.....	1 5 0	5.7500	152 138	0 2 11.94	.7577	133 129	0 1 2.88	5.2500	147 201			
1917—year	1 5 10	5.9957	157 144	0 3 4.90	.8142	152 139	0 1 2.81	5.5208	146 212			
Quarters—												
First.....	1 4 4	5.4846	147 132	0 3 1.06	.7569	137 129	0 1 3.67	5.4167	154 208			
Second.....	1 3 10	5.7750	144 139	0 3 3.30	.7520	146 128	0 1 1.50	5.5000	133 211			
Third.....	1 8 10	6.8712	175 165	0 3 5.92	.8839	155 151	0 1 2.08	5.3333	139 205			
Fourth.....	1 6 4	5.8519	160 141	0 3 9.33	.8639	168 148	0 1 4	5.8333	158 224			
Months—												
January.....	1 4 6	5.5850	148 134	0 3 0.50	.7563	135 129	0 1 3.25	5.2500	150 201			
February.....	1 4 6	5.4875	148 132	0 3 1.19	.7759	138 133	0 1 3.75	5.5000	155 211			
March.....	1 4 0	5.3563	145 129	0 3 1.50	.7386	139 126	0 1 4	5.5000	153 211			
April.....	1 3 6	5.5875	142 134	0 3 6.13	.7388	156 126	0 1 3.50	5.5000	153 211			
May.....	1 4 6	5.6450	148 136	0 3 1.88	.7475	140 128	0 1 1	5.5000	128 211			
June.....	1 3 6	6.1250	142 147	0 3 1.88	.7697	140 131	0 1 0	5.5000	118 211			
July.....	1 6 0	6.6438	158 160	0 3 3.50	.7901	146 135	0 1 1.25	5.0000	131 192			
August.....	1 11 0	7.3150	188 176	0 3 4.75	.8541	151 146	0 1 2	5.5000	138 211			
September.....	1 9 6	6.5438	179 157	0 3 9.50	1.0074	169 172	0 1 3	5.5000	148 211			
October.....	1 8 0	5.9950	170 144	0 3 11.50	.8733	176 149	0 1 3	5.0000	148 192			
November.....	1 5 6	5.7750	155 139	0 3 9.75	.8589	170 147	0 1 3	6.2500	148 240			
December.....	1 5 6	5.7500	155 138	0 3 6.75	.8596	158 147	0 1 6	6.2500	177 240			
1918—year	1 9 4	6.9770	178 168	0 3 11.31	.9676	175 165	0 1 7.35	5.5625	191 213			
Quarters—												
First.....	1 6 4	5.8038	160 140	0 3 7.04	.8744	160 149	0 2 1.50	5.7500	251 220			
Second.....	1 8 2	6.9208	171 167	0 3 11.86	.9812	177 168	0 1 7.92	5.5000	196 211			
Third.....	1 10 10	7.7077	187 185	0 4 1.08	1.0033	182 171	0 1 4	5.5000	158 211			
Fourth.....	1 12 0	7.5125	194 181	0 4 1.25	1.0113	183 173	0 1 4	5.5000	158 211			
Months—												
January.....	1 6 6	5.7500	161 138	0 3 7.38	.8870	161 152	0 2 0	6.2500	236 240			
February.....	1 6 6	5.7500	161 138	0 3 7.25	.8572	160 146	0 2 3.50	5.5000	271 211			
March.....	1 6 0	5.8900	158 142	0 3 6.70	.8791	158 150	0 2 1	5.5000	246 211			
April.....	1 7 0	6.5875	164 158	0 3 9.38	.9535	168 163	0 1 7.75	5.5000	195 211			
May.....	1 7 6	6.9600	167 167	0 4 1.25	.9951	183 170	0 1 8	5.5000	197 211			
June.....	1 10 0	7.3000	182 176	0 4 0.94	.9950	181 170	0 1 8	5.5000	197 211			
July.....	1 10 6	7.7625	185 187	0 4 0.94	.9963	181 170	0 1 4	5.5000	158 211			
August.....	1 11 0	7.7500	188 186	0 4 0.81	1.0024	181 171	0 1 4	5.5000	158 211			
September.....	1 11 0	7.6000	188 183	0 4 1.5	1.0113	183 173	0 1 4	5.5000	158 211			
October.....	1 12 0	7.5375	194 181	0 4 1.50	1.0113	183 173	0 1 4	5.5000	158 211			
November.....	1 12 0	7.6300	194 184	0 4 1.50	1.0113	183 173	0 1 4	5.5000	158 211			
December.....	1 12 0	7.2833	194 175	0 4 0.75	1.0113	181 173	0 1 4	5.5000	158 211			

## WHOLESALE PRICES IN THE UNITED KINGDOM AND THE UNITED STATES, BY MONTHS, QUARTERS, AND YEARS, 1913-1918—Continued.

	Skins, calf, light.				Skins, kip.				Soda ash, carbonated.			
	Actual price.		Relative price.		Actual price.		Relative price.		Actual price.		Relative price.	
	U. K.	U. S.	U. K.	U. S.	U. K.	U. S.	U. K.	U. S.	U. K.	U. S.	U. K.	U. S.
Market...	Glasgow...	Boston...			London....	Chicago....			Manchester.	Eastern district.		
Unit.....	Skin.....	Skin.....			Pound.....	Skin.....			Ton.....	Pound.....		
Base price.	£ s. d.	Dolls.			£ s. d.	Dolls.			£ s. d.	Dolls.		
1913—Year....	0 3 2.33	1.9750	100	96	0 0 7.19	3.1863	96	95	3 2 1	.0069	99	100
Quarters—												
First.....	0 3 2	1.9250	99	94	0 0 7	3.0799	93	92	3 0 10	.0069	97	100
Second....	0 3 3.17	1.9250	102	94	0 0 6.75	3.0571	90	91	3 2 6	.0069	100	100
Third.....	0 3 2.83	1.9917	101	97	0 0 7.13	3.0875	95	92	3 2 6	.0069	100	100
Fourth....	0 3 1.33	2.0583	97	100	0 0 7.83	3.5226	105	105	3 2 6	.0069	100	100
Months—												
January...	0 3 2	1.9250	99	94	0 0 7	3.2072	93	96	2 17 6	.0069	92	100
February..	0 3 2	1.9250	99	94	0 0 7	3.0875	93	92	3 2 6	.0069	100	100
March.....	0 3 2	1.9250	99	94	0 0 7	2.9450	93	88	3 2 6	.0069	100	100
April.....	0 3 2	1.9250	99	94	0 0 7	3.0647	93	91	3 2 6	.0069	100	100
May.....	0 3 4	1.9250	104	94	0 0 7	3.0647	93	91	3 2 6	.0069	100	100
June.....	0 3 3.50	1.9250	103	94	0 0 6.25	3.0400	83	91	3 2 6	.0069	100	100
July.....	0 3 3	1.9250	101	94	0 0 6.88	2.9925	92	89	3 2 6	.0069	100	100
August....	0 3 3	2.0250	101	99	0 0 7.13	2.9925	95	89	3 2 6	.0069	100	100
September	0 3 2.50	2.0250	100	99	0 0 7.38	3.2775	99	98	3 2 6	.0069	100	100
October...	0 3 1.50	2.0250	98	99	0 0 8.50	3.5625	113	106	3 2 6	.0069	100	100
November..	0 3 1	2.0750	96	101	0 0 7.88	3.4922	105	104	3 2 6	.0069	100	100
December..	0 3 1.50	2.0750	98	101	0 0 7.25	3.5150	97	105	3 2 6	.0069	100	100
1914—Year....	0 3 1.04	2.0750	96	101	0 0 7.25	3.6119	97	108	3 2 6	.0069	100	100
Quarters—												
First.....	0 3 1.67	2.0750	98	101	0 0 7.34	3.3725	98	101	3 2 6	.0069	100	100
Second....	0 3 4	(a)	104	b101	0 0 7.63	3.4276	102	102	3 2 6	.0069	100	100
Third.....	0 3 0.50	(a)	95	b101	0 0 7	3.6388	93	110	3 2 6	.0069	100	100
Fourth....	0 2 10	(a)	88	b101	0 0 7.04	3.9577	94	118	3 2 6	.0069	100	100
Months—		50										
January...	0 3 0.50	2.07	95	101	0 0 7	3.3725	93	101	3 2 6	.0069	100	100
February..	0 3 0.50	(a)	95	b101	0 0 7.38	3.3735	99	101	3 2 6	.0069	100	100
March.....	0 3 4	(a)	104	b101	0 0 7.63	3.3725	102	101	3 2 6	.0069	100	100
April.....	0 3 4	(a)	104	b101	0 0 7.13	3.4200	95	102	3 2 6	.0069	100	100
May.....	0 3 4	(a)	104	b101	0 0 7.75	3.4200	103	102	3 2 6	.0069	100	100
June.....	0 3 4	(a)	104	b101	0 0 8	3.4447	107	103	3 2 6	.0069	100	100
July.....	0 3 2	(a)	99	b101	0 0 7.38	3.5150	99	105	3 2 6	.0069	100	100
August....	0 3 0.50	(a)	95	b101	0 0 7	3.6100	93	108	3 2 6	.0069	100	100
September	0 2 11	(a)	91	b101	0 0 6.63	3.9425	89	118	3 2 6	.0069	100	100
October...	0 2 11	(a)	91	b101	0 0 7.38	3.8950	99	116	3 2 6	.0069	100	100
November..	0 2 9.50	(a)	87	b101	0 0 7	3.8950	93	116	3 2 6	.0069	100	100
December..	0 2 9.50	(a)	87	b101	0 0 6.75	4.0850	90	122	3 2 6	.0069	100	100
1915—Year....	0 2 6.29	2.0563	79	100	0 0 5.97	3.8836	80	116	3 5 10	.0079	105	143
Quarters—												
First.....	0 2 10.50	(a)	90	b101	0 0 6.63	4.0850	89	122	3 2 6	.0069	100	100
Second....	0 2 5.67	2.0500	77	100	0 0 6.13	3.8227	82	104	3 2 6	.0069	100	100
Third.....	0 2 4.50	2.0500	74	100	0 0 5.79	3.9273	77	117	3 13 4	.0074	117	107
Fourth....	0 2 4.50	2.0500	74	100	0 0 5.33	4.0375	71	120	3 5 0	.0185	104	268
Months—												
January...	0 2 9.50	(a)	87	b101	0 0 6.50	4.0850	87	122	3 2 6	.0069	100	100
February..	0 2 11	(a)	91	b101	0 0 7	4.1800	93	125	3 2 6	.0069	100	100
March.....	0 2 11	(a)	91	b101	0 0 6.38	3.9900	85	119	3 2 6	.0069	100	100
April.....	0 2 8	2.0500	83	101	0 0 6	3.2300	80	96	3 2 6	.0069	100	100
May.....	0 2 4.50	2.0500	74	101	0 0 6	3.5150	80	105	3 2 6	.0069	100	100
June.....	0 2 4.50	2.0500	74	101	0 0 6.38	3.7050	85	110	3 2 6	.0069	100	100
July.....	0 2 4.50	2.0500	74	100	0 0 6.38	3.9425	85	118	3 17 6	.0069	124	100
August....	0 2 4.50	2.0500	74	100	0 0 5	3.9900	67	119	3 17 6	.0069	124	100
September	0 2 4.50	2.0500	74	100	0 0 6	3.8475	80	115	3 5 0	.0085	104	123
October...	0 2 4.50	2.0500	74	100	0 0 6	3.8950	80	116	3 5 0	.0088	104	128
November..	0 2 4.50	2.0500	74	100	0 0 5	4.1325	67	123	3 5 0	.0151	104	219
December..	0 2 4.50	2.0500	74	100	0 0 5	4.0850	67	122	3 5 0	.0317	104	459

a Nominal.

b Interpolated.

## WHOLESALE PRICES IN THE UNITED KINGDOM AND THE UNITED STATES, BY MONTHS, QUARTERS, AND YEARS, 1913-1918—Continued.

	Skins, calf, light.				Skins, kip.				Soda, ash, carbonated.			
	Actual price.		Relative price.		Actual price.		Relative price.		Actual price.		Relative price.	
	U. K.	U. S.	U. K.	U. S.	U. K.	U. S.	U. K.	U. S.	U. K.	U. S.	U. K.	U. S.
Market	Glasgow	Boston			London	Chicago			Manchester	Eastern district		
Unit	Skin	Skin			Pound	Skin			Ton	Pound		
Base price.	£ s. d.	Dolls.			£ s. d.	Dolls.			£ s. d.	Dolls.		
	0 3 2.46	2.0500			0 0 7.49	3.3535			3 2 6	0.0069		
1916—Year	0 3 4.71	2.9021	106	142	0 0 7.43	5.0426	99	150	11 17 6	.0314	380	455
Quarters—												
First	0 2 7.67	2.5500	82	124	0 0 6.88	4.1173	92	123	5 0 0	.0408	160	591
Second	0 2 9.67	2.8500	88	139	0 0 7.08	4.5600	95	136	9 16 8	.0282	315	409
Third	0 3 4.17	2.9000	104	141	0 0 7.25	4.8298	97	144	17 6 8	.0262	555	380
Fourth	0 4 9.33	3.3883	149	161	0 0 8.50	6.6652	113	199	15 6 8	.0302	491	438
Months—												
January	0 2 7	2.5500	81	124	0 0 6	3.8950	80	116	4 5 0	.0393	136	570
February	0 2 7	2.5500	81	124	0 0 7.25	4.1800	97	125	4 5 0	.0408	136	591
March	0 2 9	2.5500	86	124	0 0 7.38	4.2750	99	127	6 10 0	.0423	208	613
April	0 2 9	2.7500	86	134	0 0 7	4.4600	93	133	5 10 0	.0302	176	438
May	0 2 9	2.9000	86	141	0 0 7	4.5600	93	136	5 10 0	.0272	176	394
June	0 2 11	2.9000	91	141	0 0 7.25	4.6550	97	139	18 10 0	.0272	592	394
July	0 2 11	2.9000	91	141	0 0 7.25	4.7500	97	142	17 10 0	.0242	560	351
August	0 3 1	2.9000	96	141	0 0 7.25	4.9825	97	146	17 10 0	.0236	560	342
September	0 4 0.50	2.9000	126	141	0 0 7.25	4.8450	97	144	17 0 0	.0308	544	440
October	0 4 8.50	2.9000	147	141	0 0 7.75	4.8925	103	146	16 0 0	.0302	512	438
November	0 4 9	2.9000	148	141	0 0 8.75	6.6500	117	198	15 0 0	.0302	480	438
December	0 4 10.50	4.1250	152	201	0 0 9	8.4550	120	252	15 0 0	.0302	480	438
1917—Year	0 4 8.71	4.1979	147	205	0 0 8.52	6.4049	114	191	10 11 8	.0302	339	438
Quarters—												
First	0 5 0	4.3750	156	213	0 0 10	6.1427	134	183	10 0 0	.0302	320	438
Second	0 4 11	4.5000	153	220	0 0 7.83	6.7450	105	201	10 0 0	.0298	320	432
Third	0 4 5	3.9167	138	191	0 0 7.83	7.0300	105	210	10 6 8	.0302	331	438
Fourth	0 4 6.83	4.0000	143	195	0 0 8.42	5.7000	112	170	12 0 0	.0307	384	445
Months—												
January	0 5 0	4.1250	156	201	0 0 10	6.6500	134	198	10 0 0	.0302	320	438
February	0 5 0	4.5000	156	220	0 0 10	5.3200	134	159	10 0 0	.0302	320	438
March	0 5 0	4.5000	156	220	0 0 10	6.4600	134	193	10 0 0	.0302	320	438
April	0 5 2	4.5000	161	220	0 0 8.50	6.1750	113	184	10 0 0	.0302	320	438
May	0 4 11.50	4.5000	155	220	0 0 8	7.0300	107	210	10 0 0	.0290	320	420
June	0 4 7.50	4.5000	144	220	0 0 7	7.0300	93	210	10 0 0	.0302	320	438
July	0 4 5	3.7500	138	183	0 0 7.50	7.6000	100	227	10 0 0	.0302	320	438
August	0 4 5	4.0000	138	195	0 0 8	7.0300	107	210	10 0 0	.0302	320	438
September	0 4 5	4.0000	138	195	0 0 8	6.4600	107	193	11 0 0	.0302	352	438
October	0 4 5	3.5000	138	171	0 0 8	5.8900	107	176	12 0 0	.0302	384	438
November	0 4 5	4.2500	138	207	0 0 8	6.0800	107	181	12 0 0	.0302	384	438
December	0 4 10.50	4.2500	152	207	0 0 9.25	5.1300	123	153	12 0 0	.0317	384	459
1918—Year	0 8 1.83	4.0208	254	196	0 0 9.77	4.6322	130	138	11 10 0	.0279	368	404
Quarters—												
First	0 6 8.50	4.0833	209	199	0 0 10.08	4.4175	135	132	12 6 8	.0326	395	472
Second	0 7 9.50	4.0000	243	195	0 0 10	4.4973	134	134	12 0 0	.0292	384	423
Third	0 8 9	4.0000	274	195	0 0 9.50	4.8773	127	145	11 10 0	.0272	368	394
Fourth	0 9 4	4.0000	291	195	0 0 9.50	4.7348	127	141	10 3 4	.0226	325	328
Months—												
January	0 5 1.50	4.2500	160	207	0 0 10.25	4.7500	137	142	12 0 0	.0326	384	472
February	0 7 6	4.0000	234	195	0 0 10	4.4175	134	132	12 0 0	.0326	384	472
March	0 7 6	4.0000	234	195	0 0 10	4.0850	134	122	13 0 0	.0326	416	472
April	0 7 9.50	4.0000	243	195	0 0 9	3.7525	120	112	13 0 0	.0302	416	438
May	0 7 9.50	4.0000	243	195	0 0 11	4.8450	147	144	11 10 0	.0302	368	438
June	0 7 9.50	4.0000	243	195	0 0 10	4.8925	134	146	11 10 0	.0272	368	394
July	0 8 6	4.0000	265	195	0 0 9.50	4.8925	127	146	11 10 0	.0272	368	394
August	0 8 6	4.0000	265	195	0 0 9.50	4.8925	127	146	11 10 0	.0272	368	394
September	0 9 4	4.0000	291	195	0 0 9.50	4.8450	127	144	11 10 0	.0272	368	394
October	0 9 4	4.0000	291	195	0 0 9.50	4.8450	127	144	11 10 0	.0272	368	394
November	0 9 4	4.0000	291	195	0 0 9.50	4.7500	127	142	11 10 0	.0211	368	395
December	0 9 4	4.0000	291	195	0 0 9.50	4.6075	127	137	7 10 0	.0196	240	284

WHOLESALE PRICES IN THE UNITED KINGDOM AND THE UNITED STATES, BY MONTHS, QUARTERS, AND YEARS, 1913-1918—Continued.

Market...	Soda, bicarbonate of.				Soda, borate of, crystals.				Sodium, hydroxide of.			
	Actual price.		Relative price.		Actual price.		Relative price.		Actual price.		Relative price.	
	U. K.	U. S.	U. K.	U. S.	U. K.	U. S.	U. K.	U. S.	U. K.	U. S.	U. K.	U. S.
Unit.....	London, Manches-ter.	East-ern dis-trict.			Manches-ter.	New York.			Manches-ter.	New York.		
Base price.	£ s. d. 2 7 6	Dolls. 0.073			£ s. d. 17 0 0	Dolls. 0.375			£ s. d. 10 2 6	Dolls. 0.181		
1913—Year....	2 7 6	.0071	100	97	17 0 0	.0375	100	100	10 3 4	.0184	100	102
Quarters—												
First.....	2 7 6	.0069	100	95	17 0 0	.0375	100	100	10 5 10	.0184	102	102
Second....	2 7 6	.0064	100	88	17 0 0	.0375	100	100	10 2 6	.0188	100	104
Third.....	2 7 6	.0078	100	107	17 0 0	.0375	100	100	10 2 6	.0183	100	101
Fourth....	2 7 6	.0072	100	99	17 0 0	.0375	100	100	10 2 6	.0181	100	100
Months—												
January...	2 7 6	.0068	100	93	17 0 0	.0375	100	100	10 7 6	.0181	102	100
February..	2 7 6	.0065	100	89	17 0 0	.0375	100	100	10 7 6	.0181	102	100
March.....	2 7 6	.0074	100	101	17 0 0	.0375	100	100	10 2 6	.0190	100	105
April.....	2 7 6	.0063	100	86	17 0 0	.0375	100	100	10 2 6	.0190	100	105
May.....	2 7 6	.0072	100	99	17 0 0	.0375	100	100	10 2 6	.0187	100	103
June.....	2 7 6	.0057	100	78	17 0 0	.0375	100	100	10 2 6	.0187	100	103
July.....	2 7 6	.0079	100	108	17 0 0	.0375	100	100	10 2 6	.0187	100	103
August....	2 7 6	.0077	100	105	17 0 0	.0375	100	100	10 2 6	.0187	100	103
September	2 7 6	.0079	100	108	17 0 0	.0375	100	100	10 2 6	.0174	100	96
October...	2 7 6	.0068	100	93	17 0 0	.0375	100	100	10 2 6	.0181	100	100
November..	2 7 6	.0075	100	103	17 0 0	.0375	100	100	10 2 6	.0181	100	100
December.	2 7 6	.0074	100	101	17 0 0	.0375	100	100	10 2 6	.0181	100	100
1914—Year....	3 10 4.75	.0075	148	103	17 5 0	.0375	101	100	10 1 0.50	.0182	99	101
Quarters—												
First.....	2 7 6	.0072	100	99	17 0 0	.0375	100	100	10 2 6	.0181	100	100
Second....	2 7 6	.0067	100	92	17 0 0	.0375	100	100	10 2 6	.0181	100	100
Third.....	3 10 5	.0081	148	111	17 0 0	.0375	100	100	10 0 10	.0181	99	100
Fourth....	5 16 2	.0078	245	107	18 0 0	.0375	106	100	9 18 4	.0184	98	102
Months—												
January...	2 7 6	.0078	100	107	17 0 0	.0375	100	100	10 2 6	.0181	100	100
February..	2 7 6	.0068	100	93	17 0 0	.0375	100	100	10 2 6	.0181	100	100
March.....	2 7 6	.0071	100	97	17 0 0	.0375	100	100	10 2 6	.0181	100	100
April.....	2 7 6	.0068	100	93	17 0 0	.0375	100	100	10 2 6	.0181	100	100
May.....	2 7 6	.0060	100	82	17 0 0	.0375	100	100	10 2 6	.0181	100	100
June.....	2 7 6	.0073	100	100	17 0 0	.0375	100	100	10 2 6	.0181	100	100
July.....	2 7 6	.0086	100	118	17 0 0	.0375	100	100	10 2 6	.0181	100	100
August....	2 7 6	.0079	100	108	17 0 0	.0375	100	100	10 0 0	.0181	99	100
September	5 16 3	.0078	245	107	17 0 0	.0375	100	100	10 0 0	.0181	99	100
October...	5 16 0	.0079	245	108	18 0 0	.0375	106	100	10 0 0	.0184	99	102
November..	5 16 3	.0082	245	112	18 0 0	.0375	106	100	10 0 0	.0184	99	102
December.	5 16 3	.0073	245	100	18 0 0	.0375	106	100	9 15 0	.0184	96	102
1915—Year....	5 18 2.75	.0078	249	107	21 13 4	.0467	127	125	14 3 4	.0340	140	188
Quarters—												
First.....	5 18 3	.0078	245	107	19 0 0	.0408	112	109	10 0 0	.0179	99	99
Second....	5 16 3	.0075	245	103	21 6 8	.0425	125	113	13 13 4	.0224	135	124
Third.....	5 16 9	.0080	246	110	22 13 4	.0475	133	127	16 0 0	.0433	158	239
Fourth....	6 3 8	.0078	260	107	23 13 4	.0558	139	149	17 0 0	.0525	168	290
Months—												
January...	5 16 3	.0083	245	114	18 10 0	.0375	109	100	9 12 6	.0184	95	102
February..	5 16 3	.0080	245	110	18 10 0	.0425	109	113	9 12 6	.0177	95	98
March.....	5 16 3	.0072	245	99	20 0 0	.0425	118	113	10 15 0	.0177	106	98
April.....	5 16 3	.0081	245	111	20 0 0	.0425	118	113	11 15 0	.0203	116	112
May.....	5 16 3	.0075	245	103	22 0 0	.0425	129	113	13 5 0	.0234	131	129
June.....	5 16 3	.0070	245	96	22 0 0	.0425	129	113	16 0 0	.0234	158	129
July.....	5 16 9	.0081	246	111	22 0 0	.0475	129	127	16 0 0	.0348	158	192
August....	5 16 9	.0079	246	108	23 0 0	.0475	135	127	16 0 0	.0475	158	242
September	5 16 9	.0080	246	110	23 0 0	.0475	135	127	16 0 0	.0475	158	260
October...	5 16 9	.0079	246	108	23 0 0	.0525	135	140	16 0 0	.0525	158	290
November..	5 16 9	.0078	246	107	23 0 0	.0375	135	153	17 10 0	.0525	172	290
December.	6 17 6	.0077	290	105	25 0 0	.0575	147	153	17 10 0	.0525	173	290



## WHOLESALE PRICES IN THE UNITED KINGDOM AND THE UNITED STATES, BY MONTHS, QUARTERS, AND YEARS, 1913-1918—Continued.

Market...	Soda, bicarbonate of.				Sodium, borate of, crystals.				Sodium, hydroxide of.			
	Actual price.		Relative price.		Actual price.		Relative price.		Actual price.		Relative price.	
	U. K.	U. S.	U. K.	U. S.	U. K.	U. S.	U. K.	U. S.	U. K.	U. S.	U. K.	U. S.
Unit.....	London, Manchester.	East- ern dis- trict.			Manches- ter.	New York.			Manches- ter.	New York.		
Base price.	£ s. d.	Dolls.			£ s. d.	Dolls.			£ s. d.	Dolls.		
1916—Year....	7 0 0	.0092	295	126	30 3 4	.0654	177	174	18 3 4	.0489	179	270
Quarters—												
First.....	6 17 6	.0086	290	118	26 0 0	.0608	153	162	17 10 0	.0596	173	329
Second.....	6 17 6	.0086	290	118	28 0 0	.0658	165	175	17 10 0	.0554	173	306
Third.....	6 17 6	.0105	290	144	33 13 4	.0675	198	180	17 13 4	.0383	174	212
Fourth.....	7 7 6	.0092	311	126	33 0 0	.0675	194	180	20 0 0	.0421	198	233
Months—												
January....	6 17 6	.0087	290	119	25 0 0	.0575	147	153	17 10 0	.0525	173	290
February....	6 17 6	.0089	290	122	25 0 0	.0625	147	167	17 10 0	.0625	173	345
March.....	6 17 6	.0083	290	114	28 0 0	.0625	165	167	17 10 0	.0638	173	352
April.....	6 17 6	.0087	290	119	28 0 0	.0625	165	167	17 10 0	.0613	173	339
May.....	6 17 6	.0093	290	127	28 0 0	.0675	165	180	17 10 0	.0550	173	304
June.....	6 17 6	.0077	290	105	28 0 0	.0675	165	180	17 10 0	.0500	173	276
July.....	6 17 6	.0100	290	137	34 0 0	.0675	200	180	17 10 0	.0450	173	249
August.....	6 17 6	.0114	290	156	34 0 0	.0675	200	180	17 10 0	.0350	173	193
September	6 17 6	.0101	290	138	33 0 0	.0675	194	180	18 0 0	.0350	178	193
October....	6 17 6	.0100	290	137	33 0 0	.0675	194	180	18 0 0	.0388	178	214
November	7 12 6	.0088	321	121	33 0 0	.0675	194	180	20 0 0	.0400	198	221
December.	7 12 6	.0087	321	119	33 0 0	.0675	194	180	22 0 0	.0475	217	262
1917—Year....	7 10 5	.0122	317	167	36 0 0	.0719	212	192	24 16 8	.0637	245	352
Quarters—												
First.....	7 10 0	.0100	316	137	33 0 0	.0700	194	187	22 16 8	.0429	226	237
Second.....	7 5 0	.0126	305	173	37 0 0	.0725	218	193	24 10 0	.0546	242	302
Third.....	7 11 8	.0136	319	186	37 0 0	.0725	218	193	26 0 0	.0773	257	427
Fourth.....	7 15 0	.0125	326	171	37 0 0	.0725	218	193	26 0 0	.0800	257	442
Months—												
January....	7 12 6	.0099	321	136	33 0 0	.0700	194	187	22 0 0	.0438	217	242
February....	7 12 6	.0088	321	121	33 0 0	.0700	194	187	22 0 0	.0425	217	235
March.....	7 5 0	.0113	305	155	33 0 0	.0700	194	187	24 10 0	.0425	242	235
April.....	7 5 0	.0102	305	140	37 0 0	.0725	218	193	24 10 0	.0438	242	242
May.....	7 5 0	.0139	305	190	37 0 0	.0725	218	193	24 10 0	.0575	242	318
June.....	7 5 0	.0137	305	188	37 0 0	.0725	218	193	24 10 0	.0625	242	345
July.....	7 5 0	.0138	305	189	37 0 0	.0725	218	193	26 0 0	.0700	257	387
August.....	7 15 0	.0142	326	195	37 0 0	.0725	218	193	26 0 0	.0720	257	398
September	7 15 0	.0127	326	174	37 0 0	.0725	218	193	26 0 0	.0900	257	497
October....	7 15 0	.0124	326	170	37 0 0	.0725	218	193	26 0 0	.0850	257	470
November	7 15 0	.0123	326	168	37 0 0	.0725	218	193	26 0 0	.0775	257	428
December.	7 15 0	.0128	326	175	37 0 0	.0725	218	193	26 0 0	.0775	257	428
1918—Year....	7 6 8	.0153	309	210	40 15 0	.0725	240	193	25 16 8	.0445	255	246
Quarters—												
First.....	7 15 0	.0148	326	203	37 0 0	.0725	218	193	25 16 8	.0477	255	264
Second.....	7 15 0	.0142	326	195	42 0 0	.0725	247	193	25 3 4	.0472	249	261
Third.....	7 1 8	.0154	298	211	42 0 0	.0725	247	193	25 16 8	.0401	255	222
Fourth.....	6 15 0	.0167	284	229	42 0 0	.0725	247	193	26 10 0	.0430	262	238
Months—												
January....	7 15 0	.0160	326	219	37 0 0	.0725	218	193	26 0 0	.0360	257	199
February....	7 15 0	.0145	326	199	37 0 0	.0725	218	193	26 0 0	.0580	257	320
March.....	7 15 0	.0138	326	189	37 0 0	.0725	218	193	25 10 0	.0490	252	271
April.....	7 15 0	.0144	326	197	42 0 0	.0725	247	193	25 10 0	.0490	252	271
May.....	7 15 0	.0151	326	207	42 0 0	.0725	247	193	25 10 0	.0450	252	249
June.....	7 15 0	.0132	326	181	42 0 0	.0725	247	193	24 10 0	.0575	242	262
July.....	7 15 0	.0145	326	199	42 0 0	.0725	247	193	25 10 0	.0388	252	214
August.....	6 15 0	.0152	284	208	42 0 0	.0725	247	193	25 10 0	.0390	252	215
September	6 15 0	.0164	284	225	42 0 0	.0725	247	193	26 10 0	.0425	262	235
October....	6 15 0	.0153	284	210	42 0 0	.0725	247	193	26 10 0	.0450	262	249
November	6 15 0	.0174	284	238	42 0 0	.0725	247	193	26 10 0	.0425	262	235
December.	6 15 0	.0173	284	237	42 0 0	.0725	247	193	26 10 0	.0415	262	229



WHOLESALE PRICES IN THE UNITED KINGDOM AND THE UNITED STATES, BY MONTHS, QUARTERS, AND YEARS, 1913-1918—Continued.

	Sodium, nitrate of, 95 %.				Sodium, silicate of.				Sodium, sulphate of.			
	Actual price.		Relative price.		Actual price.		Relative price.		Actual price.		Relative price.	
	U. K.	U. S.	U. K.	U. S.	U. K.	U. S.	U. K.	U. S.	U. K.	U. S.	U. K.	U. S.
Market . . .	Liverpool . . .	New York. . .			Manches- . .	New York. . .			Manches- . .	New York. . .		
Unit . . . . .	Ton . . . . .	100 lbs. . . .			Ton . . . . .	100 lbs. . . .			Ton . . . . .	Cwt. . . . .		
Base price.	£ s. d.	Dolls.			£ s. d.	Dolls.			£ s. d.	Dolls.		
1916—Year . . .	17 12 11	3. 1792	166	137	5 0 1	1. 0708	126	165	2 2 6	. 6167	100	112
Quarters—												
First . . . . .	16 5 0	3. 4167	152	147	5 0 0	. 9500	125	146	2 2 6	. 5500	100	100
Second . . . .	18 3 4	3. 3000	170	142	5 0 0	1. 2500	125	192	2 2 6	. 6333	100	115
Third . . . . .	18 6 8	3. 0667	172	132	5 0 0	1. 0833	125	167	2 2 6	. 6000	100	109
Fourth . . . .	17 16 8	2. 9333	167	127	5 3 4	1. 0000	129	154	2 2 6	. 6833	100	124
Months—												
January . . . .	15 5 0	3. 2500	143	140	5 0 0	. 8500	125	131	2 2 6	. 5500	100	100
February . . .	16 10 0	3. 4000	155	147	5 0 0	1. 0000	125	154	2 2 6	. 5500	100	100
March . . . . .	17 0 0	3. 6000	160	155	5 0 0	1. 0000	125	154	2 2 6	. 5500	100	100
April . . . . .	17 10 0	3. 4000	164	147	5 0 0	1. 2500	125	192	2 2 6	. 6000	100	109
May . . . . .	18 10 0	3. 4000	174	147	5 0 0	1. 2500	125	192	2 2 6	. 6000	100	109
June . . . . .	18 10 0	3. 1000	174	134	5 0 0	1. 2500	125	192	2 2 6	. 7000	100	127
July . . . . .	18 10 0	3. 1000	174	134	5 0 0	1. 2500	125	192	2 2 6	. 7000	100	127
August . . . .	18 10 0	3. 1000	174	134	5 0 0	1. 0000	125	154	2 2 6	. 5500	100	100
September . .	18 0 0	3. 0000	169	129	5 0 0	1. 0000	125	154	2 2 6	. 5500	100	100
October . . . .	17 10 0	2. 9000	164	125	5 0 0	1. 0000	125	154	2 2 6	. 6500	100	118
November . . .	17 10 0	2. 9000	164	125	5 0 0	1. 0000	125	154	2 2 6	. 6500	100	118
December . . .	18 10 0	3. 0000	174	129	5 10 0	1. 0000	138	154	2 2 6	. 7500	100	136
1917—Year . . .	24 7 6	4. 0509	229	175	5 10 0	1. 7292	138	266	2 3 4	. 9875	102	180
Quarters—												
First . . . . .	21 3 4	3. 4246	199	148	5 10 0	1. 2500	138	192	2 2 6	. 7500	100	136
Second . . . .	23 16 3	3. 8538	224	166	5 10 0	2. 0000	138	308	2 2 6	. 8500	100	155
Third . . . . .	25 10 0	4. 2979	239	185	5 10 0	2. 0000	138	308	2 2 6	. 9500	100	173
Fourth . . . .	27 0 0	4. 6462	253	200	5 10 0	1. 6667	138	256	2 5 10	1. 4000	108	255
Months—												
January . . . .	19 10 0	3. 2175	183	139	5 10 0	1. 2500	138	192	2 2 6	. 7500	100	136
February . . .	21 0 0	3. 3250	197	143	5 10 0	1. 2500	138	192	2 2 6	. 7500	100	136
March . . . . .	23 0 0	3. 6700	216	158	5 10 0	1. 2500	138	192	2 2 6	. 7500	100	136
April . . . . .	23 10 0	3. 7500	221	162	5 10 0	2. 0000	138	308	2 2 6	. 8500	100	155
May . . . . .	24 0 0	3. 8000	225	164	5 10 0	2. 0000	138	308	2 2 6	. 8500	100	155
June . . . . .	24 0 0	3. 9500	225	172	5 10 0	2. 0000	138	308	2 2 6	. 8500	100	155
July . . . . .	25 0 0	4. 1500	235	179	5 10 0	2. 0000	138	308	2 2 6	. 8500	100	155
August . . . .	25 0 0	4. 2400	235	183	5 10 0	2. 0000	138	308	2 2 6	1. 0000	100	182
September . .	26 10 0	4. 5917	249	198	5 10 0	2. 0000	138	308	2 2 6	1. 0000	100	182
October . . . .	27 0 0	4. 7313	253	204	5 10 0	2. 0000	138	308	2 2 6	1. 5000	100	273
November . . .	27 0 0	4. 6600	253	201	5 10 0	1. 5000	138	231	2 2 6	1. 4000	100	255
December . . .	27 0 0	4. 5438	253	196	5 10 0	1. 5000	138	231	2 12 6	1. 3000	124	236
1918—Year . . .	26 8 4	4. 6750	248	202	7 10 10	2. 2708	189	349	2 13 1. 50	1. 2458	125	227
Quarters—												
First . . . . .	27 0 0	4. 4694	253	193	5 10 0	2. 0417	138	314	2 12 6	1. 2167	124	221
Second . . . .	27 0 0	4. 9423	253	213	7 3 4	2. 4167	179	372	2 12 6	1. 2500	124	227
Third . . . . .	25 10 0	4. 9258	239	213	8 0 0	2. 2083	200	340	2 12 6	1. 1667	124	212
Fourth . . . .	26 3 4	4. 3750	246	189	9 10 0	2. 4167	238	372	2 15 0	1. 3500	129	245
Months—												
January . . . .	27 0 0	4. 4938	253	194	5 10 0	2. 2500	138	346	2 12 6	1. 1500	124	209
February . . .	27 0 0	4. 4375	253	191	5 10 0	1. 8750	138	288	2 12 6	1. 2500	124	227
March . . . . .	27 0 0	4. 5000	253	194	5 10 0	2. 0000	138	308	2 12 6	1. 2500	124	227
April . . . . .	27 0 0	5. 1250	253	221	5 10 0	2. 5000	138	385	2 12 6	1. 2500	124	227
May . . . . .	27 0 0	5. 1500	253	222	8 0 0	2. 5000	200	385	2 12 6	1. 2500	124	227
June . . . . .	27 0 0	4. 5000	253	194	8 0 0	2. 2500	200	346	2 12 6	1. 2500	124	227
July . . . . .	24 0 0	4. 9375	255	213	8 0 0	2. 2500	200	346	2 12 6	1. 0000	124	182
August . . . .	26 0 0	5. 0000	244	216	8 0 0	2. 3750	200	365	2 12 6	1. 2500	124	227
September . .	26 10 0	4. 8313	249	208	8 0 0	2. 0000	200	308	2 12 6	1. 2500	124	227
October . . . .	26 10 0	4. 3250	249	187	9 10 0	3. 0000	238	462	2 12 6	1. 2500	124	227
November . . .	26 10 0	4. 4000	249	190	9 10 0	2. 5000	238	385	2 12 6	1. 4000	124	255
December . . .	25 10 0	4. 4000	239	190	9 10 0	1. 7500	238	269	3 0 0	1. 4000	129	255

WHOLESALE PRICES IN THE UNITED KINGDOM AND THE UNITED STATES, BY MONTHS, QUARTERS, AND YEARS, 1913-1918—Continued.

Market	Sodium, sulphide of.				Steel, rails.				Steel, sheet.			
	Actual price.		Relative price.		Actual price.		Relative price.		Actual price.		Relative price.	
	U. K.	U. S.	U. K.	U. S.	U. K.	U. S.	U. K.	U. S.	U. K.	U. S.	U. K.	U. S.
Unit	Manches- ter.	New York.			London, Manches- ter.	Pitts- burgh.			At works.	Pitts- burgh.		
	Ton	Pound.			Ton	Gross ton.			Ton	100 lbs.		
Base price.	£ s. d.	Dolls.			£ s. d.	Dolls.			£ s. d.	Dolls.		
1913—Year	5 10 0	.0248	103	106	6 13 4	28.0000	102	100	8 14 7	2.2000	108	111
Quarters—												
First	5 10 0	.0250	103	106	6 14 2	28.0000	102	100	9 1 3	2.3400	112	118
Second	5 13 4	.0250	106	106	6 15 0	28.0000	103	100	9 1 3	2.3300	112	118
Third	5 11 8	.0250	105	106	6 14 2	28.0000	102	100	8 17 11	2.1900	110	111
Fourth	5 5 0	.0242	99	103	6 10 0	28.0000	99	100	7 17 11	1.9567	97	99
Months—												
January	5 10 0	.0250	103	106	6 12 6	28.0000	101	100	9 1 3	2.3200	112	117
February	5 10 0	.0250	103	106	6 15 0	28.0000	103	100	9 1 3	2.3500	112	119
March	5 10 0	.0250	103	106	6 15 0	28.0000	103	100	9 1 3	2.3500	112	119
April	5 10 0	.0250	103	106	6 15 0	28.0000	103	100	9 1 3	2.3500	112	119
May	5 15 0	.0250	108	106	6 15 0	28.0000	103	100	9 1 3	2.3500	112	119
June	5 15 0	.0250	108	106	6 15 0	28.0000	103	100	9 1 3	2.2900	112	116
July	5 15 0	.0250	108	106	6 15 0	28.0000	103	100	9 1 3	2.2500	112	114
August	5 15 0	.0250	108	106	6 15 0	28.0000	103	100	9 1 3	2.2000	112	111
September	5 5 0	.0250	99	106	6 12 6	28.0000	101	100	8 11 3	2.1200	106	107
October	5 5 0	.0250	99	106	6 10 0	28.0000	99	100	8 1 3	2.0400	100	103
November	5 5 0	.0250	99	106	6 10 0	28.0000	99	100	7 16 3	1.9800	96	90
December	5 5 0	.0225	99	96	6 10 0	28.0000	99	100	7 16 3	1.8500	96	103
1914—Year	6 5 0	.0238	117	101	6 8 1.50	28.0000	98	100	8 6 2.75	1.8900	103	95
Quarters—												
First	5 5 0	.0225	99	96	6 10 0	28.0000	99	100	7 16 3	1.9200	96	97
Second	5 5 0	.0225	99	96	6 10 0	28.0000	99	100	7 16 3	1.8533	96	94
Third	5 16 8	.0250	109	106	6 2 6	28.0000	94	100	8 10 10	1.8867	105	95
Fourth	8 13 4	.0250	163	106	6 10 0	28.0000	99	100	9 1 3	1.8900	112	95
Months—												
January	5 5 0	.0225	99	96	6 10 0	28.0000	99	100	7 16 3	1.8600	96	94
February	5 5 0	.0225	99	96	6 10 0	28.0000	99	100	7 16 3	1.9500	96	98
March	5 5 0	.0225	99	96	6 10 0	28.0000	99	100	7 16 3	1.9500	96	98
April	5 5 0	.0225	99	96	6 10 0	28.0000	99	100	7 16 3	1.9000	96	96
May	5 5 0	.0225	99	96	6 10 0	28.0000	99	100	7 16 3	1.8500	96	93
June	5 5 0	.0225	99	96	6 10 0	28.0000	99	100	7 16 3	1.8100	96	91
July	5 5 0	.0250	99	106	6 0 0	28.0000	92	100	7 17 6	1.8000	97	91
August	5 5 0	.0250	99	106	5 12 6	28.0000	86	100	8 17 6	1.8800	110	95
September	7 0 0	.0250	131	106	6 15 0	28.0000	103	100	8 17 6	1.9800	110	100
October	7 10 0	.0250	141	106	6 15 0	28.0000	103	100	9 1 3	1.9600	112	99
November	9 5 0	.0250	174	106	6 7 6	28.0000	97	100	9 1 3	1.8800	112	95
December	9 5 0	.0250	174	106	6 7 6	28.0000	97	100	9 1 3	1.8300	112	92
1915—Year	12 19 7	.0296	243	126	7 18 9	28.0000	121	100	10 19 10.75	1.9300	136	97
Quarters—												
First	9 5 0	.0225	174	96	6 11 8	28.0000	100	100	9 7 11	1.8000	116	91
Second	10 0 0	.0208	188	89	7 10 0	28.0000	114	100	10 10 10	1.7888	130	90
Third	13 3 4	.0300	247	128	8 13 4	28.0000	132	100	11 7 6	1.8333	140	93
Fourth	19 10 0	.0450	366	191	9 0 0	28.0000	137	100	12 13 4	2.2867	156	115
Months—												
January	9 5 0	.0225	174	96	6 7 6	28.0000	97	100	9 1 3	1.8000	112	91
February	9 5 0	.0225	174	96	6 10 0	28.0000	99	100	9 11 3	1.8000	118	91
March	9 5 0	.0225	174	96	6 17 6	28.0000	105	100	9 11 3	1.8000	118	91
April	10 0 0	.0225	188	96	7 10 0	28.0000	114	100	10 2 6	1.8000	125	91
May	10 0 0	.0200	188	85	7 10 0	28.0000	114	100	10 2 6	1.8000	125	91
June	10 0 0	.0200	188	85	7 10 0	28.0000	114	100	11 7 6	1.7600	140	89
July	11 0 0	.0300	266	128	8 0 0	28.0000	122	100	11 7 6	1.7400	140	88
August	12 10 0	.0300	235	128	9 0 0	28.0000	137	100	11 7 6	1.8500	140	93
September	16 0 0	.0300	300	128	9 0 0	28.0000	137	100	11 7 6	1.9100	140	96
October	16 0 0	.0300	300	128	9 0 0	28.0000	137	100	11 7 6	2.0300	140	103
November	20 0 0	.0525	375	223	9 0 0	28.0000	137	100	12 0 0	2.3000	148	116
December	22 10 0	.0525	422	223	9 0 0	28.0000	137	100	14 12 6	2.5300	180	128

## WHOLESALE PRICES IN THE UNITED KINGDOM AND THE UNITED STATES, BY MONTHS, QUARTERS, AND YEARS, 1913-1918—Continued.

	Sodium, sulphide.				Steel, rails.				Steel, sheet.			
	Actual price.		Relative price.		Actual price.		Relative price.		Actual price.		Relative price.	
	U. K.	U. S.	U. K.	U. S.	U. K.	U. S.	U. K.	U. S.	U. K.	U. S.	U. K.	U. S.
Market...	Manches- ter.	New York.	.....	.....	London, Manches- ter.	Pitts- burgh.	.....	.....	At works..	Pitts- burgh.	.....	.....
Unit.....	Ton.....	Pound.	.....	.....	Ton.....	Gross ton.	.....	.....	Ton.....	100 lbs.	.....	.....
Base price.	£ s. d. 5 6 8	Dolls. 0.0235	.....	.....	£ s. d. 6 11 0	Dolls. 28.0000	.....	.....	£ s. d. 8 2 1	Dolls. 1.9800	.....	.....
1916—year.....	24 10 10	.0388	460	165	11 1 5.50	31.3333	169	112	17 19 7	3.0600	222	155
Quarters—												
First.....	26 0 0	.0492	488	209	10 18 4	28.0000	167	100	16 11 8	2.6433	205	134
Second.....	28 3 4	.0417	528	177	10 17 6	29.6667	166	106	18 5 0	2.8967	225	146
Third.....	22 0 0	.0350	413	149	11 5 0	33.0000	172	118	18 5 0	2.9033	225	147
Fourth.....	22 0 0	.0292	413	124	11 5 0	34.6667	172	124	18 16 8	3.7833	232	191
Months—												
January.....	25 0 0	.0550	469	234	11 0 0	28.0000	168	100	15 5 0	2.6000	188	131
February.....	27 0 0	.0475	507	202	10 17 6	28.0000	166	100	16 10 0	2.6000	204	131
March.....	26 0 0	.0450	488	191	10 17 6	28.0000	166	100	18 0 0	2.7300	222	138
April.....	29 0 0	.0450	544	191	10 17 6	28.0000	166	100	17 15 0	2.8900	219	146
May.....	29 0 0	.0400	544	170	10 17 6	28.0000	166	100	18 15 0	2.9000	231	146
June.....	26 10 0	.0400	497	170	10 17 6	33.0000	166	118	18 5 0	2.9000	225	146
July.....	26 0 0	.0400	488	170	11 5 0	33.0000	172	118	18 5 0	2.9000	225	146
August.....	20 0 0	.0325	375	138	11 5 0	33.0000	172	118	18 5 0	2.9000	225	146
September.....	20 0 0	.0325	375	138	11 5 0	33.0000	172	118	18 5 0	2.9100	225	147
October.....	22 10 0	.0300	422	128	11 5 0	33.0000	172	118	18 5 0	3.2000	225	163
November.....	22 10 0	.0275	422	117	11 5 0	33.0000	172	118	19 0 0	3.7200	234	188
December.....	21 0 0	.0300	394	128	11 5 0	38.0000	172	136	19 5 0	4.4000	238	222
1917—year.....	26 19 2	.0346	506	147	11 4 4.50	38.0000	171	136	19 2 6	6.2900	236	318
Quarters—												
First.....	21 6 8	.0300	400	128	11 5 0	38.0000	172	136	19 10 0	4.6767	241	236
Second.....	22 13 4	.0300	425	128	11 2 6	38.0000	170	136	19 10 0	6.7033	241	339
Third.....	27 13 4	.0383	519	163	11 5 0	38.0000	172	136	19 10 0	8.0000	241	404
Fourth.....	36 3 4	.0400	678	170	11 5 0	38.0000	172	136	18 0 0	5.7933	222	293
Months—												
January.....	22 0 0	.0300	413	128	11 5 0	38.0000	172	136	19 10 0	4.5000	241	227
February.....	21 0 0	.0300	394	128	11 5 0	38.0000	172	136	19 10 0	4.6300	241	234
March.....	21 0 0	.0300	394	128	11 5 0	38.0000	172	136	19 10 0	4.9000	241	247
April.....	21 0 0	.0300	394	128	10 17 6	38.0000	166	136	19 10 0	5.8800	241	297
May.....	23 0 0	.0300	432	128	11 5 0	38.0000	172	136	19 10 0	6.7300	241	340
June.....	24 0 0	.0300	450	128	11 5 0	38.0000	172	136	19 10 0	7.5000	241	379
July.....	24 0 0	.0400	450	170	11 5 0	38.0000	172	136	19 10 0	8.0000	241	404
August.....	24 0 0	.0400	450	170	11 5 0	38.0000	172	136	19 10 0	8.0000	241	404
September.....	35 0 0	.0350	657	149	11 5 0	38.0000	172	136	19 10 0	8.0000	241	404
October.....	35 0 0	.0400	657	170	11 5 0	38.0000	172	136	18 0 0	7.3200	222	370
November.....	36 0 0	.0400	675	170	11 5 0	38.0000	172	136	18 0 0	5.0600	222	256
December.....	37 10 0	.0400	703	170	11 5 0	38.0000	172	136	18 0 0	5.0000	222	253
1918—year.....	38 7 6	.0681	720	290	10 17 6	54.0000	166	193	17 17 0	5.0000	220	253
Quarters—												
First.....	38 16 8	.0550	729	234	10 17 6	51.0769	166	182	18 0 0	5.0000	222	253
Second.....	40 3 4	.0567	753	241	10 17 6	55.0000	166	196	18 0 0	5.0000	222	253
Third.....	39 6 8	.0625	738	266	10 17 6	55.0000	166	196	18 0 0	5.0000	222	253
Fourth.....	35 3 4	.0983	660	418	10 17 6	55.0000	166	196	17 10 0	5.0000	216	253
Months—												
January.....	37 0 0	.0725	694	309	10 17 6	44.8000	166	160	18 0 0	5.0000	222	253
February.....	38 0 0	.0450	713	191	10 17 6	55.0000	166	196	18 0 0	5.0000	222	253
March.....	41 10 0	.0475	779	202	10 17 6	55.0000	166	196	18 0 0	5.0000	222	253
April.....	45 0 0	.0500	844	213	10 17 6	55.0000	166	196	18 0 0	5.0000	222	253
May.....	37 10 0	.0600	703	255	10 17 6	55.0000	166	196	18 0 0	5.0000	222	253
June.....	38 0 0	.0600	713	255	10 17 6	55.0000	166	196	18 0 0	5.0000	222	253
July.....	39 0 0	.0600	732	255	10 17 6	55.0000	166	196	18 0 0	5.0000	222	253
August.....	44 0 0	.0775	826	330	10 17 6	55.0000	166	196	(b)	5.0000	c20	253
September.....	35 0 0	.0500	657	213	10 17 6	55.0000	166	196	(b)	5.0000	c218	253
October.....	36 0 0	.1050	675	447	10 17 6	55.0000	166	196	17 10 0	5.0000	216	253
November.....	36 0 0	.1150	675	489	10 17 6	55.0000	166	196	17 10 0	5.0000	216	253
December.....	33 10 0	.0750	629	319	10 17 6	55.0000	166	196	17 10 0	5.0000	216	253

WHOLESALE PRICES IN THE UNITED KINGDOM AND THE UNITED STATES, BY MONTHS, QUARTERS, AND YEARS, 1913-1918—Continued.

Market	Steel, sheets, galvanized.				Steel, strips.				Sugar, cane.				
	Actual price.		Relative price.		Actual price.		Relative price.		Actual price.		Relative price.		
	U. K.	U. S.	U. K.	U. S.	U. K.	U. S.	U. K.	U. S.	U. K.	U. S.	U. K.	U. S.	
	At works	Pitts- burgh.	At works	Pitts- burgh.	Manches- ter, Lon- don.	New York.	At works	Pitts- burgh.	At works	Pitts- burgh.	Manches- ter, Lon- don.	New York.	
Unit	Ton	100 lbs.								Cwt.	Pound.		
Base price.	£ s. d.	Dolls.								£ s. d.	Dolls.		
1913—Year	11 12 6	3.2800	103	110	8 2 2.25	1.3800	109	110	0 12 11.25	.0427	110	103	
Quarters—													
First	12 3 4	3.4900	108	117	8 8 9	1.4000	113	111	0 14 10	.0429	127	104	
Second	11 15 5	3.4100	104	114	8 8 9	1.4000	113	111	0 12 9.50	.0411	109	100	
Third	11 8 9	3.2433	101	109	8 5 5	1.4000	111	111	0 12 1.50	.0454	103	110	
Fourth	11 2 6	2.9700	98	99	7 5 10	1.3033	98	103	0 12 0	.0416	102	101	
Months—													
January	12 10 0	3.4700	111	116	8 8 9	1.4000	113	111	0 15 9	.0450	134	109	
February	12 3 9	3.5000	108	117	8 8 9	1.4000	113	111	0 14 9	.0418	126	101	
March	11 16 3	3.5000	104	117	8 8 9	1.4000	113	111	0 14 0	.0419	119	101	
April	11 16 3	3.4500	104	116	8 8 9	1.4000	113	111	0 13 6	.0410	115	99	
May	11 15 0	3.4000	104	114	8 8 9	1.4000	113	111	0 12 9	.0410	109	99	
June	11 15 0	3.3800	104	113	8 8 9	1.4000	113	111	0 12 1.50	.0414	103	100	
July	11 8 9	3.3100	101	111	8 8 9	1.4000	113	111	0 12 1.50	.0447	103	108	
August	11 8 9	3.2500	101	109	8 8 9	1.4000	113	111	0 12 1.50	.0461	103	112	
September	11 8 9	3.1700	101	106	7 18 9	1.4000	107	111	0 12 1.50	.0453	103	110	
October	11 7 6	3.0800	101	103	7 12 6	1.3900	102	110	0 12 1.50	.0419	103	101	
November	11 0 0	2.9800	97	100	7 2 6	1.3000	96	103	0 12 1.50	.0421	103	102	
December	11 0 0	2.8500	97	95	7 2 6	1.2200	96	97	0 11 9	.0408	100	99	
1914—Year	11 18 6.50	2.8700	106	96	7 12 11	1.1500	103	91	0 13 7.50	.0471	116	114	
Quarters—													
First	11 10 0	2.9200	102	98	7 2 6	1.2067	96	96	0 11 6	.0389	98	94	
Second	11 3 4	2.8100	99	94	7 2 6	1.1367	96	90	0 11 3	.0395	96	96	
Third	12 8 4	2.8333	110	96	7 19 2	1.1633	107	92	0 13 6	.0583	115	141	
Fourth	12 12 6	2.8800	112	96	8 7 6	1.1033	112	88	0 18 3	.0523	156	127	
Months—													
January	11 10 0	2.8600	102	96	7 2 6	1.2000	96	95	0 11 6	.0392	98	95	
February	11 10 0	2.9500	102	99	7 2 6	1.2200	96	97	0 11 6	.0392	98	95	
March	11 10 0	2.9500	102	99	7 2 6	1.2000	96	95	0 11 6	.0382	98	92	
April	11 5 0	2.8900	100	97	7 2 6	1.1500	96	91	0 11 3	.0372	96	90	
May	11 5 0	2.9700	100	93	7 2 6	1.1400	96	90	0 11 3	.0397	96	96	
June	11 0 0	2.7500	97	92	7 2 6	1.1200	96	89	0 11 3	.0417	96	101	
July	11 0 0	2.7500	97	92	7 5 0	1.1200	97	89	0 11 3	.0420	96	102	
August	11 0 0	2.8700	97	96	8 5 0	1.1800	111	94	0 11 9	.0649	100	157	
September	15 5 0	2.9700	135	99	8 7 6	1.1900	112	94	0 7 6	.0580	149	165	
October	13 12 6	2.9600	121	99	8 7 6	1.1500	112	91	0 18 3	.0583	156	144	
November	12 7 6	2.8800	109	96	8 7 6	1.1100	112	88	0 18 3	.0493	156	119	
December	11 17 6	2.8000	105	94	8 7 6	1.0500	112	83	0 18 3	.0483	156	117	
1915—Year	18 5 7.50	3.8500	162	129	10 17 1	1.3100	146	104	0 18 3.83	.0556	156	135	
Quarters—													
First	13 4 2	3.0967	117	104	8 15 0	1.1167	117	89	0 14 10.33	.0538	127	130	
Second	17 8 4	3.9333	154	132	10 2 6	1.2000	136	95	0 16 1	.0585	137	142	
Third	21 3 4	4.2433	187	142	11 9 2	1.3067	154	104	0 17 11	.0546	153	132	
Fourth	21 6 8	4.1300	189	138	13 1 8	1.6033	176	127	1 1 7.67	.0552	208	134	
Months—													
January	11 15 0	2.8000	104	94	8 7 6	1.1000	112	87	0 14 7	.0488	124	118	
February	13 7 6	3.0900	118	103	8 7 6	1.1000	112	87	0 15 0	.0554	128	134	
March	14 10 0	3.4000	128	114	9 10 0	1.1500	127	91	0 15 0	.0571	128	138	
April	14 15 0	3.4000	130	114	9 10 0	1.2000	127	95	0 14 9	.0578	126	140	
May	17 5 0	3.6003	153	121	9 10 0	1.2000	127	95	0 17 6	.0588	149	142	
June	20 5 0	4.8000	179	161	11 7 6	1.2000	153	95	0 16 0	.0588	137	142	
July	22 15 0	4.6500	201	156	11 7 6	1.2700	153	101	0 16 0	.0582	137	141	
August	22 15 0	4.4000	201	147	11 10 0	1.3000	154	103	0 18 9	.0549	160	133	
September	18 0 0	3.6800	159	123	11 10 0	1.3500	154	107	0 19 0	.0506	162	123	
October	18 0 0	3.5700	159	120	11 10 0	1.4300	154	113	1 2 0	.0497	188	120	
November	20 15 0	4.0700	184	136	13 0 0	1.6300	174	129	1 3 6	.0568	201	138	
December	25 5 0	4.7500	223	159	14 15 0	1.7500	198	139	1 7 9	.0592	237	143	

WHOLESALE PRICES IN THE UNITED KINGDOM AND THE UNITED STATES, BY MONTHS, QUARTERS, AND YEARS, 1913-1918—Continued.

Market .. Unit .. Base price .. 1916—Year .. Quarters— First .. Second .. Third .. Fourth .. Months— January .. February .. March .. April .. May .. June .. July .. August .. September .. October .. November .. December .. 1917—Year .. Quarters— First .. Second .. Third .. Fourth .. Months— January .. February .. March .. April .. May .. June .. July .. August .. September .. October .. November .. December .. 1918—Year .. Quarters— First .. Second .. Third .. Fourth .. Months— January .. February .. March .. April .. May .. June .. July .. August .. September .. October .. November .. December ..	Steel, sheets, galvanized.				Steel, strip.				Sugar, cane.			
	Actual price.		Relative price.		Actual price.		Relative price.		Actual price.		Relative price.	
	U. K.	U. S.	U. K.	U. S.	U. K.	U. S.	U. K.	U. S.	U. K.	U. S.	U. K.	U. S.
	At works ..	Pitts- burgh.	U. K.	U. S.	At works ..	Pitts- burgh.	U. K.	U. S.	Manches- ter, Lon- don.	New York.	U. K.	U. S.
	Ton .....	100 lbs.		Ton .....	100 lbs.			Cwt .....	Pound.			
	£ s. d.	Dolls.		£ /s. d.	Dolls.			£ s. d.	Dolls.			
	11 6 1.75	2.9858		7 9 0.75	1.2600			0 11 8.62	0.0413			
	28 11 8	4.8500	253 162	17 10 10	2.4800	235 197		1 19 5.50	.0688	337 167		
	27 11 8	4.8267	244 162	16 14 2	2.0967	224 166		1 13 10	.0610	289 148		
	28 18 4	4.9333	266 165	17 15 0	2.5000	238 198		2 0 3	.0729	343 177		
	28 16 8	4.2667	255 143	17 16 8	2.5533	239 203		2 1 10.50	.0696	357 169		
	29 0 0	5.3700	257 180	17 17 6	2.7700	240 220		2 1 10.50	.0712	357 172		
	26 10 0	4.7500	234 159	15 5 0	1.8700	205 148		1 7 9	.0573	237 139		
	28 0 0	4.8000	248 161	17 2 6	2.0600	230 163		1 11 3	.0597	267 145		
	28 5 0	4.9300	250 165	17 15 0	2.3600	238 187		2 2 6	.0659	363 160		
	28 5 0	5.0000	250 167	17 15 0	2.5000	238 198		1 17 0	.0706	316 171		
	29 5 0	5.0000	259 167	17 15 0	2.5000	238 198		2 1 10.50	.0746	357 181		
	29 5 0	4.8000	259 161	17 15 0	2.5000	238 198		2 1 10.50	.0736	357 178		
	29 5 0	4.4000	259 147	17 15 0	2.5000	238 198		2 1 10.50	.0750	357 182		
	28 5 0	4.2000	250 141	17 15 0	2.5000	238 203		2 1 10.50	.0700	357 169		
	29 0 0	4.2000	257 141	18 0 0	2.6000	242 206		2 1 10.50	.0637	357 154		
	29 0 0	4.5000	267 151	18 0 0	2.6200	242 208		2 1 10.50	.0708	357 171		
	29 0 0	5.3400	257 179	18 0 0	2.7600	242 219		2 1 10.50	.0735	357 178		
	29 0 0	6.2700	257 210	17 12 6	2.9300	236 233		2 1 10.50	.0692	357 168		
	28 15 0	8.2100	254 275	18 1 5.50	3.4900	242 277		2 4 8.63	.0771	382 187		
	29 0 0	6.7500	257 226	17 17 6	3.0900	240 245		2 1 10.50	.0686	357 166		
	29 0 0	8.7167	257 292	17 18 4	3.6760	240 292		2 3 6	.0788	371 191		
	29 0 0	10.2000	257 342	18 5 0	4.2933	245 341		2 6 9	.0797	399 193		
	28 0 0	7.1733	248 240	18 5 0	2.9000	245 230		2 6 9	.0814	399 197		
	29 0 0	6.5000	257 218	17 17 6	3.0000	240 238		2 1 10.50	.0662	357 160		
	29 0 0	6.7500	257 226	17 17 6	3.0000	240 238		2 1 10.50	.0686	357 166		
	29 0 0	7.0000	257 234	17 17 6	3.2700	240 260		2 1 10.50	.0706	357 171		
	29 0 0	7.4000	257 248	17 17 6	3.3600	240 269		2 1 10.50	.0815	357 197		
	29 0 0	9.0000	257 301	17 17 6	3.6400	240 289		2 1 10.50	.0794	357 192		
	29 0 0	9.7500	257 327	18 0 0	4.0000	242 317		2 6 9	.0754	399 183		
	29 0 0	10.5000	257 352	18 5 0	4.5000	245 357		2 6 9	.0745	399 180		
	29 0 0	10.3500	257 347	18 5 0	4.5000	245 357		2 6 9	.0818	399 198		
	29 0 0	9.7500	257 327	18 5 0	3.8800	245 308		2 6 9	.0823	399 199		
	28 0 0	8.9000	248 298	18 5 0	2.9000	245 230		2 6 9	.0818	399 198		
	28 0 0	6.3700	248 213	18 5 0	2.9000	245 230		2 6 9	.0818	399 198		
	28 0 0	6.2500	248 209	18 5 0	2.9000	245 230		2 6 9	.0804	399 195		
	28 16 8	6.2400	256 209	18 5 0	2.8900	245 229		2 11 5.57	.0780	462 189		
	28 6 8	6.2500	251 209	18 5 0	2.9000	245 230		2 6 9	.0735	399 178		
	29 0 0	6.2500	257 209	18 5 0	2.9000	245 230		2 14 1	.0730	461 177		
	29 0 0	6.2500	257 209	18 5 0	2.9000	245 230		2 17 9	.0769	493 186		
	29 0 0	6.2100	257 208	18 5 0	2.8600	245 227		2 17 9	.0882	493 214		
	28 0 0	6.2500	248 209	18 5 0	2.9000	245 230		2 6 9	.0744	399 180		
	28 0 0	6.2500	248 209	18 5 0	2.9000	245 230		2 6 9	.0730	399 177		
	29 0 0	6.2500	257 209	18 5 0	2.9000	245 230		2 6 9	.0730	399 177		
	29 0 0	6.2500	257 209	18 5 0	2.9000	245 230		2 6 9	.0730	399 177		
	29 0 0	6.2500	257 209	18 5 0	2.9000	245 230		2 17 9	.0730	493 177		
	29 0 0	6.2500	257 209	18 5 0	2.9000	245 230		2 17 9	.0731	493 177		
	29 0 0	6.2500	257 209	18 5 0	2.9000	245 230		2 17 9	.0735	493 178		
	29 0 0	6.2500	257 209	18 5 0	2.9000	245 230		2 17 9	.0735	493 178		
	29 0 0	6.2500	257 209	18 5 0	2.9000	245 230		2 17 9	.0845	493 205		
	29 0 0	6.2500	257 209	18 5 0	2.9000	245 230		2 17 9	.0882	493 214		
	29 0 0	6.2500	257 209	18 5 0	2.9000	245 230		2 17 9	.0882	493 214		
	29 0 0	6.1300	257 206	18 5 0	2.7800	245 221		2 17 9	.0882	493 214		

## WHOLESALE PRICES IN THE UNITED KINGDOM AND THE UNITED STATES, BY MONTHS, QUARTERS, AND YEARS, 1913-1918—Continued.

	Sulphur, brimstone.				Tallow.				Tea.			
	Actual price.		Relative price.		Actual price.		Relative price.		Actual price.		Relative price.	
	U. K.	U. S.	U. K.	U. S.	U. K.	U. S.	U. K.	U. S.	U. K.	U. S.	U. K.	U. S.
Market...	Manches- ter.	New York.	-----	-----	London...	Chi- ago.	-----	-----	London, Manches- ter.	New York.	-----	-----
Unit.....	Ton.....	Ton.....	-----	-----	Cwt.....	Pound.	-----	-----	Pound.....	Pound.....	-----	-----
Base price	£ s. d. 5 3 4	Dolls. 22.0000	-----	-----	£ s. d. 1 13 8.63	Dolls. 0.0716	-----	-----	£ s. d. 0 0 6.69	Dolls. 0.1708	-----	-----
1913—Year....	5 3 1.51	22.0000	100	100	1 14 2.38	.0707	101	99	0 0 7.16	.1549	107	91
Quarters—												
First.....	5 5 0	22.0000	102	100	1 13 9	.0678	100	95	0 0 6.90	.1517	103	89
Second....	5 2 6	22.0000	99	100	1 14 4.50	.0686	102	96	0 0 7.25	.1450	108	85
Third.....	5 2 6	22.0000	99	100	1 14 7	.0717	103	100	0 0 7.25	.1482	108	87
Fourth....	5 2 6	22.0000	99	100	1 14 1	.0748	101	104	0 0 7.25	.1750	108	102
Months—												
January...	5 10 0	22.0000	106	100	1 13 6	.0669	99	93	0 0 6.19	.1550	93	91
February...	5 2 6	22.0000	99	100	1 14 3	.0688	102	96	0 0 7.25	.1550	108	91
March.....	5 2 6	22.0000	99	100	1 13 6	.0676	99	94	0 0 7.25	.1450	108	85
April.....	5 2 6	22.0000	99	100	1 14 4.50	.0688	102	96	0 0 7.25	.1450	108	85
May.....	5 2 6	22.0000	99	100	1 14 4.50	.0701	102	98	0 0 7.25	.1450	108	85
June.....	5 2 6	22.0000	99	100	1 14 4.50	.0669	102	93	0 0 7.25	.1450	108	85
July.....	5 2 6	22.0000	99	100	1 14 4.50	.0676	102	94	0 0 7.25	.1450	108	85
August....	5 2 6	22.0000	99	100	1 14 10.50	.0713	104	100	0 0 7.25	.1450	108	85
September	5 2 6	22.0000	99	100	1 14 6	.0763	102	107	0 0 7.25	.1540	108	90
October....	5 2 6	22.0000	99	100	1 14 4.50	.0763	102	107	0 0 7.25	.1750	108	102
November	5 2 6	22.0000	99	100	1 13 10.50	.0738	101	103	0 0 7.25	.1790	108	102
December.	5 2 6	22.0000	99	100	1 14 0	.0744	101	104	0 0 7.25	.1750	108	102
1914—Year....	5 17 9.50	22.0000	116	100	1 11 5.13	.0687	93	96	0 0 7.24	.1935	108	113
Quarters—												
First.....	5 2 6	22.0000	99	100	1 13 7	.0713	100	100	0 0 6.13	.1750	92	102
Second....	5 5 10	22.0000	102	100	1 12 7.50	.0686	97	96	0 0 6.13	.1865	92	109
Third.....	7 2 6	22.0000	138	100	1 10 6	.0680	91	95	0 0 7.77	.2162	116	127
Fourth....	6 8 4	22.0000	124	100	1 9 0	.0667	86	93	0 0 8.94	.1963	134	115
Months—												
January...	5 2 6	22.0000	99	100	1 13 9	.0713	100	100	0 0 6.13	.1750	92	102
February...	5 2 6	22.0000	99	100	1 13 7.50	.0719	100	100	0 0 6.13	.1750	92	102
March.....	5 2 6	22.0000	99	100	1 13 4.50	.0707	99	99	0 0 6.13	.1750	92	102
April.....	5 7 6	22.0000	104	100	1 13 1.50	.0694	98	97	0 0 6.13	.1788	92	105
May.....	5 5 0	22.0000	102	100	1 12 6	.0694	96	97	0 0 6.13	.1900	92	111
June.....	5 5 0	22.0000	102	100	1 12 3	.0669	96	93	0 0 6.13	.1900	92	111
July.....	5 7 6	22.0000	104	100	1 11 6	.0657	93	92	0 0 7.19	.1900	108	111
August....	8 0 0	22.0000	155	100	1 10 6	.0657	91	92	0 0 7.19	.2325	108	136
September	8 0 0	22.0000	155	100	1 9 6	.0726	88	101	0 0 8.94	.2240	134	131
October....	6 10 0	22.0000	126	100	1 9 0	.0676	86	94	0 0 8.94	.1975	134	116
November	6 10 0	22.0000	126	100	1 9 0	.0657	86	92	0 0 8.94	.1969	134	115
December.	6 5 0	22.0000	121	100	1 9 0	.0669	86	93	0 0 8.94	.1950	134	114
1915—Year....	7 7 6	22.0000	143	100	1 16 8.25	.0693	109	97	0 0 9.66	.2432	145	142
Quarters—												
First.....	6 10 0	22.0000	126	100	1 15 7.50	.0681	106	95	0 0 8.90	.2237	133	131
Second....	6 16 7.99	22.0000	132	100	1 14 2	.0673	101	94	0 0 10.13	.2610	151	153
Third.....	7 16 7.99	22.0000	152	100	1 14 4.50	.0638	102	89	0 0 9.96	.2669	149	156
Fourth....	8 6 7.99	22.0000	161	100	2 2 7	.0777	126	109	0 0 9.67	.2212	144	130
Months—												
January...	6 10 0	22.0000	126	100	1 12 6	.0656	96	92	0 0 8.94	.1950	134	114
February...	6 10 0	22.0000	126	100	1 14 3	.0688	102	96	0 0 8.94	.2181	134	128
March.....	6 10 0	22.0000	126	100	2 0 1.50	.0700	119	98	0 0 8.81	.2510	132	147
April.....	6 10 0	22.0000	126	100	1 16 6	.0688	108	96	0 0 10.25	.2550	153	149
May.....	6 10 0	22.0000	126	100	1 14 6	.0688	102	96	0 0 10.25	.2569	153	150
June.....	7 10 0	22.0000	145	100	1 11 6	.0644	93	90	0 0 9.88	.2690	148	157
July.....	7 10 0	22.0000	145	100	1 15 0	.0638	104	89	0 0 9.88	.2850	148	167
August....	8 0 0	22.0000	155	100	1 13 4.50	.0638	99	89	0 0 10	.2785	150	163
September	8 0 0	22.0000	155	100	1 14 9	.0638	103	89	0 0 10	.2344	150	137
October....	8 10 0	22.0000	164	100	1 16 1.50	.0663	107	93	0 0 10	.2150	150	126
November	8 10 0	22.0000	164	100	1 19 1.50	.0794	116	111	0 0 9.75	.2230	146	131
December.	8 0 0	22.0000	155	100	2 12 6	.0875	156	122	0 0 9.25	.2250	138	132



WHOLESALE PRICES IN THE UNITED KINGDOM AND THE UNITED STATES, BY MONTHS, QUARTERS, AND YEARS, 1913-1918—Continued.

Market ... Unit ... Base price.	Sulphur, brimstone.				Tallow.				Tea.			
	Actual price.		Relative price.		Actual price.		Relative price.		Actual price.		Relative price.	
	U. K.	U. S.	U. K.	U. S.	U. K.	U. S.	U. K.	U. S.	U. K.	U. S.	U. K.	U. S.
Manchester.	New York.	London.	Chicago.	London, Manchester.	New York.							
Ton.	Ton.	Cwt.	Pound.	Pound.	Pound.							
£ s. d.	Dolls.	£ s. d.	Dolls.	£ s. d.	Dolls.	£ s. d.	Dolls.					
		22.0000			1 13 8.63	0.0716		0 0 6.69	0.1708			
1916—Year....	9 3 4	31.3333	177 142	2 8 5.25	.0989	144 138	0 0 9.92	.2495	148 146			
Quarters—												
First.....	8 0 0	24.1667	155 110	2 10 4	.0904	149 126	0 0 9.33	.2369	140 139			
Second.....	8 5 0	31.1667	160 142	2 8 8	.1054	144 147	0 0 9.83	.2512	147 147			
Third.....	9 5 0	35.0000	179 159	2 7 7	.0881	141 123	0 0 10.25	.2550	153 149			
Fourth.....	11 3 4	35.0000	216 159	2 7 2	.1115	140 156	0 0 10.25	.2550	153 149			
Months—												
January...	8 0 0	22.0000	155 100	2 10 0	.0856	148 120	0 0 9.50	.2275	142 133			
February...	7 10 0	22.0000	145 100	2 12 0	.0950	154 133	0 0 9.25	.2380	138 139			
March.....	8 10 0	28.5000	164 130	2 9 0	.0906	145 127	0 0 9.25	.2450	138 143			
April.....	8 5 0	29.0000	160 132	2 9 6	.1013	147 141	0 0 9.50	.2450	142 143			
May.....	8 5 0	29.5000	160 134	2 9 0	.1106	145 154	0 0 10	.2530	150 148			
June.....	8 5 0	35.0000	160 159	2 7 6	.1044	141 146	0 0 10	.2550	150 149			
July.....	8 15 0	35.0000	169 159	2 7 6	.0950	141 133	0 0 10.25	.2550	153 149			
August.....	9 10 0	35.0000	184 159	2 9 0	.0806	145 113	0 0 10.25	.2550	153 149			
September	9 10 0	35.0000	184 159	2 6 3	.0888	137 124	0 0 10.25	.2550	153 149			
October....	10 10 0	35.0000	203 159	2 3 0	.1038	128 145	0 0 10.25	.2550	153 149			
November	11 10 0	35.0000	223 159	2 6 6	.1144	138 160	0 0 10.25	.2550	153 149			
December.	11 10 0	35.0000	223 159	2 12 0	.1163	154 162	0 0 10.25	.2550	153 149			
1917—Year....	13 8 4	43.3333	260 197	3 3 4.53	.1559	188 218	0 1 3.25	.4013	228 235			
Quarters—												
First.....	13 3 4	38.3333	255 174	2 16 0.23	.1185	166 166	0 0 10.33	.3158	154 185			
Second.....	15 10 0	45.0000	300 205	3 1 0.92	.1646	181 230	0 1 6.92	.4738	283 277			
Third.....	12 10 0	45.0000	242 205	3 7 10	.1675	201 234	0 1 1	.4150	194 243			
Fourth.....	12 10 0	45.0000	242 205	3 8 11.08	.1734	205 242	0 1 6	.4008	269 235			
Months—												
January...	11 10 0	35.0000	223 159	2 12 0	.1150	154 161	0 0 10.25	.2660	153 156			
February...	12 10 0	35.0000	242 159	2 14 6.75	.1163	162 162	0 0 10.25	.3275	153 192			
March.....	15 10 0	45.0000	300 205	3 0 4.80	.1238	179 173	0 0 10.50	.3663	157 214			
April.....	17 0 0	45.0000	329 205	3 0 10.50	.1388	181 194	0 1 4.50	.4175	247 244			
May.....	17 0 0	45.0000	329 205	3 2 0	.1663	184 232	0 1 9.50	.5050	322 296			
June.....	12 10 0	45.0000	242 205	3 0 6	.1888	180 264	0 1 6.75	.4913	280 288			
July.....	12 10 0	45.0000	242 205	3 8 0	.1775	202 248	(a)	.4230	b257 248			
August.....	12 10 0	45.0000	242 205	3 7 7.20	.1488	201 208	0 1 1	.4100	194 240			
September	12 10 0	45.0000	242 205	3 8 0	.1756	202 245	0 1 1	.4100	194 240			
October....	12 10 0	45.0000	242 205	3 8 0	.1725	202 241	0 1 9	.4020	314 235			
November	12 10 0	45.0000	242 205	3 8 0	.1688	202 236	0 1 6	.4000	269 234			
December.	12 10 0	45.0000	242 205	3 11 0	.1788	211 250	0 1 3	.4000	224 234			
1918—Year....	13 16 3	33.8333	267 154	3 9 6.40	.1793	206 250	0 1 3.89	.3777	238 221			
Quarters—												
First.....	12 10 0	35.0000	242 159	3 11 8	.1752	213 245	0 1 3	.3923	224 230			
Second.....	12 10 0	(a)	242 b169	3 10 5.54	.1734	209 242	0 1 4	.3792	239 222			
Third.....	12 10 0	36.6667	242 167	3 8 0	.1866	202 261	0 1 4	.3700	239 217			
Fourth.....	17 15 0	28.6667	344 130	3 8 0	.1818	202 254	0 1 4	.3700	239 217			
Months—												
January...	12 10 0	35.0000	242 159	3 12 0	.1763	214 246	0 1 3	.3960	224 232			
February...	12 10 0	35.0000	242 159	3 12 0	.1746	214 244	(a)	.3900	b288 228			
March.....	12 10 0	35.0000	242 159	3 11 2.40	.1748	211 244	(a)	.3900	b288 228			
April.....	12 10 0	(a)	242 b169	3 12 0	.1747	214 244	(a)	.3900	b288 228			
May.....	12 10 0	(a)	242 b169	3 11 2.40	.1736	211 242	0 1 4	.3750	239 220			
June.....	12 10 0	(a)	242 b169	3 8 0	.1719	202 240	0 1 4	.3700	239 217			
July.....	12 10 0	(a)	242 b169	3 8 0	.1781	202 249	0 1 4	.3700	239 217			
August.....	12 10 0	(a)	242 b169	3 8 0	.1870	202 261	0 1 4	.3700	239 217			
September	12 10 0	40.0000	242 182	3 8 0	.1947	202 272	0 1 4	.3700	239 217			
October....	17 15 0	30.0000	344 136	3 8 0	.2000	202 279	0 1 4	.3700	239 217			
November	17 15 0	28.0000	344 127	3 8 0	.1933	202 270	0 1 4	.3700	239 217			
December.	17 15 0	28.0000	344 127	3 8 0	.1494	202 209	0 1 4	.3700	239 217			

a Nominal.

b Interpolated.

## WHOLESALE PRICES IN THE UNITED KINGDOM AND THE UNITED STATES, BY MONTHS, QUARTERS, AND YEARS, 1913-1918—Continued.

Market.... Unit..... Base price..	Tin, pig.				Tin plate, coke.				Tobacco, leaf.				
	Actual price.		Relative price.		Actual price.		Relative price.		Actual price.		Relative price.		
	U. K.	U. S.	U. K.	U. S.	U. K.	U. S.	U. K.	U. S.	U. K.	U. S.	U. K.	U. S.	
Birming- ham. Ton.....	New York. 100 lbs. ....			South Wales ports. Box.....	Pitts- burgh. Box (100 lbs.).....			Manches- ter and London. Pound....	Louis- ville. 100 lbs. ....				
£ s. d.	Dolls.			£ s. d.	Dolls.			£ s. d.	Dolls.				
1913—year....	206 18 4	44.3200	116	116	0 13 9.10	3.5583	106	104	0 0 11.00	16.5333	94	100	
Quarters—													
First.....	226 0 0	48.6867	127	127	0 14 9.67	3.6000	114	105	0 0 10.25	17.3333	87	105	
Second....	223 3 4	47.7300	126	125	0 14 1	3.6000	109	105	0 0 10.25	15.1667	87	92	
Third.....	193 16 8	41.5267	109	109	0 13 2.75	3.5667	102	104	0 0 11.75	16.3333	100	99	
Fourth....	184 13 4	39.3167	104	103	0 12 11	3.4667	100	101	0 0 11.75	17.5000	100	106	
Months—													
January....	232 10 0	50.4500	131	132	0 15 3.50	3.6000	118	105	0 0 10.25	18.0000	87	109	
February..	224 10 0	48.7300	126	128	0 15 0	3.6000	116	105	0 0 10.25	18.0000	87	109	
March.....	221 0 0	46.8800	124	123	0 14 1.50	3.6000	109	105	0 0 10.25	16.0000	87	97	
April.....	222 10 0	49.1200	125	129	0 14 0.75	3.6000	108	105	0 0 10.25	15.0000	87	91	
May.....	233 10 0	49.1400	131	129	0 14 2.25	3.6000	109	105	0 0 10.25	15.0000	87	91	
June.....	213 10 0	44.9300	120	118	0 14 0	3.6000	108	105	0 0 10.25	15.5000	87	94	
July.....	191 0 0	40.3900	107	106	0 13 6	3.6000	104	105	0 0 11.75	16.0000	100	97	
August....	188 0 0	41.7200	107	109	0 13 2.25	3.6000	102	105	0 0 11.75	16.0000	100	97	
September	202 10 0	42.4700	114	111	0 13 0	3.5000	100	102	0 0 11.75	17.0000	100	103	
October...	192 0 0	40.5000	108	106	0 13 0.75	3.5000	101	102	0 0 11.75	17.5000	100	106	
November..	185 0 0	39.8100	104	104	0 12 11.25	3.5000	100	102	0 0 11.75	17.5000	100	106	
December..	177 0 0	37.6400	100	99	0 12 9	3.4000	98	99	0 0 11.75	17.5000	100	106	
1914—Year....	154 2 11	35.7000	87	93	0 12 9.13	3.3688	98	98	0 0 11.75	16.2917	100	98	
Quarters—													
First.....	177 0 0	38.5850	100	101	0 13 0.50	3.3667	100	98	0 0 11.75	16.3333	100	99	
Second....	155 11 8	33.3500	88	87	0 12 8.75	3.3500	98	97	0 0 11.75	16.0000	100	97	
Third.....	141 13 4	38.3783	80	100	0 12 5.50	3.4583	96	101	0 0 11.75	16.3333	100	99	
Fourth....	142 6 8	32.4983	80	85	0 12 9.75	3.3000	99	96	0 0 11.75	16.5000	100	100	
Months—													
January....	170 0 0	37.7400	96	99	0 12 9	3.4000	98	99	0 0 11.75	16.5000	100	100	
February..	186 10 0	39.9300	105	105	0 13 1.50	3.3500	101	97	0 0 11.75	16.5000	100	100	
March.....	174 10 0	38.0850	98	100	0 13 3	3.3500	102	97	0 0 11.75	16.0000	100	97	
April.....	169 15 0	36.1000	96	95	0 13 0	3.3500	100	97	0 0 11.75	16.0000	100	97	
May.....	156 0 0	33.3000	88	87	0 12 10.50	3.3500	99	97	0 0 11.75	16.0000	100	97	
June.....	141 0 0	30.6500	79	80	0 12 3.25	3.3500	95	97	0 0 11.75	16.0000	100	97	
July.....	145 10 0	31.7500	82	83	0 11 11.25	3.3500	92	97	0 0 11.75	16.0000	100	97	
August....	143 0 0	50.5950	80	132	0 12 0.75	3.3500	93	97	0 0 11.75	16.5000	100	100	
September	136 10 0	32.7900	77	86	0 13 4.50	3.6750	103	107	0 0 11.75	16.5000	100	100	
October...	136 0 0	30.3950	77	80	0 13 3	3.4500	102	100	0 0 11.75	16.5000	100	100	
November..	138 0 0	33.5000	78	88	0 12 7.50	3.2000	97	93	0 0 11.75	16.5000	100	100	
December..	153 0 0	33.6000	86	88	0 12 6.75	3.2500	97	95	0 0 11.75	16.5000	100	100	
1915—Year....	164 7 6	38.6600	92	101	0 17 6.63	3.2417	135	94	0 0 11.75	16.5000	100	100	
Quarters—													
First.....	169 6 8	40.1850	95	105	0 14 1	3.1750	109	92	0 0 11.75	16.5000	100	100	
Second....	168 13 4	42.3767	95	111	0 17 8	3.3000	136	96	0 0 11.75	16.5000	100	100	
Third.....	159 13 4	35.0067	90	92	0 18 9	3.1750	144	92	0 0 11.75	16.5000	100	100	
Fourth....	159 16 8	37.0683	90	97	0 19 8.50	3.3167	122	96	0 0 11.75	16.5000	100	100	
Months—													
January....	154 10 0	34.3000	87	90	0 12 9	3.1750	98	92	0 0 11.75	16.5000	100	100	
February..	172 10 0	37.3200	97	98	0 14 7.50	3.1750	113	92	0 0 11.75	16.5000	100	100	
March.....	181 0 0	48.9350	102	128	0 14 10.50	3.1750	115	92	0 0 11.75	16.5000	100	100	
April.....	176 0 0	47.9800	99	126	0 16 10.50	3.3000	130	96	0 0 11.75	16.5000	100	100	
May.....	166 0 0	38.7800	93	102	0 17 7.50	3.3000	136	96	0 0 11.75	16.5000	100	100	
June.....	164 0 0	40.3700	92	106	0 18 6	3.3000	143	96	0 0 11.75	16.5000	100	100	
July.....	171 10 0	37.5000	96	98	0 19 1.50	3.1750	147	92	0 0 11.75	16.5000	100	100	
August....	152 10 0	34.3900	86	90	0 18 10.50	3.1750	145	92	0 0 11.75	16.5000	100	100	
September	155 0 0	33.1300	87	87	0 18 3	3.1750	141	92	0 0 11.75	16.5000	100	100	
October...	151 0 0	33.0800	85	87	0 17 1.50	3.1750	132	92	0 0 11.75	16.5000	100	100	
November..	161 0 0	39.3750	91	103	0 19 9	3.1750	152	92	0 0 11.75	16.5000	100	100	
December..	187 10 0	38.7500	94	101	1 2 3	3.6000	171	105	0 0 11.75	16.5000	100	100	

## WHOLESALE PRICES IN THE UNITED KINGDOM AND THE UNITED STATES, BY MONTHS, QUARTERS, AND YEARS, 1913-1918—Continued.

Market .. Unit .....	Tin, pig.				Tin plate, coke.				Tobacco, leaf.			
	Actual price.		Relative price.		Actual price.		Relative price.		Actual price.		Relative price.	
	U. K.	U. S.	U. K.	U. S.	U. K.	U. S.	U. K.	U. S.	U. K.	U. S.	U. K.	U. S.
<b>Base price.</b>	<b>£ s. d.</b>	<b>Dolls.</b>	.....	.....	<b>£ s. d.</b>	<b>Dolls.</b>	.....	.....	<b>£ s. d.</b>	<b>Dolls.</b>	.....	.....
1916—Year .....	177 15 5	38.1946			0 12 11.75	3.4375			0 0 11.75	16.5417		
Quarters—												
First .....	185 7 11	43.4800	104	114	1 11 3.25	5.1250	241	149	0 1 0.38	16.2083	105	98
Second .....	181 15 0	44.9767	102	118	1 6 1	3.8333	201	112	0 0 11.75	16.1667	100	98
Third .....	201 3 4	47.6933	113	125	1 15 2	4.9167	271	143	0 0 11.75	16.0000	100	97
Fourth .....	174 0 0	38.5683	98	101	1 13 10	5.8750	261	171	0 1 1	16.0000	111	97
Months—												
January .....	184 13 4	42.6650	104	112	1 10 0	5.8750	231	171	0 1 1	16.6667	111	101
February .....	175 0 0	41.8800	98	110	1 5 3	3.6750	195	107	0 0 11.75	16.5000	100	100
March .....	181 15 0	42.6300	102	112	1 5 9	3.8250	198	111	0 0 11.75	16.0000	100	97
April .....	188 10 0	50.4200	106	132	1 7 3	4.0000	210	116	0 0 11.75	16.0000	100	97
May .....	204 10 0	51.7500	115	135	1 12 3	4.5000	248	131	0 0 11.75	16.0000	100	97
June .....	208 0 0	49.1500	117	129	1 15 9	4.5000	276	131	0 0 11.75	16.0000	100	97
July .....	191 0 0	42.1800	107	110	1 17 6	5.7500	289	167	0 0 11.75	16.0000	100	97
August .....	176 0 0	38.4600	99	101	1 15 6	5.8750	274	171	0 1 1	16.0000	111	97
September .....	172 0 0	38.5400	97	101	1 10 6	5.8750	235	171	0 1 1	16.0000	111	97
October .....	174 0 0	38.7050	98	101	1 15 6	5.8750	274	171	0 1 1	16.0000	111	97
November .....	178 0 0	41.1600	100	108	1 9 6	5.8750	227	171	0 1 1	16.0000	111	97
December .....	183 10 0	44.1700	103	116	1 9 6	5.8750	227	171	0 1 1	16.0000	111	97
1917—Year .....	192 10 0	42.6650	108	112	1 11 0	(a)	239	b77	0 1 1	18.0000	111	109
Quarters—												
First .....	236 4 2	61.6500	133	161	1 10 5.75	9.1250	235	265	0 1 2.75	21.9900	126	133
Second .....	196 16 8	49.9733	111	131	1 10 4	7.1667	234	208	0 1 1	18.6923	111	113
Third .....	239 3 4	60.4317	135	158	1 9 4	8.1667	226	238	0 1 1	19.0962	111	115
Fourth .....	244 0 0	62.3233	137	163	1 11 10	12.0000	245	349	0 1 3	22.5577	128	136
Months—												
January .....	264 16 8	73.8750	149	193	1 10 5	9.1667	234	267	0 1 6	28.6364	153	173
February .....	183 0 0	44.1900	103	116	1 12 0	7.0000	247	204	0 1 1	18.0000	111	109
March .....	203 10 0	51.3700	114	134	1 11 9	7.0000	245	204	0 1 1	19.0000	111	115
April .....	204 0 0	54.3600	115	142	1 7 3	7.5000	210	218	0 1 1	19.0000	111	115
May .....	223 0 0	55.9100	125	146	1 6 9	8.0000	206	233	0 1 1	19.0000	111	115
June .....	237 10 0	63.2950	134	166	1 8 3	8.5000	218	233	0 1 1	19.0000	111	115
July .....	257 0 0	62.0900	145	163	1 13 0	8.5000	254	247	0 1 1	19.2500	111	116
August .....	249 10 0	62.6050	140	164	1 15 6	12.0000	274	349	0 1 3	20.9375	128	127
September .....	244 0 0	62.6850	137	164	1 10 0	12.0000	231	349	0 1 3	23.0000	128	139
October .....	238 10 0	61.6800	134	161	1 10 0	12.0000	231	349	0 1 3	23.5000	128	142
November .....	243 10 0	61.8500	137	162	1 10 0	(a)	231	b49	0 1 6	23.5000	153	142
December .....	257 10 0	74.4250	145	195	1 10 0	7.7500	231	225	0 1 6	31.0000	153	187
1918—Year .....	293 10 0	85.3500	165	223	1 11 3	7.7500	241	225	0 1 6	32.3333	153	195
Quarters—												
First .....	330 5 0	87.1042	186	228	1 12 2.38	7.7300	248	225	0 1 10	39.3942	187	238
Second .....	299 6 8	85.3333	168	223	1 11 4.50	7.7500	242	225	0 1 6	29.8077	153	180
Third .....	341 10 0	98.6667	192	253	1 12 2	7.7500	248	225	0 1 10	35.9615	187	217
Fourth .....	364 3 4	89.3333	205	234	1 12 10.50	7.7500	253	225	0 2 0	45.7308	204	276
Months—												
January .....	316 0 0	75.0833	178	197	1 12 4.50	7.6700	249	223	0 2 0	46.0769	204	279
February .....	281 0 0	83.0000	158	217	1 11 0	7.7500	239	225	0 1 6	29.0000	153	175
March .....	298 0 0	85.0000	168	223	1 11 4.50	7.7500	242	225	0 1 6	29.0000	153	175
April .....	319 0 0	88.0000	179	230	1 11 9	7.7500	245	225	0 1 6	31.1000	153	188
May .....	319 10 0	91.5000	180	240	1 12 0	7.7500	247	225	0 1 6	32.8750	153	199
June .....	369 0 0	105.0000	208	275	1 12 3	7.7500	248	225	0 2 0	34.0000	204	206
July .....	336 0 0	99.5000	189	261	1 12 3	7.7700	248	225	0 2 0	40.0000	204	242
August .....	343 0 0	97.0000	193	254	1 12 3	7.7500	248	225	0 2 0	44.0000	204	266
September .....	400 0 0	90.0000	225	236	1 13 7.50	7.7500	259	225	0 2 0	46.5000	204	281
October .....	349 10 0	81.0000	197	212	1 12 9	7.7500	252	225	0 2 0	46.5000	204	281
November .....	337 10 0	80.5000	190	211	1 12 4.50	7.7500	249	225	0 2 0	46.5000	204	281
December .....	333 10 0	73.0000	188	191	1 12 3	7.7500	248	225	0 2 0	46.5000	204	281
	277 0 0	71.7500	156	188	1 12 6	7.5100	250	218	0 2 0	45.1250	204	273

WHOLESALE PRICES IN THE UNITED KINGDOM AND THE UNITED STATES, BY MONTHS, QUARTERS, AND YEARS, 1913-1918—Continued.

	Turpentine.				Veal, dressed, first quality.				Wheat.			
	Actual price.		Relative price.		Actual price.		Relative price.		Actual price.		Relative price.	
	U. K.	U. S.	U. K.	U. S.	U. K.	U. S.	U. K.	U. S.	U. K.	U. S.	U. K.	U. S.
	Market...	London....	Savan-nah.....	.....	London....	New York.....	.....	.....	Manches-ter, Lon-don.....	Chi-cago.....	.....	.....
Unit.....	Cwt.....	Gallon.....	.....	Cwt.....	Pound.....	.....	.....	Quar-ter....	Bushel.....	.....	.....	
Base price.	£ s. d.	Dolls.	.....	£ s. d.	Dolls.	.....	.....	£ s. d.	Dolls.	.....	.....	
1913—Year	1 9 9.33	.3931	96	94	3 18 4	.1808	101 98	1 11 7.67	.9131	99	98	
Quarters—												
First.....	1 10 5	.4116	98	99	4 4 10	.1852	110 100	1 10 7	.9078	96	98	
Second.....	1 8 11	.3825	93	92	3 15 8	.1672	98 91	1 12 0	.9297	101	100	
Third.....	1 8 6.50	.3658	92	88	3 14 4	.1817	96 99	1 13 0.33	.9173	104	99	
Fourth.....	1 11 3	.4125	101	99	3 18 6	.1893	102 103	1 10 11.33	.8963	97	97	
Months—												
January...	1 8 9	.3950	93	95	4 6 6	.1850	112 100	1 9 10	.9091	94	98	
February...	1 11 6	.4200	101	101	4 4 0	.1850	109 100	1 10 11	.9202	97	99	
March.....	1 11 0	.4200	100	101	4 4 0	.1856	109 101	1 11 0	.8941	97	96	
April.....	1 9 1.50	.4200	94	101	3 13 0	.1675	95 91	1 11 3	.9254	98	100	
May.....	1 9 6	.3650	95	88	3 18 0	.1640	101 89	1 12 2	.9269	101	100	
June.....	1 8 1.50	.3625	91	87	3 16 0	.1700	98 92	1 12 7	.9369	102	101	
July.....	1 8 0	.3600	90	86	3 12 6	.1700	94 82	1 12 8	.9193	103	99	
August....	1 7 4.50	.3500	88	84	3 14 6	.1795	97 97	1 13 10	.9178	106	99	
September	1 10 3	.3875	97	93	3 16 0	.1956	98 106	1 12 7	.9145	102	99	
October....	1 10 0	.3900	97	94	3 18 6	.1930	102 105	1 11 6	.8800	99	95	
November	1 12 0	.4200	103	101	3 19 6	.1850	103 100	1 10 7	.8978	96	97	
December.	1 11 9	.4275	102	103	3 17 6	.1900	100 103	1 10 9	.9110	97	98	
1914—Year	1 12 10.88	.4477	106	107	3 14 1.50	.1848	96 100	1 14 2.42	1.0412	107	112	
Quarters—												
First.....	1 12 3	.4550	104	109	3 19 0	.1945	102 105	1 11 0.33	.9387	97	101	
Second.....	1 12 3	.4325	104	104	3 17 0	.1722	100 93	1 12 4	.9625	102	104	
Third.....	1 13 10	.4558	109	109	3 7 0	.1840	87 100	1 14 9.67	1.0827	109	117	
Fourth.....	1 13 3.50	.4475	107	107	3 13 6	.1893	95 103	1 18 7.67	1.1688	121	126	
Months—												
January...	1 12 6	.4400	105	106	3 19 6	.1960	103 106	1 11 0	.9139	97	98	
February...	1 12 0	.4800	103	115	3 19 6	.1950	103 106	1 11 1	.9431	98	102	
March.....	1 12 3	.4450	104	107	3 18 0	.1925	101 104	1 11 0	.9591	97	103	
April.....	1 12 1.50	(a)	103	b104	3 16 6	.1725	99 94	1 11 6	.9555	99	103	
May.....	1 12 0	.4250	103	102	3 18 6	.1690	102 92	1 11 9	.9838	100	106	
June.....	1 12 7.50	.4375	105	105	3 16 0	.1750	98 95	1 13 9	.9483	106	102	
July.....	1 13 7.50	.4600	108	110	3 8 6	.1770	89 96	1 14 3	.9331	108	100	
August....	1 13 10.50	.4550	109	109	3 11 6	.1788	93 97	1 14 0	1.1300	107	122	
September	1 14	(a)	109	b109	3 1 0	.1963	79 106	1 16 2	1.1850	114	128	
October....	1 12 9	(a)	105	b108	3 5 6	.1880	85 102	1 17 1	1.1278	116	121	
November	1 12 1.50	(a)	103	b107	3 14 0	.1925	96 104	1 17 10	1.1597	119	125	
December.	1 15 0	.4450	113	107	4 1 0	.1875	105 102	2 1 0	1.2190	129	131	
1915—Year	1 18 1.50	.4281	123	103	4 8 11.50	.1823	116 99	2 12 1.92	1.3443	164	145	
Quarters—												
First.....	2 0 8.50	.4175	131	100	4 0 6	.1917	104 104	2 11 0	1.5204	160	164	
Second.....	1 15 10	.4358	115	105	4 8 8	.1664	115 90	2 18 1.67	1.5079	183	162	
Third.....	1 15 7	.3816	115	92	4 12 10	.1898	120 103	2 10 0	1.2296	157	132	
Fourth.....	2 0 4.50	.4775	130	115	4 13 10	.1820	122 99	2 9 6	1.1131	155	120	
Months—												
January...	1 18 3	.4250	123	102	4 3 0	.1900	108 103	2 4 4	1.4060	139	151	
February...	2 1 1.50	.4075	132	98	3 18 0	.1950	101 106	2 12 8	1.6066	165	173	
March.....	2 2 9	.4200	138	101	4 0 6	.1900	104 103	2 16 0	1.5485	176	167	
April.....	1 17 3	.4450	120	107	4 7 6	.1690	113 92	2 14 3	1.5903	170	171	
May.....	1 16 6	.4575	117	110	4 11 0	.1638	118 89	2 18 3	1.5760	183	170	
June.....	1 13 9	.4050	109	97	4 7 6	.1663	113 90	3 1 11	1.3575	195	146	
July.....	1 18 6	.3975	124	95	4 8 0	.1820	114 99	2 9 5	1.4316	155	154	
August....	1 13 10.50	.3875	109	93	4 16 0	.1925	124 104	2 15 4	1.2025	174	129	
September	1 14 4.50	.3600	111	86	4 14 6	.1550	122 106	2 5 3	1.0547	142	114	
October....	1 15 3	.3850	113	92	4 6 6	.1910	112 104	2 3 5	1.0769	136	116	
November	1 19 9	.5050	128	121	5 0 6	.1750	130 95	2 11 6	1.0589	162	114	
December.	2 6 1.50	.5425	148	130	4 14 6	.1800	122 98	2 13 7	1.2035	168	130	

a No quotation.

## WHOLESALE PRICES IN THE UNITED KINGDOM AND THE UNITED STATES, BY MONTHS, QUARTERS, AND YEARS, 1913-1918—Continued.

	Turpentine.				Veal, dressed, first quality.				Wheat.			
	Actual price.		Relative price.		Actual price.		Relative price.		Actual price.		Relative price.	
	U. K.	U. S.	U. K.	U. S.	U. K.	U. S.	U. K.	U. S.	U. K.	U. S.	U. K.	U. S.
Market...	London...	Savannah.	.....		London...	New York.	.....		Manchester, London.	Chicago.	.....	
Unit.....	Cwt.	Gallon.	.....		Cwt.	Pound.	.....		Quarter.	Bushel.	.....	
Base price.	£ s. d.	Dolls.	.....	.....	£ s. d.	Dolls.	.....	.....	£ s. d.	Dolls.	.....	.....
	1 11 0.88	0.4165			3 17 2.50	0.1844			1 11 10	0.9287		
1916—Year	2 6 1.38	.4544	148	133	5 16 1	.1903	150	103	2 17 4.67	1.4165	180	153
Quarters—												
First.....	2 11 5	.5300	165	127	5 6 6	.1845	138	100	2 16 11.67	1.2494	179	135
Second.....	2 6 0	.4133	148	99	6 5 2	.1747	162	95	2 15 7	1.1827	175	127
Third.....	2 1 8	.4141	134	99	5 16 6	.2003	151	109	2 12 10.67	1.4238	166	153
Fourth.....	2 5 4.50	.4600	146	110	5 16 2	.2000	150	108	3 4 1.33	1.8038	201	194
Months—												
January...	2 17 3	.5400	184	130	5 5 0	.1800	136	98	2 14 9	1.2875	172	139
February...	2 10 6	.5500	163	122	5 6 0	.1875	137	102	2 18 0	1.2940	182	139
March.....	2 6 6	.5000	150	120	5 8 6	.1860	141	101	2 18 2	1.1666	183	126
April.....	2 9 0	(a)	158	119	5 19 0	.1688	154	92	2 15 11	1.2313	176	133
May.....	2 4 0	.3550	142	85	6 10 6	.1713	169	93	2 16 3	1.2005	177	129
June.....	2 5 0	.3900	145	94	6 6 0	.1840	163	100	2 14 7	1.1163	171	120
July.....	1 19 9	.3800	128	91	6 0 0	.1950	155	106	2 6 3	1.1878	145	128
August.....	2 1 10.50	.4350	135	104	5 13 0	.2000	146	108	2 13 5	1.4514	168	156
September	2 3 4.50	.4275	140	103	5 16 6	.2060	151	112	2 19 0	1.6322	185	176
October....	2 2 9	.4350	138	104	5 16 6	.1963	151	106	2 18 10	1.7976	185	194
November...	2 4 4.50	.4450	143	107	5 15 6	.1963	150	106	3 2 10	1.8667	197	201
December..	2 9 0	.5000	158	120	5 16 6	.2075	151	113	3 10 8	1.7470	222	188
1917—Year	3 6 2.57	.4475	213	107	6 5 10.50	.2262	163	123	3 15 8.33	2.3211	238	250
Quarters—												
First.....	2 13 8	.5033	173	121	6 5 4	.2162	162	117	3 16 4	1.9170	240	206
Second.....	2 14 1.62	.4325	174	104	6 11 6	.2177	170	118	3 19 11.67	2.6973	251	290
Third.....	2 18 6.25	.3808	188	91	6 13 2	.2323	172	126	3 16 1.33	2.4700	239	266
Fourth.....	4 17 11.31	.4733	315	114	5 13 6	.2389	147	130	3 10 6.33	2.2000	222	237
Months—												
January....	2 13 3.50	.5150	172	124	6 4 0	.2150	161	117	3 15 10	1.9215	238	207
February...	2 14 5.25	.5100	175	122	6 6 0	.2150	163	117	3 15 10	1.8410	238	198
March.....	2 13 4.20	.4850	172	116	6 6 0	.2180	163	118	3 17 4	1.9873	243	214
April.....	2 13 7.50	.4500	173	108	6 5 0	.2200	162	119	4 4 4	2.3100	265	249
May.....	2 14 1.50	.4450	174	107	6 9 6	.2100	168	114	3 17 7	2.9510	244	318
June.....	2 14 6.60	.4025	176	97	7 0 0	.2220	181	120	3 18 0	2.7675	245	298
July.....	2 15 8	.3650	179	88	7 0 0	.2300	181	125	3 18 1	2.5680	245	277
August.....	2 16 10.80	.3825	183	92	6 16 6	.2213	177	120	3 18 2	2.6175	246	282
September	3 2 8.25	.3950	202	95	6 3 0	.2430	159	132	3 12 1	2.2000	226	237
October....	3 17 8.25	.4900	250	118	5 16 6	.2450	151	133	3 10 8	2.2000	222	237
November...	4 15 11.40	.4900	309	118	5 12 0	.2300	145	125	3 10 4	2.2000	221	237
December..	6 0 8.25	.4400	388	106	5 12 0	.2400	145	130	3 10 7	2.2000	222	237
1918—Year	5 16 6.64	.5138	375	123	5 13 9.51	.2737	147	148	3 12 11	2.2352	229	241
Quarters—												
First.....	6 5 1.15	.4242	403	102	5 15 2	.2492	149	135	3 11 6	2.2000	225	237
Second.....	6 0 6.46	.4108	388	99	5 14 6	.2562	148	139	3 13 4	2.2000	230	237
Third.....	5 17 0	.5917	377	142	5 13 6	.2858	147	155	3 14 5.33	2.2444	234	244
Fourth.....	5 5 0	.6283	338	151	5 12 0	.3035	145	165	3 12 4.67	2.2736	227	245
Months—												
January....	6 6 4.50	.4325	407	104	5 15 6	.2500	150	136	3 11 2	2.2000	224	237
February...	6 5 0.75	.4400	402	106	5 15 6	.2475	150	134	3 11 2	2.2000	224	237
March.....	6 4 1.20	.4000	399	96	5 14 6	.2500	148	136	3 12 2	2.2000	227	237
April.....	6 4 3	.3600	400	86	5 14 6	.2625	148	142	3 12 11	2.2000	229	237
May.....	5 19 2.40	.4175	384	100	5 14 6	.2500	148	136	3 13 5	2.2000	231	237
June.....	5 18 6	.4550	381	109	5 14 6	.2575	148	134	3 13 8	2.2000	231	237
July.....	5 16 0	.6150	373	148	5 14 6	.2675	148	145	3 14 4	2.2600	234	243
August....	5 18 4.80	.5450	381	131	5 14 0	.2830	148	153	3 14 4	2.2658	234	244
September	5 16 3	.6150	374	148	5 12 0	.3075	145	167	3 14 8	2.2656	235	244
October....	5 5 0	.5850	338	140	5 12 0	.3050	145	165	3 12 7	2.2655	228	244
November...	5 5 0	.6500	338	156	5 12 0	.3050	145	165	3 12 4	2.2706	227	244
December..	5 5 0	.6500	338	156	5 12 0	.3000	145	165	3 12 3	2.2830	227	246

a No quotation.

b Interpolated.

WHOLESALE PRICES IN THE UNITED KINGDOM AND THE UNITED STATES, BY MONTHS, QUARTERS, AND YEARS, 1913-1918—Continued.

	Wood pulp, chemical, soda.				Wood pulp, chemical, sulphite, bleached.				Wood pulp, mechanical.			
	Actual price.		Relative price.		Actual price.		Relative price.		Actual price.		Relative price.	
	U. K.	U. S.	U. K.	U. S.	U. K.	U. S.	U. K.	U. S.	U. K.	U. S.	U. K.	U. S.
Market . . . . .	London . . . . .	New York . . . . .			London and Manchester . . . . .	New York . . . . .			London and Manchester . . . . .	New York . . . . .		
Unit . . . . .	Ton . . . . .	100 lbs. . . . .			Ton . . . . .	100 lbs. . . . .			Ton . . . . .	100 lbs. . . . .		
Base price. . . . .	£ s. d.	Dolls.			£ s. d.	Dolls.			£ s. d.	Dolls.		
	8 3 6.50	2.1958			11 17 8.50	2.9458			2 2 5.75	22.5000		
1913—Year . . . . .	8 9 0.75	2.2438	103	102	11 19 11	3.0292	101	103	2 3 6.50	22.5833	103	100
Quarters—												
First . . . . .	8 5 10	2.2750	101	104	12 3 0	3.0583	102	104	2 6 4	22.6667	109	101
Second . . . . .	8 12 1	2.2667	105	103	12 4 2	3.0750	103	104	2 3 6	22.3333	102	99
Third . . . . .	8 11 8	2.2333	105	102	12 2 6	3.0333	102	103	2 2 6	23.0000	100	102
Fourth . . . . .	8 6 8	2.2000	102	100	11 10 0	2.9500	97	100	2 1 10	22.3333	98	99
Months—												
January . . . . .	8 2 6	2.2750	99	104	12 0 0	3.0280	101	103	2 5 6	23.0000	107	102
February . . . . .	8 6 3	2.2750	102	104	12 1 6	3.0750	102	104	2 6 9	23.0000	110	102
March . . . . .	8 8 9	2.2750	103	104	12 7 6	3.0750	104	104	2 6 9	22.0000	110	98
April . . . . .	8 11 3	2.2750	105	104	12 7 6	3.0750	104	104	2 3 9	22.0000	103	98
May . . . . .	8 12 6	2.2750	105	104	12 2 6	3.0750	102	104	2 3 0	23.0000	101	102
June . . . . .	8 12 6	2.2500	105	102	12 2 6	3.0750	102	104	2 3 9	22.0000	103	98
July . . . . .	8 12 6	2.2500	105	102	12 2 6	3.0750	102	104	2 3 9	22.5000	103	100
August . . . . .	8 12 6	2.2500	105	102	12 2 6	3.0750	102	104	2 3 9	22.5000	103	100
September . . . . .	8 10 0	2.2000	104	100	12 2 6	2.9500	102	100	2 0 0	24.0000	94	107
October . . . . .	8 6 3	2.2000	102	100	11 10 0	2.9500	97	100	2 0 0	22.0000	94	98
November . . . . .	8 6 3	2.2000	102	100	11 10 0	2.9500	97	100	2 2 3	23.5000	99	104
December . . . . .	8 7 6	2.2000	102	100	11 10 0	2.9500	97	100	2 3 3	21.5000	102	96
1914—Year . . . . .	8 5 6.25	2.2625	101	103	12 18 4	2.9896	109	101	2 3 10.50	20.3750	103	91
Quarters—												
First . . . . .	8 0 5	2.1750	98	99	11 18 4	2.9000	100	98	2 3 9	21.6667	103	96
Second . . . . .	7 15 5	2.1750	95	99	12 0 0	2.9000	101	98	2 1 10	22.0000	98	98
Third . . . . .	8 6 3	2.2417	102	102	13 10 0	2.9417	114	100	2 5 3	19.9583	107	89
Fourth . . . . .	9 0 0	2.4583	110	112	14 5 0	3.2167	120	109	2 4 8	17.8750	105	79
Months—												
January . . . . .	8 0 0	2.1750	98	99	11 10 0	2.9000	97	98	2 3 9	21.5000	103	96
February . . . . .	8 2 6	2.1750	99	99	12 5 0	2.9000	103	98	2 4 0	21.5000	104	96
March . . . . .	7 18 9	2.1750	97	99	12 0 0	2.9000	101	98	2 3 6	22.0000	102	98
April . . . . .	7 18 9	2.1750	97	99	12 0 0	2.9000	101	98	2 3 6	22.0000	102	98
May . . . . .	7 13 9	2.1750	94	99	12 0 0	2.9000	101	98	2 1 0	22.0000	97	98
June . . . . .	7 13 9	2.1750	94	99	12 0 0	2.9000	101	98	2 1 0	22.0000	97	98
July . . . . .	7 13 9	2.1750	94	99	12 0 0	2.8250	101	96	2 1 0	21.2500	97	94
August . . . . .	7 12 6	2.1750	93	99	12 0 0	2.8250	101	96	1 19 9	20.7500	94	92
September . . . . .	9 12 0	2.3750	118	108	16 10 0	3.1750	139	108	2 15 0	17.8750	129	79
October . . . . .	9 15 0	2.4750	119	113	14 5 0	3.2500	120	110	2 9 0	17.8750	115	79
November . . . . .	8 12 6	2.4500	105	112	14 5 0	3.2000	120	109	2 2 6	17.8750	100	79
December . . . . .	8 12 6	2.4500	105	112	14 5 0	3.2000	120	109	2 2 6	17.8750	100	79
1915—Year . . . . .	10 1 9.25	2.4250	123	110	14 7 1	3.0708	121	104	2 18 4.25	16.6771	137	74
Quarters—												
First . . . . .	8 19 2	2.4500	110	112	13 5 0	3.2000	111	109	2 9 5	17.4583	116	78
Second . . . . .	9 10 10	2.4500	117	112	13 5 0	3.2000	111	109	2 17 7	16.7500	136	74
Third . . . . .	10 8 4	2.4500	127	112	13 8 4	2.9000	113	98	3 2 0	16.2500	146	72
Fourth . . . . .	11 8 9	2.3500	140	107	17 10 0	2.9833	147	101	3 4 5	16.2500	152	72
Months—												
January . . . . .	8 17 6	2.4500	109	112	13 5 0	3.2000	111	109	2 4 6	17.8750	105	79
February . . . . .	8 17 6	2.4500	109	112	13 5 0	3.2000	111	109	2 11 3	17.2500	121	77
March . . . . .	9 2 6	2.4500	112	112	13 5 0	3.2000	111	109	2 12 6	17.2500	124	77
April . . . . .	9 12 6	2.4500	118	112	13 5 0	3.2000	111	109	2 16 3	16.7500	132	74
May . . . . .	9 12 6	2.4500	118	112	13 5 0	3.2000	111	109	2 18 0	16.7500	137	74
June . . . . .	9 7 6	2.4500	115	112	13 5 0	3.2000	111	109	2 18 6	16.7500	138	74
July . . . . .	10 3 9	2.4500	125	112	13 5 0	2.9000	111	98	3 0 6	16.2500	142	72
August . . . . .	10 15 0	2.4500	131	112	13 10 0	2.9000	114	98	3 1 9	16.2500	145	72
September . . . . .	10 6 3	2.4500	126	112	13 10 0	2.9000	114	98	3 3 9	16.2500	150	72
October . . . . .	10 10 0	2.3500	128	107	14 10 0	2.9000	122	98	3 3 9	16.2500	150	72
November . . . . .	10 18 9	2.3500	134	107	18 0 0	3.0000	151	102	3 4 0	16.2500	151	72
December . . . . .	12 17 6	2.3500	157	107	20 0 0	3.0500	168	104	3 5 6	16.2500	154	72

WHOLESALE PRICES IN THE UNITED KINGDOM AND THE UNITED STATES, BY MONTHS, QUARTERS, AND YEARS, 1913-1918—Continued.

	Wood pulp, chemical, soda.				Wood pulp, chemical, sulphite, bleached.				Wood pulp, mechanical.			
	Actual price.		Relative price.		Actual price.		Relative price.		Actual price.		Relative price.	
	U. K.	U. S.	U. K.	U. S.	U. K.	U. S.	U. K.	U. S.	U. K.	U. S.	U. K.	U. S.
Market . . . . .	London	New York			London and Manchester	New York			London and Manchester	New York		
Unit . . . . .	Ton	100 lbs.			Ton	100 lbs.			Ton			
Base price . . . . .	£ s. d.	Dolls.			£ s. d.	Dolls.			£ s. d.	Dolls.		
	8 3 6.50	2.1958			11 17 8.50	2.9458			2 2 5.75	22.5000		
1916—Year . . . . .	29 1 3	4.3813	355	200	40 11 8	5.9688	341	203	4 7 6	24.3750	206	108
Quarters—												
First . . . . .	15 0 0	2.4000	183	109	23 6 8	3.8333	196	130	3 17 6	18.6667	182	83
Second . . . . .	27 1 8	4.3333	331	197	40 0 0	5.9167	337	201	4 12 6	21.3333	218	95
Third . . . . .	37 13 4	5.2083	461	237	49 6 8	6.8750	415	233	4 11 8	21.5000	216	96
Fourth . . . . .	36 10 0	5.5833	446	254	49 13 4	7.2500	418	246	4 8 4	36.0000	208	160
Months—												
January . . . . .	12 10 0	2.3500	153	107	20 0 0	3.5000	168	119	3 2 6	16.2500	147	72
February . . . . .	14 0 0	2.4250	171	110	20 0 0	3.5000	168	119	4 2 6	16.2500	194	72
March . . . . .	18 10 0	2.4250	226	110	30 0 0	4.5000	252	153	4 7 6	23.5000	206	104
April . . . . .	19 5 0	4.0000	235	132	30 0 0	5.5000	252	187	4 7 6	24.5000	206	109
May . . . . .	26 0 0	4.5000	318	205	41 10 0	6.1250	349	208	4 15 0	18.7500	224	83
June . . . . .	36 0 0	4.5000	440	205	48 10 0	6.1250	408	208	4 15 0	20.7500	224	92
July . . . . .	36 0 0	5.1250	440	233	48 10 0	6.8750	408	233	5 0 0	21.7500	235	97
August . . . . .	38 0 0	5.2500	465	239	48 10 0	6.8750	408	233	4 10 0	20.7500	212	92
September . . . . .	39 0 0	5.2500	477	239	51 0 0	6.8750	429	233	4 5 0	22.0000	200	98
October . . . . .	38 0 0	5.2500	465	239	51 0 0	6.8750	429	233	4 0 0	30.5000	188	136
November . . . . .	35 15 0	5.7500	437	262	49 0 0	7.2500	412	246	4 7 6	35.0000	206	156
December . . . . .	35 15 0	5.7500	437	262	49 0 0	7.6250	412	259	4 17 6	42.5000	230	189
1917—Year . . . . .	42 5 5	5.3894	517	245	52 1 8	6.9204	438	235	9 4 2	41.5521	434	185
Quarters—												
First . . . . .	33 15 0	5.8681	413	267	45 6 8	8.2813	381	281	5 5 5	44.1250	248	196
Second . . . . .	53 10 0	5.8542	654	267	60 0 0	7.4896	505	254	11 1 8	44.1250	522	196
Third . . . . .	42 10 0	5.2917	520	241	56 10 0	6.1400	475	208	11 5 6	41.7917	430	186
Fourth . . . . .	39 6 8	4.6438	481	207	46 10 0	5.7708	391	196	9 4 7	36.1667	435	161
Months—												
January . . . . .	35 15 0	5.6667	437	258	49 0 0	8.1813	412	278	4 17 6	40.2500	230	179
February . . . . .	32 15 0	5.9375	401	270	43 10 0	8.3625	366	284	5 11 3	42.1250	262	187
March . . . . .	32 15 0	6.0000	401	273	43 10 0	8.3000	366	282	5 7 6	50.0000	253	222
April . . . . .	53 10 0	5.8750	654	268	55 0 0	8.0625	463	274	4 5 0	46.1250	200	205
May . . . . .	53 10 0	5.7500	654	262	62 10 0	7.3750	526	250	14 5 0	42.5000	671	189
June . . . . .	53 10 0	5.9375	654	270	62 10 0	7.0313	526	239	14 15 0	43.7500	695	194
July . . . . .	45 0 0	5.3750	550	245	62 10 0	6.2500	526	212	14 15 0	42.3750	695	188
August . . . . .	45 0 0	5.2500	550	239	53 10 0	5.9950	450	204	9 10 0	42.0000	447	187
September . . . . .	37 10 0	5.2500	459	239	53 10 0	6.1750	450	210	9 10 0	41.0000	447	182
October . . . . .	35 10 0	5.0000	434	228	42 10 0	5.9625	358	202	8 10 0	38.5000	400	171
November . . . . .	37 0 0	4.2750	452	195	43 10 0	5.7250	366	194	8 8 9	35.0000	397	156
December . . . . .	45 10 0	4.3563	556	198	53 19 0	5.6250	450	191	10 15 0	35.0000	506	156
1918—Year . . . . .	40 10 0	4.3438	495	198	51 7 6	6.4375	432	219	11 6 3	30.7083	533	136
Quarters—												
First . . . . .	45 10 0	4.3000	556	196	53 10 0	5.6250	450	191	10 15 0	33.6667	506	150
Second . . . . .	45 6 8	4.3250	554	197	53 10 0	5.7083	450	194	11 10 0	31.3333	541	139
Third . . . . .	35 13 4	4.3750	436	199	49 13 4	6.9167	418	235	11 10 0	27.8333	541	124
Fourth . . . . .	35 10 0	4.3750	434	199	48 16 8	7.5000	411	255	11 10 0	30.0000	541	133
Months—												
January . . . . .	45 10 0	4.3000	556	196	53 10 0	5.6250	450	191	10 15 0	35.0000	506	156
February . . . . .	45 10 0	4.3000	556	196	53 10 0	5.6250	450	191	10 15 0	34.0000	506	151
March . . . . .	45 10 0	4.3000	556	196	53 10 0	5.6250	450	191	10 15 0	32.0000	506	142
April . . . . .	45 10 0	4.3000	556	196	53 10 0	5.6250	450	191	11 10 0	32.0000	541	142
May . . . . .	45 10 0	4.3000	556	196	53 10 0	5.7500	450	195	11 10 0	32.0000	541	142
June . . . . .	45 0 0	4.3750	550	199	53 10 0	5.7500	450	195	11 10 0	30.0000	541	133
July . . . . .	35 0 0	4.3750	428	199	49 0 0	6.2500	412	212	11 10 0	26.5000	541	118
August . . . . .	35 0 0	4.3750	428	199	49 0 0	6.7500	412	229	11 10 0	28.5000	541	127
September . . . . .	37 0 0	4.3750	453	199	51 0 0	7.7500	429	263	11 10 0	28.5000	541	127
October . . . . .	36 10 0	4.3750	446	199	49 0 0	7.7500	412	263	11 10 0	28.5000	541	127
November . . . . .	36 10 0	4.3750	446	199	49 0 0	7.3750	412	250	11 10 0	28.5000	541	127
December . . . . .	33 10 0	4.3750	410	199	48 10 0	7.3750	408	250	11 10 0	33.0000	541	147

WHOLESALE PRICES IN THE UNITED KINGDOM AND THE UNITED STATES, BY MONTHS, QUARTERS, AND YEARS, 1913-1918—Continued.

Market .....	Wool, first series.				Wool, second series.				Wool, third series.									
	Actual price.		Relative price.		Actual price.		Relative price.		Actual price.		Relative price.							
	U. K.	U. S.	U. K.	U. S.	U. K.	U. S.	U. K.	U. S.	U. K.	U. S.	U. K.	U. S.						
	Boston .....				London, Manchester.				Boston .....									
Unit.....	Pound.....		Pound.....		Pound.....		Pound.....		Pound.....		Pound.....							
Base price.	£	s.	d.	Dolls.	£	s.	d.	Dolls.	£	s.	d.	Dolls.						
	0	1	1.79	0.5542	0	2	0.19	0.6433	0	1	0.67	0.9419						
1913—Year	0	1	1.65	.5883	99	106			102	103	0	1	0.56	1.1309	99	120		
Quarters—																		
First.....	0	1	0.58	.6700	91	121	0	2	0.92	.7900	103	123	0	1	0.25	1.1786	97	125
Second.....	0	1	1.50	.6067	98	109	0	2	1.25	(a)	104	b <sup>107</sup>	0	1	0.58	(a)	99	b <sup>125</sup>
Third.....	0	1	2.29	.5233	104	94	0	2	0.67	(a)	102	b <sup>96</sup>	0	1	0.75	1.1786	101	125
Fourth.....	0	1	2.21	.5533	103	100	0	2	0.25	.5700	100	89	0	1	0.67	.9879	100	105
Months—																		
January....	0	0	11.38	.6700	82	121	0	2	0.25	.7900	100	123	0	0	11.75	1.2143	93	129
February....	0	1	1.13	.6700	95	121	0	2	1.25	(a)	104	b <sup>119</sup>	0	1	0.50	1.1786	99	125
March.....	0	1	1.25	.6700	96	121	0	2	1.25	(a)	104	b <sup>115</sup>	0	1	0.50	1.1429	99	121
April.....	0	1	1.25	.7000	96	126	0	2	1.50	(a)	104	b <sup>111</sup>	0	1	0.50	(a)	99	b <sup>123</sup>
May.....	0	1	1.50	.5700	98	103	0	2	1.25	(a)	104	b <sup>107</sup>	0	1	0.50	(a)	99	b <sup>125</sup>
June.....	0	1	1.75	.5500	100	99	0	2	1.25	(a)	104	b <sup>103</sup>	0	1	0.75	(a)	101	b <sup>27</sup>
July.....	0	1	2.25	.5400	103	97	0	2	1.50	(a)	105	b <sup>99</sup>	0	1	0.75	1.2143	101	129
August.....	0	1	2.38	.5000	104	90	0	2	0.25	(a)	100	b <sup>96</sup>	0	1	0.75	1.1786	101	125
September	0	1	2.25	.5300	103	96	0	2	0.25	(a)	100	b <sup>92</sup>	0	1	0.75	1.1429	101	121
October....	0	1	2.50	.5500	105	99	0	2	0.25	.5650	100	88	0	1	0.75	1.1071	101	118
November..	0	1	2.13	.5500	102	99	0	2	0.25	.5700	100	89	0	1	0.75	1.0714	101	114
December..	0	1	2	.5600	102	101	0	2	0.25	.5750	100	89	0	1	0.50	.7857	99	83
1914—Year	0	1	0.69	.5975	92	108	0	2	0.04	.6667	99	104	1	0.83	.8408	101	89	
Quarters—																		
First.....	0	1	1.50	.5600	98	101	0	1	11.33	.6167	96	96	0	1	0.83	.7976	101	85
Second.....	0	1	1.17	.5800	96	105	0	2	0.50	.6700	101	104	0	1	0.42	.8036	98	85
Third.....	0	1	0.50	.6067	91	109	0	2	0.50	.6900	101	107	0	1	0.33	.8371	97	91
Fourth.....	0	0	11.58	.6433	84	106	0	1	11.83	.6900	99	107	0	1	1.75	.9048	109	96
Months—																		
January....	0	1	1.50	.5600	98	101	0	1	11	.6100	95	95	0	1	0.50	.7851	99	83
February....	0	1	1.50	.5600	98	101	0	1	11.50	.6100	97	95	0	1	1	(a)	103	b <sup>85</sup>
March.....	0	1	1.50	.5600	98	101	0	1	11.50	.6300	97	98	0	1	1	(a)	103	b <sup>86</sup>
April.....	0	1	1.50	.5700	98	103	0	2	0.50	.6500	101	101	0	1	0.75	.8214	101	87
May.....	0	1	1.50	.5700	98	103	0	2	0.50	.6700	101	104	0	1	0.25	(a)	97	b <sup>85</sup>
June.....	0	1	0.50	.6000	91	108	0	2	0.50	.6900	101	107	0	1	0.25	.7857	97	83
July.....	0	1	0.50	.6000	91	108	0	2	0.50	.6900	101	107	0	1	0	.8214	95	87
August....	0	1	0.50	.6100	91	110	0	2	0.50	.6900	101	107	0	1	0.50	.8571	99	91
September	0	1	0.50	.6100	91	110	0	2	0.50	.6900	101	107	0	1	0.50	.8929	99	95
October....	0	0	11.75	.6300	85	114	0	2	0.50	.6900	101	107	0	1	1	(a)	103	b <sup>95</sup>
November..	0	0	11.50	.6500	83	117	0	1	11.50	.6900	97	107	0	1	2	(a)	110	b <sup>98</sup>
December..	0	0	11.50	.6500	83	117	0	1	11.50	.6900	97	107	0	1	2.25	.9107	112	97
1915—Year	0	1	0.85	.7375	93	133	0	2	1.08	.7088	104	110	0	1	5.33	1.1815	137	125
Quarters—																		
First.....	0	0	11.83	.6733	86	121	0	1	10.67	.6900	94	107	0	1	3.50	1.0238	122	109
Second.....	0	1	0.83	.7500	93	135	0	2	1	.6900	103	107	0	1	5.50	(a)	138	b <sup>124</sup>
Third.....	0	1	1.33	.7900	97	143	0	2	3	.7200	112	112	0	1	6	1.2444	142	132
Fourth.....	0	1	1.42	.7367	97	133	0	2	1.67	.7350	106	114	0	1	6.33	1.2936	145	137
Months—																		
January....	0	0	11.50	.6700	83	121	0	1	9	.6900	87	107	0	1	1.50	.9643	107	102
February....	0	0	11.50	.6700	83	121	0	1	10	.6900	91	107	0	1	3.50	1.0000	122	106
March.....	0	1	0.50	.6800	91	123	0	2	1	.6900	103	107	0	1	5.50	1.1071	138	113
April.....	0	1	1	.7400	94	134	0	2	1	.6900	103	107	0	1	6	(a)	142	b <sup>121</sup>
May.....	0	1	1	.7400	94	134	0	2	1	.6900	103	107	0	1	5	(a)	134	b <sup>124</sup>
June.....	0	1	0.50	.7700	91	139	0	2	1	.6900	103	107	0	1	5.50	(a)	138	b <sup>127</sup>
July.....	0	1	1	.7700	94	139	0	2	3	.7100	112	110	0	1	6.50	(a)	146	b <sup>130</sup>
August....	0	1	1.50	.8100	98	146	0	2	3	.7250	112	113	0	1	6	1.2500	142	133
September	0	1	1.50	.7900	98	143	0	2	3	.7250	112	113	0	1	5.50	(a)	138	b <sup>134</sup>
October....	0	1	1.25	.7700	96	139	0	2	2	.7250	107	113	0	1	5.50	(a)	138	b <sup>135</sup>
November..	0	1	1	.7200	94	130	0	2	1	.7250	103	113	0	1	6.50	1.2857	146	136
December..	0	1	2	.7200	102	130	0	2	2	.7550	107	117	0	1	7	1.3214	150	140

a No quotation.

b Interpolated.



## WHOLESALE PRICES IN THE UNITED KINGDOM AND THE UNITED STATES, BY MONTHS, QUARTERS, AND YEARS, 1913-1918—Continued.

Market .....	Wool, first series.				Wool, second series.				Wool, third series.			
	Actual price.		Relative price.		Actual price.		Relative price.		Actual price.		Relative price.	
	U. K.	U. S.	U. K.	U. S.	U. K.	U. S.	U. K.	U. S.	U. K.	U. S.	U. K.	U. S.
Unit .....	Pound.....	Pound.....			Pound.....	Pound.....			Pound.....	Pound.....		
	£ s d.	Dolls.			£ s. d.	Dolls.			£ s. d.	Dolls.		
1916—Year.....	0 1 1.79	0.5542			0 2 0.19	0.6433			0 1 0.67	0.9419		
Quarters—	0 1 8.73	.7900	150	143	0 2 10.58	.8758	143	136	0 1 7.98	1.5268	158	162
First.....	0 1 4.33	.7433	116	134	0 2 6.83	.8033	127	125	0 1 8.08	1.4087	158	150
Second.....	0 1 7.50	.8133	141	147	0 2 8.17	.8567	133	133	0 1 7.07	1.4683	155	156
Third.....	0 1 11	.7867	167	142	0 3 0.50	.8783	151	137	0 1 7.50	1.5397	154	163
Fourth.....	0 2 0.08	.8167	175	147	0 3 2.83	.9650	161	150	0 1 8.67	1.6905	163	179
Months—												
January.....	0 1 3.50	.7200	112	130	0 2 5.50	.7900	122	123	0 1 7.50	1.3571	156	144
February.....	0 1 4.75	.7400	121	134	0 2 7.50	.8100	130	126	0 1 8.50	1.4286	162	152
March.....	0 1 4.75	.7700	121	139	0 2 7.50	.8100	130	126	0 1 8	(a)	158	b153
April.....	0 1 5	.8200	123	148	0 2 7	.8400	128	131	0 1 8	(a)	158	b154
May.....	0 1 7.50	.8200	141	148	0 2 7.50	.8650	130	134	0 1 7	1.4643	150	155
June.....	0 1 10	.8000	160	144	0 2 10	.8650	141	134	0 1 8	(a)	158	b158
July.....	0 1 11	.8000	167	144	0 2 10.50	.8650	143	134	0 1 7.50	(a)	154	b160
August.....	0 1 11	.7700	167	139	0 3 1.50	.8850	155	138	0 1 7.50	1.5357	154	163
September.....	0 1 11	.7900	167	143	0 3 1.50	.8850	155	138	0 1 7.50	1.5714	154	167
October.....	0 1 11	.7900	167	143	0 3 1.50	.8850	155	138	0 1 7.50	1.6429	154	174
November.....	0 1 11.75	.8300	172	150	0 3 3	.9550	161	148	0 1 8.50	1.7143	162	182
December.....	0 2 1.50	.8300	185	150	0 3 4	1.0550	165	164	0 1 10	1.7143	174	182
1917—Year.....	0 2 3.65	1.2841	201	232	0 4 7.88	1.5525	231	227	0 2 0.67	2.1101	195	225
Quarters—												
First.....	0 2 2.50	.9700	192	175	0 4 4.50	1.2017	217	187	0 1 9.50	1.8214	185	193
Second.....	0 2 2.67	1.0433	193	188	0 4 6	1.4250	223	222	0 2 1	2.0000	197	212
Third.....	0 2 4	1.3200	203	238	0 4 10.50	1.7583	242	273	0 2 1	2.2262	197	236
Fourth.....	0 2 5.42	1.8033	213	325	0 4 10.50	(a)	242	b284	0 2 1.17	2.4268	199	258
Months—												
January.....	0 2 2.50	.9000	192	162	0 4 4.50	1.0550	217	164	0 1 10	1.7857	174	190
February.....	0 2 2.50	.9800	192	177	0 4 4.50	1.2250	217	190	0 1 11.50	1.8214	185	193
March.....	0 2 2.50	1.0300	192	186	0 4 4.50	1.3250	217	206	0 2 1	1.8571	197	197
April.....	0 2 2.50	1.1000	192	198	0 4 6	1.3250	223	206	0 2 1	1.9286	197	205
May.....	0 2 2.50	1.0000	192	180	0 4 6	1.4250	223	222	0 2 1	2.0000	197	212
June.....	0 2 3	1.0300	196	186	0 4 6	1.5250	223	237	0 2 1	(a)	197	b220
July.....	0 2 3	1.3300	196	240	0 4 10.50	1.6250	242	253	0 2 1	2.1429	197	227
August.....	0 2 4.50	1.4400	207	260	0 4 10.50	1.8250	242	284	0 2 1	2.2143	197	235
September.....	0 2 4.50	1.1900	207	215	0 4 10.50	1.8250	242	284	0 2 1	2.3214	197	246
October.....	0 2 4.75	1.8000	208	315	0 4 10.50	(a)	242	b284	0 2 1	2.4286	197	258
November.....	0 2 5.50	1.8300	214	330	0 4 10.50	(a)	242	b284	0 2 1	2.4286	197	258
December.....	0 2 6	1.7800	218	321	0 4 10.50	(a)	242	b284	0 2 1.50	2.4286	201	258
1918—Year.....		1.6600		299		1.8104		281	0 2 3.83		220	
Quarters—												
First.....	0 2 7	1.6367	225	295	0 4 10.50	(a)	242	b284	0 2 3.33	2.3690	216	252
Second.....		1.6533		298		(a)		b284	0 2 4		221	
Third.....		1.6700		301		(a)		b284	0 2 4		221	
Fourth.....		1.6800		303		1.7667		275	0 2 4		221	
Months—												
January.....	0 2 6	1.6500	218	298	0 4 10.50	(a)	242	b284	0 2 2	(a)	205	b254
February.....	0 2 6	1.5700	218	283	0 4 10.50	(a)	242	b284	0 2 4		221	250
March.....	0 2 9	1.6900	239	305		(a)	(a)	b284	0 2 4		221	
April.....		1,7200		310		(a)	(a)	b284	0 2 4		221	
May.....		1.6300		294		(a)	(a)	b284	0 2 4		221	
June.....		1.6100		290		(a)	(a)	b284	0 2 4		221	
July.....		1.6500		298	(a)	(a)	(c)	b284	0 2 4		221	
August.....		1.6800		303		(a)		b284	0 2 4		221	
September.....		1.6800		303		(a)		b284	0 2 4		221	
October.....		1.6800		303		(a)		b284	0 2 4		221	
November.....		1.6800		303		(a)		b284	0 2 4		221	
December.....		1.6800		303		d 1.6500		b256	0 2 4		221	

a No quotation.

b Interpolated.

c Nominal.

d December, 1918, price that of Government wool auction.

## WHOLESALE PRICES IN THE UNITED KINGDOM AND THE UNITED STATES, BY MONTHS, QUARTERS, AND YEARS, 1913-1918—Continued.

	Wool, fourth series.				Wool, fifth series.				Wool, tops, first series.			
	Actual price.		Relative price.		Actual price.		Relative price.		Actual price.		Relative price.	
	U. K.	U. S.	U. K.	U. S.	U. K.	U. S.	U. K.	U. S.	U. K.	U. S.	U. K.	U. S.
Market Unit	Bradford Pound	Boston Pound			Bradford Pound	Boston Pound			Bradford Pound	Boston Pound		
Base price.	£ s. d. 0 0 8.85	Dolls. 0.1692			£ s. d. 0 1 3.28	Dolls. 0.5228			£ s. d. 0 1 3.92	Dolls. 0.4658		
1913—Year	8.71	.1900	98	112	0 1 3.13	.5279	99	101	0 1 3.81	.5533	99	119
Quarters—												
First	0 0 8.58	.1950	97	115	0 1 2.75	.5950	97	114	0 1 4.17	.5633	102	121
Second	0 0 8.75	.1950	99	115	0 1 3	.5138	98	98	0 1 4.25	.5700	102	122
Third	0 0 8.83	.1950	100	115	0 1 3.50	.5100	101	98	0 1 3.83	.5700	99	122
Fourth	0 0 8.67	.1750	98	103	0 1 3.25	.4927	100	94	0 1 3	.5100	94	109
Months—												
January	0 0 8.50	.1950	96	115	0 1 2.75	.6175	97	118	0 1 3.75	.5600	99	120
February	0 0 8.50	.1950	96	115	0 1 2.75	.6050	97	116	0 1 4.25	(a)	102	b181
March	0 0 8.75	.1950	99	115	0 1 2.75	.5690	97	109	0 1 4.50	(a)	104	b182
April	0 0 8.75	.1950	99	115	0 1 2.75	.5225	97	100	0 1 4.25	.5700	102	122
May	0 0 8.75	.1950	99	115	0 1 2.75	.5100	97	98	0 1 4.25	(a)	102	b182
June	0 0 8.75	.1950	99	115	0 1 3.50	.5100	101	98	0 1 4.25	(a)	102	b182
July	0 0 9	.1950	102	115	0 1 3.50	.5100	101	98	0 1 4	↑.5700	101	122
August	0 0 8.75	.1950	99	115	0 1 3.50	.5100	101	98	0 1 3.75	(a)	99	b182
September	0 0 8.75	.1950	99	115	0 1 3.50	.5100	101	98	0 1 3.75	(a)	99	b182
October	0 0 8.75	.1850	99	109	0 1 3.50	.4950	101	95	0 1 3.50	.5700	97	122
November	0 0 8.75	.1850	99	109	0 1 3.25	.4930	100	94	0 1 3	(a)	94	b169
December	0 0 8.50	.1550	96	92	0 1 3	.4900	98	94	0 1 2.50	(a)	91	b97
1914—Year	0 0 8.73	.1583	99	94	0 1 3.75	.5711	103	109	0 1 4.96	.4075	107	87
Quarters—												
First	0 0 8.75	.1517	99	90	0 1 3.17	.5238	99	100	0 1 4.42	.3900	103	84
Second	0 0 9.17	.1550	104	92	0 1 3.25	.5646	100	108	0 1 4.42	.3933	103	84
Third	0 0 8.50	.1500	96	89	0 1 3.08	.5942	99	114	0 1 3.83	.4067	99	87
Fourth	0 0 8.50	.1767	96	104	0 1 5.50	.6015	115	115	0 1 7.17	.4400	120	94
Months—												
January	0 0 8.50	.1450	96	86	0 1 3	.5000	98	96	0 1 4.25	.3900	102	84
February	0 0 8.50	.1550	96	92	0 1 2.75	.5325	97	102	0 1 4.25	(a)	102	b84
March	0 0 9.25	.1550	105	92	0 1 3.75	.5450	103	104	0 1 4.75	(a)	105	b84
April	0 0 9.25	.1550	105	92	0 1 3.50	.5450	101	104	0 1 4.50	.3900	104	84
May	0 0 9.25	.1550	105	92	0 1 3.25	.5630	100	108	0 1 4.50	(a)	104	b84
June	0 0 9	.1550	102	92	0 1 3	.5863	98	112	0 1 4.25	(a)	102	b85
July	0 0 8.50	.1500	96	89	0 1 3	.5900	98	113	0 1 4	.4000	101	86
August	0 0 8.50	.1500	96	89	0 1 3.25	.5890	100	113	0 1 3.75	(a)	99	b87
September	0 0 8.50	.1500	96	89	0 1 3	.6050	98	116	0 1 3.75	(a)	99	b89
October	0 0 8.50	.1500	96	89	0 1 4.50	.5870	108	114	0 1 7	.4200	119	90
November	0 0 8.50	.1750	96	103	0 1 6	.6025	118	115	0 1 7.50	(a)	122	b84
December	0 0 8.50	.2050	96	121	0 1 6	.6063	118	116	0 1 7	(a)	119	b99
1915—Year	0 0 10.50	.2575	119	152	0 1 9.13	.6932	138	133	0 2 0.04	.5717	151	123
Quarters—												
First	0 0 9.17	.2317	104	137	0 1 7.50	.6646	128	127	0 1 10	.5067	138	109
Second	0 0 10.33	.2533	117	150	0 1 9	.6992	137	134	0 2 1.50	.5700	160	122
Third	0 0 10.75	.2600	121	154	0 1 10	.7038	144	135	0 2 0.33	.5933	153	127
Fourth	0 0 11.75	.2850	133	168	0 1 10	.7050	144	135	0 2 0.33	.6167	153	132
Months—												
January	0 0 8.50	.2150	96	127	0 1 6.50	.6150	121	118	0 1 8	.4800	126	103
February	0 0 9	.2400	102	142	0 1 7.50	.6813	128	130	0 1 10	(a)	138	b109
March	0 0 10	.2400	113	142	0 1 8.50	.7100	134	136	0 2 0	(a)	151	b114
April	0 0 10.25	.2400	116	142	0 1 9.50	.7100	141	136	0 2 2	.5600	163	120
May	0 0 10.50	.2600	119	154	0 1 8.50	.6980	134	134	0 2 1	(a)	157	b122
June	0 0 10.25	.2600	116	154	0 1 9	.6900	137	132	0 2 1.50	(a)	160	b126
July	0 0 10.75	.2600	121	154	0 1 10.50	.7020	147	134	0 2 1.50	.5900	160	127
August	0 0 10.75	.2600	121	154	0 1 10	.7050	144	135	0 2 0	(a)	151	b127
September	0 0 10.75	.2600	121	154	0 1 9.50	.7050	141	135	0 1 11.50	(a)	148	b128
October	0 0 11.50	.2750	130	163	0 1 9.50	.7030	141	134	0 1 11	.6000	144	129
November	0 0 11.75	.2900	133	171	0 1 10	.6950	144	133	0 2 0	(a)	151	b132
December	0 1 0	.2900	136	171	0 1 10.50	.7175	147	137	0 2 2	(a)	163	b136

a No quotation.

b Interpolated.

## WHOLESALE PRICES IN THE UNITED KINGDOM AND THE UNITED STATES, BY MONTHS, QUARTERS, AND YEARS, 1913-1918—Continued.

	Wool, fourth series.				Wool, fifth series.				Wool, tops, first series.			
	Actual price.		Relative price.		Actual price.		Relative price.		Actual price.		Relative price.	
	U. K.	U. S.	U. K.	U. S.	U. K.	U. S.	U. K.	U. S.	U. K.	U. S.	U. K.	U. S.
Market Unit	Bradford Pound	Boston Pound			Bradford Pound	Boston Pound			Bradford Pound	Boston Pound		
Base price.	£ 0 0 8.85	Dolls. 0.1692			£ 0 1 3.28	Dolls. 0.5228			£ 0 1 3.92	Dolls. 0.4658		
1916—Year	0 1 2.69	.2992	166	177	0 1 11.79	.8362	156	160	0 2 4.06	.7125	176	153
Quarters—												
First	0 1 2	.2933	158	173	0 1 11.83	.7531	156	144	0 2 4	.6667	176	143
Second	0 1 2.67	.2950	166	174	0 1 10.83	.7931	149	152	0 2 3.98	.7100	170	152
Third	0 1 2.75	.2983	167	176	0 1 11.08	.8562	151	164	0 2 2.50	.7267	166	156
Fourth	0 1 3.33	.3100	173	183	0 2 1.42	.9423	166	180	0 2 6.67	.7467	193	160
Months—												
January	0 1 1	.2900	147	171	0 2 0	.7380	157	141	0 2 4.50	.6500	179	140
February	0 1 2	.2950	158	174	0 2 0	.7575	157	145	0 2 4.50	(a)	179	b143
March	0 1 3	.2950	169	174	0 1 11.50	.7675	154	147	0 2 3	(a)	170	b147
April	0 1 3	.2950	169	174	0 1 11	.7750	151	148	0 2 3	.7000	170	150
May	0 1 2.25	.2950	161	174	0 1 10	.7988	144	133	0 2 3.50	(a)	173	b152
June	0 1 2.75	.2950	167	174	0 1 11.50	.8100	154	155	0 2 2.75	(a)	168	b155
July	0 1 2.75	.2950	167	174	0 1 11	.8475	151	162	0 2 2	.7300	163	157
August	0 1 2.75	.3000	167	177	0 1 11	.8600	151	164	0 2 2.50	(a)	166	b156
September	0 1 2.75	.3000	167	177	0 1 11.25	.8600	152	164	0 2 3	(a)	170	b155
October	0 1 3	.3000	169	177	0 1 11.25	.8725	152	167	0 2 3.50	.7200	173	155
November	0 1 3	.3100	169	183	0 2 1	.9363	164	179	0 2 7.50	(a)	198	b160
December	0 1 4	.3200	181	189	0 2 4	1.0030	183	192	0 2 9	(a)	207	b166
1917—Year	0 1 4.83	.4242	190	251	0 2 5.79	1.4634	195	280	0 2 8.08	1.0233	202	220
Quarters—												
First	0 1 4.33	.4117	185	243	0 2 3.50	1.1381	180	218	0 2 8.33	.8067	203	173
Second	0 1 5	.4350	192	257	0 2 5	1.3385	190	256	0 2 9	.9033	207	194
Third	0 1 5	.4250	192	251	0 2 7	1.6250	203	311	0 2 7	1.1300	195	243
Fourth	0 1 5	.4250	192	251	0 2 7.67	1.7519	207	335	0 2 8	1.2533	201	269
Months—												
January	0 1 4	.3850	181	228	0 2 3	1.0938	177	209	0 2 8	.8000	201	172
February	0 1 4	.4150	181	245	0 2 2.50	1.1113	173	213	0 2 8	(a)	201	b173
March	0 1 5	.4350	192	257	0 2 5	1.1950	190	229	0 2 9	(a)	207	b175
April	0 1 5	.4350	192	257	0 2 5	1.2313	190	236	0 2 10	.8200	214	176
May	0 1 5	.4350	192	257	0 2 5	1.2875	190	246	0 2 10	(a)	214	b194
June	0 1 5	.4350	192	257	2 5	1.4650	190	280	0 2 7	(a)	195	b212
July	0 1 5	.4250	192	251	0 2 7	1.4750	203	282	0 2 7	1.0700	195	230
August	0 1 5	.4250	192	251	0 2 7	1.6500	203	316	0 2 7	(a)	195	b243
September	0 1 5	.4250	192	251	0 2 7	1.7250	203	330	0 2 7	(a)	195	b255
October	0 1 5	.4250	192	251	0 2 7	1.7250	203	330	0 2 7	1.2500	195	268
November	0 1 5	.4250	192	251	0 2 7	1.7500	203	335	0 2 7	(a)	195	b269
December	0 1 5	.4250	192	251	0 2 9	1.7750	216	340	0 2 10	(a)	214	b270
1918—Year	0 1 6.83	.4238	213	250	(a)	1.6527	(a)	316	0 3 0.25	.....	228	...
Quarters—												
First	0 1 6.33	.4250	207	251	(a)	1.7404	(a)	333	0 2 10	1.2617	214	271
Second	0 1 7	.4000	215	236	(a)	1.6888	(a)	323	0 3 1	(a)	232	b272
Third	0 1 7	.4350	215	257	(a)	1.6550	(a)	317	0 3 1	1.2700	232	273
Fourth	0 1 7	.4350	215	257	(a)	1.5267	(a)	292	0 3 1	(a)	232	(a)
Months—												
January	0 1 5	.4250	192	251	(a)	1.7750	(a)	340	0 2 10	1.2600	214	271
February	0 1 7	.4250	215	251	(a)	1.7250	(a)	330	0 2 10	(a)	214	b277
March	0 1 7	.4250	215	251	(a)	1.7250	(a)	330	0 2 10	(a)	214	b271
April	0 1 7	.4000	215	236	(a)	1.7650	(a)	338	0 3 1	(a)	232	b272
May	0 1 7	.4000	215	236	(a)	1.6550	(a)	317	0 3 1	(a)	232	b272
June	0 1 7	.4000	215	236	(a)	1.6550	(a)	317	0 3 1	(a)	232	b272
July	0 1 7	.4350	215	257	(a)	1.6550	(a)	317	0 3 1	1.2700	232	273
August	0 1 7	.4350	215	257	(a)	1.6550	(a)	317	0 3 1	(a)	232	(a)
September	0 1 7	.4350	215	257	(a)	1.6500	(a)	317	0 3 1	(a)	232	(a)
October	0 1 7	.4350	215	257	(a)	1.6550	(a)	317	0 3 1	(a)	232	(a)
November	0 1 7	.4350	215	257	(a)	(a)	(a)	b317	0 3 1	(a)	232	(a)
December	0 1 7	.4350	215	257	(a)	1.2700	(a)	243	0 3 1	(a)	232	(a)

a No quotation.

b Interpolated.

## WHOLESALE PRICES IN THE UNITED KINGDOM AND THE UNITED STATES, BY MONTHS, QUARTERS, AND YEARS, 1913-1918—Continued.

Market Unit	Wool, tops, second series.				Wool, tops, third series.				Wool, tops, fourth series.			
	Actual price.		Relative price.		Actual price.		Relative price.		Actual price.		Relative price.	
	U. K.	U. S.	U. K.	U. S.	U. K.	U. S.	U. K.	U. S.	U. K.	U. S.	U. K.	U. S.
	Bradford Pound.	Boston Pound.			Bradford Pound.	Boston Pound.			Bradford Pound.	Boston Pound.		
Base price.	£ s. d. 0 1 7.54	Dolls. 0.4803			£ s. d. 0 2 4.25	Dolls. 0.6292			£ s. d. 0 2 6.17	Dolls. 0.7600		
1913—Year	0 1 8	.5355	102	111	0 2 4.46	.6567	101	104	0 2 6.15	.8392	100	110
Quarters—												
First	0 1 8.75	.5879	106	122	0 2 5.17	.7233	103	115	0 2 6.83	(a)	102	b113
Second	0 1 8.50	(a)	105	b116	0 2 5.25	.6800	104	108	0 2 7	.8500	103	112
Third	0 1 7.67	(a)	101	b108	0 2 4.25	.6167	100	98	0 2 5.92	(a)	.99	b112
Fourth	0 1 7.08	(a)	98	b101	0 2 3.17	.6067	96	96	0 2 4.83	.7967	96	105
Months—												
January	0 1 8.25	.6000	104	125	0 2 4.50	.7300	101	116	0 2 6.50	(a)	101	b114
February	0 1 9	(a)	107	b122	0 2 5.50	(a)	104	b116	0 2 7	(a)	103	b113
March	0 1 9	(a)	107	b120	0 2 5.50	(a)	104	b114	0 2 7	(a)	103	b113
April	0 1 8.50	(a)	105	b118	0 2 5.25	.7100	104	113	0 2 7	.8500	103	112
May	0 1 8.50	(a)	105	b115	0 2 5.25	(a)	104	b108	0 2 7	(a)	103	b112
June	0 1 8.50	(a)	105	b113	0 2 5.25	(a)	104	b103	0 2 7	(a)	103	b112
July	0 1 8	(a)	102	b110	0 2 4.75	.6200	102	99	0 2 6.50	(a)	101	b112
August	0 1 7.50	(a)	100	b108	0 2 4	(a)	99	b 98	0 2 5.75	(a)	99	b112
September	0 1 7.50	(a)	100	b105	0 2 4	(a)	99	b 97	0 2 5.50	(a)	98	b112
October	0 1 7.50	(a)	100	b103	0 2 4	.6100	99	97	0 2 5.50	.8500	98	112
November	0 1 7.25	(a)	99	b101	0 2 3.25	(a)	96	b 96	0 2 5	(a)	96	b106
December	0 1 6.50	(a)	95	b 98	0 2 2.25	(a)	93	b 96	0 2 4	(a)	93	b 98
1914—Year	0 1 9.02	.4600	108	96	0 2 4.63	.6800	101	108	0 2 6.52	.6992	101	92
Quarters—												
First	0 1 7.33	.4600	99	96	0 2 3.83	.6200	99	99	0 2 6.42	.6933	101	91
Second	0 1 8.08	.4600	103	96	0 2 5.75	.6733	105	107	0 2 7.50	.7000	104	92
Third	0 1 7.92	.4600	102	96	0 2 5.33	.7067	104	112	0 2 7.17	.6967	103	92
Fourth	0 2 0.75	.4600	127	96	0 2 3.58	.7200	98	114	0 2 5	.7067	96	93
Months—												
January	0 1 6.50	.4600	95	96	0 2 3	.6000	96	95	0 2 6.75	.6900	102	91
February	0 1 7.50	(a)	100	b 96	0 2 4	(a)	99	b 99	0 2 6	(a)	99	b 91
March	0 1 8	(a)	102	b 96	0 2 4.50	(a)	101	b102	0 2 6.50	(a)	101	b 92
April	0 1 8	.4600	102	96	0 2 5.25	.6600	104	105	0 2 7	.7000	103	92
May	0 1 8	(a)	102	b 96	0 2 6	(a)	106	b107	0 2 7.50	(a)	104	b 92
June	0 1 8.25	(a)	104	b 96	0 2 6	(a)	106	b109	0 2 8	(a)	106	b 92
July	0 1 8.25	.4600	104	96	0 2 6.50	.7000	108	111	0 2 8.50	.7000	108	92
August	0 1 8	(a)	102	b 96	0 2 6	(a)	106	b112	0 2 7.50	(a)	104	b 92
September	0 1 7.50	(a)	100	b 96	0 2 3.50	(a)	97	b113	0 2 5.50	(a)	98	b 91
October	0 1 11.25	.4600	119	96	0 2 4.75	.7200	102	114	0 2 7	.6900	103	91
November	0 2 1.50	(a)	131	b 96	0 2 6	(a)	106	b114	0 2 6.50	(a)	101	b 93
December	0 2 1.50	(a)	131	b 96	0 2 0	(a)	85	b114	0 2 1.50	(a)	85	b 96
1915—Year	0 2 4.83	.6517	148	136	0 2 11.33	.7688	125	122	0 3 0.88	.7967	122	105
Quarters—												
First	0 2 2	.5867	133	122	0 2 3.83	.7300	99	160	0 2 4.17	.7400	93	97
Second	0 2 5.17	.6333	149	132	0 2 10.67	.7550	123	120	0 3 0.50	.7733	121	102
Third	0 2 6.50	.6900	156	144	0 3 4	(a)	142	b122	0 3 6.33	.8300	140	109
Fourth	0 2 5.67	.6967	152	145	0 3 2.83	.8200	137	130	0 3 4.50	.8433	134	111
Months—												
January	0 2 1	.5800	128	121	0 2 1.50	.7200	90	114	0 2 2	.7400	86	97
February	0 2 1.50	(a)	131	b122	0 2 4	(a)	99	b116	0 2 3.50	(a)	91	b 97
March	0 2 3.50	(a)	141	b124	0 2 6	(a)	106	b118	0 2 7	(a)	103	b 97
April	0 2 4	.6000	143	125	0 2 7	.7500	110	119	0 2 8.50	.7400	108	97
May	0 2 4.50	(a)	146	b132	0 2 9	(a)	117	b120	0 2 11	(a)	116	b102
June	0 2 7	(a)	159	b139	0 3 4	(a)	142	b121	0 3 6	(a)	139	b108
July	0 2 8.50	.7000	166	146	0 3 6	(a)	149	b122	0 3 8	.8400	146	111
August	0 2 6.50	(a)	156	b144	0 3 4	(a)	142	b122	0 3 7	(a)	143	b109
September	0 2 4.50	(a)	146	b143	0 3 2	(a)	135	b123	0 3 4	(a)	133	b108
October	0 2 3.50	.6700	141	139	0 3 1	.7800	131	124	0 3 2	.8100	126	107
November	0 2 5	(a)	148	b145	0 3 0.50	(a)	129	b130	0 3 3.50	(a)	131	b111
December	0 2 8.50	(a)	166	b151	0 3 7	(a)	152	b137	0 3 8	(a)	146	b116

a No quotation.

b Interpolated.

WHOLESALE PRICES IN THE UNITED KINGDOM AND THE UNITED STATES, BY MONTHS, QUARTERS, AND YEARS, 1913-1918—Continued.

Market Unit	Wool, tops, second series.				Wool, tops, third series.				Wool, tops, fourth series.			
	Actual price.		Relative price.		Actual price.		Relative price.		Actual price.		Relative price.	
	U. K.	U. S.	U. K.	U. S.	U. K.	U. S.	U. K.	U. S.	U. K.	U. S.	U. K.	U. S.
Bradford Pound	£ s. d.	Boston Pound	Dolls.	Bradford Pound	£ s. d.	Boston Pound	Dolls.	Bradford Pound	£ s. d.	Boston Pound	Dolls.	
Base price.	0 1 7.54	0.4903		0 2 4.25	0.6292			0 2 6.17	0.7600			
1916—Year	0 2 10.15	.8552	175 178	0 4 3.09	1.0583	181 168		0 4 5.46	1.0525	177 138		
Quarters—												
First	0 2 9.25	.7688	170 160	0 3 7.17	.9200	153 146		0 3 8.83	.9333	149 123		
Second	0 2 8.50	(a)	166 <sup>b172</sup>	0 3 10.83	.9900	166 157		0 4 1.33	1.0033	164 132		
Third	0 2 8.58	(a)	167 <sup>b184</sup>	0 4 4.67	(a)	186 <sup>b172</sup>		0 4 7.67	(a)	185 <sup>b141</sup>		
Fourth	0 3 2.25	.9450	196 197	0 5 1.67	1.2433	218 193		0 5 4	1.2000	212 158		
Months—												
January	0 2 10.25	.7500	175 156	0 3 8	.9000	156 143		0 3 10	.9100	152 120		
February	0 2 9.50	(a)	171 <sup>b160</sup>	0 3 8	(a)	156 <sup>b146</sup>		0 3 9.50	(a)	151 <sup>b123</sup>		
March	0 2 8	(a)	164 <sup>b164</sup>	0 3 5.50	(a)	147 <sup>b149</sup>		0 3 7	(a)	143 <sup>b126</sup>		
April	0 2 8.25	(a)	165 <sup>b168</sup>	0 3 7.50	.9600	154 153		0 3 9	.9800	149 129		
May	0 2 8.25	(a)	165 <sup>b172</sup>	0 3 10.50	(a)	165 <sup>b157</sup>		0 4 1	(a)	162 <sup>b132</sup>		
June	0 2 9	(a)	169 <sup>b176</sup>	0 4 2.50	(a)	179 <sup>b162</sup>		0 4 6	(a)	179 <sup>b135</sup>		
July	0 2 8.50	(a)	166 <sup>b180</sup>	0 4 5	(a)	188 <sup>b167</sup>		0 4 7.50	(a)	184 <sup>b138</sup>		
August	0 2 8.50	(a)	166 <sup>b184</sup>	0 4 4.50	(a)	186 <sup>b172</sup>		0 4 7.50	(a)	184 <sup>b141</sup>		
September	0 2 8.75	(a)	168 <sup>b187</sup>	0 4 4.50	(a)	186 <sup>b176</sup>		0 4 8	(a)	186 <sup>b144</sup>		
October	0 2 9.25	.9200	170 192	0 4 6	1.1400	191 181		0 4 7	1.1200	182 147		
November	0 3 2.50	(a)	197 <sup>b197</sup>	0 5 4	(a)	227 <sup>b198</sup>		0 5 7	(a)	222 <sup>b158</sup>		
December	0 3 7	(a)	220 <sup>b202</sup>	0 5 7	(a)	237 <sup>b214</sup>		0 5 10	(a)	232 <sup>b168</sup>		
1917—Year	0 3 7.50	1.2667	223 264	0 5 7.33	1.8167	238 289		0 5 10.58	1.7598	234 232		
Quarters—												
First	0 3 7	(a)	220 <sup>b212</sup>	0 5 7.33	1.5000	238 238		0 5 10.33	1.4400	233 <sup>b189</sup>		
Second	0 3 9	1.1800	230 246	0 5 8.67	1.7167	243 273		0 6 3	1.6666	240 219		
Third	0 3 6	1.4166	215 295	0 5 6	1.9800	234 315		0 5 9	(a)	229 <sup>b246</sup>		
Fourth	0 3 8	1.4500	225 302	0 5 7.33	(a)	238 <sup>b329</sup>		0 5 10.67	(a)	234 <sup>b272</sup>		
Months—												
January	0 3 7	(a)	220 <sup>b207</sup>	0 5 7	1.4500	237 230		0 5 10	(a)	232 <sup>b179</sup>		
February	0 3 6	(a)	215 <sup>b212</sup>	0 5 6	(a)	234 <sup>b238</sup>		0 5 9	(a)	229 <sup>b189</sup>		
March	0 3 8	(a)	225 <sup>b218</sup>	0 5 9	(a)	244 <sup>b246</sup>		0 6 0	(a)	239 <sup>b200</sup>		
April	0 3 9	1.0700	230 223	0 5 10	1.6000	248 254		0 6 2	1.6000	245 211		
May	0 3 9	(a)	230 <sup>b248</sup>	0 5 10	(a)	248 <sup>b273</sup>		0 6 2	(a)	245 <sup>b219</sup>		
June	0 3 9	(a)	230 <sup>b269</sup>	0 5 6	(a)	234 <sup>b291</sup>		0 5 9	(a)	229 <sup>b228</sup>		
July	0 3 6	1.4000	215 292	0 5 6	1.9500	234 310		0 5 9	(a)	229 <sup>b237</sup>		
August	0 3 6	(a)	215 <sup>b295</sup>	0 5 6	(a)	234 <sup>b316</sup>		0 5 9	(a)	229 <sup>b246</sup>		
September	0 3 6	(a)	215 <sup>b298</sup>	0 5 6	(a)	234 <sup>b319</sup>		0 5 9	(a)	229 <sup>b254</sup>		
October	0 3 6	1.4500	215 302	0 5 6	(a)	234 <sup>b324</sup>		0 5 9	(a)	229 <sup>b263</sup>		
November	0 3 6	(a)	215 <sup>b302</sup>	0 5 6	(a)	234 <sup>b329</sup>		0 5 9	(a)	229 <sup>b273</sup>		
December	0 4 0	(a)	246 <sup>b302</sup>	0 5 10	(a)	248 <sup>b334</sup>		0 6 2	(a)	245 <sup>b281</sup>		
1918—Year	0 4 2.25		257	0 6 0.25		256		0 6 4.25		253		
Quarters—												
First	0 4 0	1.4917	246 311	0 5 10	2.1533	248 342		0 6 2	2.2000	245 289		
Second	0 4 3	(a)	261 <sup>b337</sup>	0 6 1		258		0 6 5	2.2333	255 294		
Third	0 4 3		261	0 6 1		258		0 6 5	2.3000	255 303		
Fourth	0 4 3		261	0 6 1		258		0 6 5		255		
Months—												
January	0 4 0	1.4500	246 302	0 5 10	2.1300	248 338		0 6 2	2.2000	245 289		
February	0 4 0	(a)	246 <sup>b311</sup>	0 5 10	(a)	248 <sup>b342</sup>		0 6 2	(a)	245 <sup>b289</sup>		
March	0 4 0	(a)	246 <sup>b319</sup>	0 5 10	(a)	248 <sup>b346</sup>		0 6 2	(a)	245 <sup>b289</sup>		
April	0 4 3	(a)	261 <sup>b328</sup>	0 6 1	2.2000	258 350		0 6 5	2.2000	255 289		
May	0 4 3	(a)	261 <sup>b337</sup>	0 6 1		258		0 6 5	(a)	255 <sup>b294</sup>		
June	0 4 3	(a)	261 <sup>b346</sup>	0 6 1		258		0 6 5	(a)	255 <sup>b298</sup>		
July	0 4 3	1.7000	261 354	0 6 1		258		0 6 5	2.3000	255 303		
August	0 4 3		261	0 6 1		258		0 6 5	(a)	255 <sup>b302</sup>		
September	0 4 3		261	0 6 1		258		0 6 5	(a)	255 <sup>b303</sup>		
October	0 4 3		261	0 6 1		258		0 6 5	2.3000	255 303		
November	0 4 3		261	0 6 1		258		0 6 5		255		
December	0 4 3		261	0 6 1		258		0 6 5		255		

<sup>a</sup> No quotation.

<sup>b</sup> Interpolated.

WHOLESALE PRICES IN THE UNITED KINGDOM AND THE UNITED STATES, BY MONTHS, QUARTERS, AND YEARS, 1913-1918—Continued.

Market .....	Wool yarns, first series.				Wool yarns, second series.				Wool yarns, third series.			
	Actual price.		Relative price.		Actual price.		Relative price.		Actual price.		Relative price.	
	U. K.	U. S.	U. K.	U. S.	U. K.	U. S.	U. K.	U. S.	U. K.	U. S.	U. K.	U. S.
Unit .....	Pound .....		American markets.		Pound .....		American markets.		Pound .....		Boston	
Base price.	£ s. d.	Dolls.			£ s. d.	Dolls.			£ s. d.	Dolls.		
1913—Year .....	0 3 2.04	1.0542	102	108	0 1 8.63	.6438	101	107	0 1 9.79	.7783	102	108
Quarters—												
First .....	0 3 2.83	1.1500	104	118	0 1 8.83	.7000	102	116	0 1 10.08	.8400	103	116
Second .....	0 3 3	1.0750	105	110	0 1 9	.6667	103	111	0 1 10.50	.8000	105	111
Third .....	0 3 2.17	1.0167	103	104	0 1 8.50	.6083	100	101	0 1 9.83	.7542	102	104
Fourth .....	0 3 0.17	.9750	97	100	0 1 8.17	.6000	99	100	0 1 8.75	.7192	97	100
Months—												
January .....	0 3 2.50	1.1500	104	118	0 1 8.50	.7000	100	116	0 1 9.75	(a)	101	b116
February .....	0 3 3	1.1500	105	118	0 1 9	.7000	103	116	0 1 10	(a)	103	b116
March .....	0 3 3	1.1500	105	118	0 1 9	.7000	103	116	0 1 10.50	.8400	105	116
April .....	0 3 3	1.1000	105	113	0 1 9	.7000	103	116	0 1 10.50	(a)	105	b118
May .....	0 3 3	1.0750	105	110	0 1 9	.6500	103	108	0 1 10.50	(a)	105	b118
June .....	0 3 3	1.0500	105	108	0 1 9	.6500	103	108	0 1 10.50	.7750	105	107
July .....	0 3 2.50	1.0500	104	108	0 1 8.50	.6250	100	104	0 1 10	.7375	103	102
August .....	0 3 2.50	1.0250	104	105	0 1 8.50	.6000	100	100	0 1 10	.7625	103	106
September .....	0 3 1.50	.9750	101	100	0 1 8.50	.6000	100	100	0 1 9.50	.7625	100	106
October .....	0 3 0.50	.9750	98	100	0 1 8.50	.6000	100	100	0 1 9	.7625	98	106
November .....	0 3 0.30	.9750	98	100	0 1 8	.6000	98	100	0 1 8.75	.6975	97	97
December .....	0 2 11.50	.9750	96	100	0 1 8	.6000	98	100	0 1 8.50	.6975	96	97
1914—Year .....	0 3 1.67	.9813	101	101	0 1 8.65	.6000	101	100	0 1 10.33	.7183	104	99
Quarters—												
First .....	0 3 0.17	.9500	97	97	0 1 8.50	.6000	100	100	0 1 9	.7025	98	97
Second .....	0 3 2.17	.9583	103	98	0 1 8.50	.6000	100	100	0 1 10.25	.7125	104	99
Third .....	0 3 2	.9750	102	100	0 1 7.50	.6000	96	100	0 1 9.75	.7375	101	102
Fourth .....	0 3 2.33	1.0417	103	107	0 1 10.08	.6000	108	100	0 2 0.33	.7208	113	100
Months—												
January .....	0 2 11.50	.9500	96	97	0 1 8	.6000	98	100	0 1 8	.6975	93	97
February .....	0 3 0	.9500	97	97	0 1 8.50	.6000	100	100	0 1 9	.6975	98	97
March .....	0 3 1	.9500	100	97	0 1 9	.6000	103	100	0 1 10	.7125	103	99
April .....	0 3 1.50	.9500	101	97	0 1 8.50	.6000	100	100	0 1 10.25	.7125	104	99
May .....	0 3 2.50	.9500	104	97	0 1 8.50	.6000	100	100	0 1 10.25	.7125	104	99
June .....	0 3 2.50	.9750	104	100	0 1 8.50	.6000	100	100	0 1 10.25	.7125	104	99
July .....	0 3 2.50	.9750	104	100	0 1 8	.6000	98	100	0 1 10	.7375	103	102
August .....	0 3 2.50	.9750	104	100	0 1 7.50	.6000	96	100	0 1 9.75	.7375	101	102
September .....	0 3 1	.9750	100	100	0 1 7	.6000	93	100	0 1 9.50	.7375	100	102
October .....	0 3 1.50	1.0250	101	105	0 1 8.25	.6000	99	100	0 1 11.50	.7375	110	102
November .....	0 3 2.50	1.0500	104	108	0 1 10	.6000	108	100	0 2 0	.7125	112	99
December .....	0 3 3	1.0500	105	108	0 2 0	.6000	118	100	0 2 1.50	.7125	119	99
1915—Year .....	0 4 4.50	1.1292	141	116	0 2 7.88	.6917	156	115	0 2 10.54	.8694	161	120
Quarters—												
First .....	0 3 3.67	1.0917	107	112	0 2 3.17	.6250	133	104	0 2 4.67	.8283	134	115
Second .....	0 4 2	1.1083	135	114	0 2 8.83	.6667	161	111	0 2 10.67	.8867	162	123
Third .....	0 5 1	1.1333	164	116	0 2 10.33	.7083	168	118	0 3 2.33	.8542	179	118
Fourth .....	0 4 11.33	1.1833	160	121	0 2 9.17	.7667	162	127	0 3 0.50	.9083	170	121
Months—												
January .....	0 3 0	1.0750	97	110	0 2 1	.6250	122	104	0 2 2	.7375	121	102
February .....	0 3 2	1.0750	102	110	0 2 2.50	.6250	130	104	0 2 4	.7875	130	109
March .....	0 3 9	1.1250	121	115	0 2 6	.6250	147	104	0 2 8	.9600	149	133
April .....	0 4 0	1.1250	129	115	0 2 7	.6500	152	108	0 2 10	.9600	158	133
May .....	0 4 0	1.1000	129	113	0 2 9	.6750	162	112	0 2 10.50	.8625	161	119
June .....	0 4 6	1.1000	145	113	0 2 10.50	.6750	169	112	0 2 11.50	.8375	165	116
July .....	0 5 1	1.1250	164	115	0 2 11.50	.6750	174	112	0 3 1.50	.8375	175	116
August .....	0 5 2	1.1250	167	115	0 2 10.50	.7000	169	116	0 3 2.50	.8625	179	119
September .....	0 5 0	1.1500	161	118	0 2 9	.7500	162	125	0 3 3	.8625	182	119
October .....	0 4 10.50	1.1500	157	118	0 2 7	.7500	152	125	0 3 0	.8875	168	123
November .....	0 4 10.50	1.2000	157	123	0 2 9.50	.7750	164	129	0 2 11	.9125	163	126
December .....	0 5 1	1.2000	164	123	0 2 11	.7750	171	129	0 3 2.50	.9250	179	128

a No quotation.

b Interpolated.

WHOLESALE PRICES IN THE UNITED KINGDOM AND THE UNITED STATES, BY MONTHS, QUARTERS, AND YEARS, 1913-1918—Continued.

Market.....	Wool yarns, first series.				Wool yarns, second series.				Wool yarns, third series.			
	Actual price.		Relative price.		Actual price.		Relative price.		Actual price.		Relative price.	
	U. K.	U. S.	U. K.	U. S.	U. K.	U. S.	U. K.	U. S.	U. K.	U. S.	U. K.	U. S.
Unit.....	£ s. d.	Dolls.	U. K.	U. S.	£ s. d.	Dolls.	U. K.	U. S.	£ s. d.	Dolls.	U. K.	U. S.
Base price.	0 3 1.17	0.9750			0 1 8.42	0.6021			0 1 9.46	0.7221		
1916—Year....	0 5 10.63	1.4646	190	150	0 3 5.67	.9917	204	165	0 3 8.29	1.0750	206	149
Quarters—												
First.....	0 5 6.50	1.3683	179	134	0 3 4	.8333	196	138	0 3 6.33	.9817	197	136
Second....	0 5 8.50	1.4667	184	150	0 3 5	.9500	201	158	0 3 7.67	1.0567	203	146
Third.....	0 6 0	1.4833	194	152	0 3 5	1.0333	201	172	0 3 7.83	1.0875	204	151
Fourth....	0 6 3.50	1.6000	203	164	0 3 8.67	1.1500	219	191	0 3 11.33	1.1813	221	164
Months—												
January...	0 5 7.50	1.2250	182	126	0 3 2	.8000	186	133	0 3 5	.9275	191	128
February..	0 5 7.50	1.3000	182	133	0 3 5	.8250	201	137	0 3 7	.9938	200	138
March.....	0 5 4.50	1.4000	174	144	0 3 5	.8750	201	145	0 3 7	1.0375	200	144
April.....	0 5 4.50	1.4500	174	149	0 3 5	.9250	201	154	0 3 7	1.0375	200	144
May.....	0 5 9	1.4750	186	151	0 3 5	.9500	201	158	0 3 8	1.0563	205	146
June.....	0 6 0	1.4750	194	151	0 3 5	.9750	201	162	0 3 8	1.0813	205	150
July.....	0 6 0	1.4750	194	151	0 3 5	1.0000	201	166	0 3 8	1.0875	205	151
August....	0 6 0	1.4750	194	151	0 3 5	1.0250	201	170	0 3 7.50	1.0875	203	151
September	0 6 0	1.5000	194	154	0 3 5	1.0750	201	179	0 3 8	1.0875	205	151
October...	0 6 1.50	1.5000	198	154	0 3 5	1.1000	206	183	0 3 8	1.1250	205	156
November.	0 6 3	1.6000	202	164	0 3 9	1.1500	220	191	0 4 0	1.1688	224	162
December.	0 6 6	1.7000	210	174	0 3 11	1.2000	230	199	0 4 2	1.2500	233	173
1917—Year....	0 8 4.29	2.3688	270	243	0 4 3	1.4625	250	243	0 5 1.38	1.6402	286	227
Quarters—												
First.....	0 7 6	1.8833	242	193	0 4 0	1.2083	235	201	0 4 3	1.3337	238	185
Second....	0 8 0.33	2.1083	259	216	0 4 4	1.3250	255	220	0 4 10	1.4577	270	202
Third.....	0 8 5	2.5667	272	263	0 4 4	1.6000	255	266	0 5 3.50	1.7875	296	248
Fourth....	0 9 5.83	2.9167	306	299	0 4 4	1.7167	255	285	0 6 1	2.0104	340	278
Months—												
January...	0 7 6	1.8000	242	185	0 4 0	1.2000	235	199	0 4 3	1.2781	238	177
February..	0 7 6	1.9000	242	195	0 4 0	1.2000	235	199	0 4 2	1.3375	233	185
March.....	0 7 6	1.9500	242	200	0 4 0	1.2250	235	203	0 4 4	1.3750	242	190
April.....	0 7 10	2.0000	253	205	0 4 4	1.2750	255	212	0 4 6	1.3750	252	190
May.....	0 8 0	2.0750	258	213	0 4 4	1.3000	255	216	0 5 0	1.4313	260	198
June.....	0 8 3	2.2500	266	231	0 4 4	1.4000	255	233	0 5 0	1.5450	280	214
July.....	0 8 4.50	2.4000	270	246	0 4 4	1.5000	255	249	0 5 3	1.7375	294	241
August....	0 8 4.50	2.6000	270	267	0 4 4	1.6000	255	266	0 5 3	1.7906	294	248
September	0 8 6	2.7000	274	277	0 4 4	1.7000	255	282	0 5 4.50	1.8250	301	253
October...	0 9 0	2.8000	291	287	0 4 4	1.7000	255	282	0 5 9	1.9667	322	272
November.	0 9 5.50	2.9000	305	297	0 4 4	1.7000	255	282	0 6 0	2.0250	336	280
December.	0 10 0	3.0500	323	313	0 4 4	1.7500	255	291	0 6 6	2.0250	363	280
1918—Year....	0 11 10.75	3.7104	384	381	0 4 5.77	.....	263	.....	0 7 10.25	.....	439	.....
Quarters—												
First.....	0 10 10	3.1500	350	323	0 4 4	1.7833	255	296	0 7 1	2.1000	396	291
Second....	0 11 9	3.3750	379	346	0 4 6	1.8000	264	299	0 7 9	2.2000	433	305
Third.....	0 12 6	4.0833	404	419	0 4 6	1.8000	264	299	0 8 2	.....	457	.....
Fourth....	0 12 6	4.2333	404	434	0 4 6	.....	264	.....	0 8 5	.....	471	.....
Months—												
January...	0 10 3	3.1500	331	323	0 4 4	1.7500	255	291	0 7 0	2.1000	391	291
February..	0 10 9	3.1500	347	323	(a)	1.8000	257	299	0 7 0	2.1000	391	291
March.....	0 11 6	3.1500	371	323	(a)	1.8000	260	299	0 7 3	2.1000	405	291
April.....	0 11 3	3.2500	363	333	(a)	1.8000	262	299	0 7 9	2.2000	433	305
May.....	0 11 9	3.3750	379	346	0 4 6	1.8000	264	299	0 7 9	2.2000	433	305
June.....	0 12 3	3.5000	395	359	0 4 6	1.8000	264	299	0 7 9	2.2000	433	305
July.....	0 12 6	3.7500	404	385	0 4 6	1.8000	264	299	0 8 0	2.2000	447	305
August....	0 12 6	4.0000	404	410	0 4 6	1.8000	264	299	0 8 3	.....	461	.....
September	0 12 6	4.5000	404	462	0 4 6	1.8000	264	299	0 8 3	.....	461	.....
October...	0 12 6	5.5000	404	564	0 4 6	1.8000	264	299	0 8 3	.....	461	.....
November.	0 12 9	4.1500	412	426	0 4 6	.....	264	.....	0 8 6	.....	475	.....
December.	0 12 3	3.0500	395	313	0 4 6	.....	264	.....	0 8 6	.....	475	.....

a No quotation.

b Interpolated.

WHOLESALE PRICES IN THE UNITED KINGDOM AND THE UNITED STATES, BY MONTHS, QUARTERS, AND YEARS, 1913-1918—Continued.

Market Unit Base price.	Wool yarns, fourth series.				Zinc, pig (spelter).				Zinc, sulphate of.			
	Actual price.		Relative price.		Actual price.		Relative price.		Actual price.		Relative price.	
	U. K.	U. S.	U. K.	U. S.	U. K.	U. S.	U. K.	U. S.	U. K.	U. S.	U. K.	U. S.
	£ s. d.	Dolls.			£ s. d.	Dolls.			£ s. d.	Dolls.		
1913—Year	0 2 0.64	0.9054			21 15 2.5	0.0539			9 0 0	0.0243		
Quarters—												
First	0 2 0.88	.9213	101	102	23 0 3.75	.0580	106	108	9 0 0	.0246	100	101
Second	0 2 1.33	1.0900	103	114	25 15 5	.0667	118	124	9 0 0	.0250	100	103
Third	0 2 1.5	.9375	103	104	24 9 7	.0551	112	102	9 0 0	.0250	100	103
Fourth	0 2 0.83	.9167	101	101	21 1 8	.0568	97	105	9 0 0	.0233	100	96
Months—												
January	0 1 11.83	.8842	97	98	20 14 7	.0534	95	99	9 0 0	.0250	100	103
February	0 2 0.75	(a)	100	b114	26 11 3	.0723	122	134	9 0 0	.0250	100	103
March	0 2 1.75	(a)	105	b114	25 17 6	.0649	119	120	9 0 0	.0250	100	103
April	0 2 1.50	1.0300	103	114	24 17 6	.0629	114	117	9 0 0	.0250	100	103
May	0 2 1.50	(a)	103	b113	24 12 6	.0579	113	107	9 0 0	.0250	100	103
June	0 2 1.50	(a)	103	b113	25 18 9	.0551	119	102	9 0 0	.0250	100	103
July	0 2 1.50	.9375	103	104	22 17 6	.0524	105	97	9 0 0	.0250	100	103
August	0 2 1	.9125	101	101	21 0 0	.0541	97	100	9 0 0	.0225	100	93
September	0 2 1	.9250	101	102	20 10 0	.0580	94	108	9 0 0	.0225	100	93
October	0 2 0.50	.9125	99	101	21 15 0	.0583	100	108	9 0 0	.0250	100	103
November	0 2 0	.8900	97	98	20 16 3	.0547	96	101	9 0 0	.0250	100	103
December	0 2 0	.8875	97	98	20 12 6	.0534	95	99	9 0 0	.0250	100	103
1914—Year	0 1 11.50	.8750	95	97	20 15 0	.0522	95	97	9 0 0	.0250	100	103
Quarters—												
First	0 2 1.25	.9354	102	103	21 18 3.55	.0530	101	98	9 10 0	.0240	106	99
Second	0 2 0.42	.8917	99	98	23 16 3	.0538	109	100	9 0 0	.0250	100	103
Third	0 2 1.50	.9292	103	103	21 8 4	.0517	98	96	9 0 0	.0240	100	99
Fourth	0 2 0.50	.9625	99	106	21 3 9	.0539	97	100	9 0 0	.0235	100	97
Months—												
January	0 2 2.58	.9583	108	106	21 0 0	.0527	97	98	11 0 0	.0235	122	97
February	0 1 11.50	.8750	95	97	21 12 3	.0533	99	99	9 0 0	.0250	100	103
March	0 2 0	.8875	97	98	28 9 0	.0546	131	101	9 0 0	.0250	100	103
April	0 2 1.75	.9125	105	101	21 7 6	.0535	98	99	9 0 0	.0250	100	103
May	0 2 1.50	.9125	103	101	21 10 0	.0522	99	97	9 0 0	.0250	100	103
June	0 2 1.50	.9375	103	104	21 7 6	.0516	98	96	9 0 0	.0235	100	97
July	0 2 1.50	.9375	103	104	21 7 6	.0512	98	95	9 0 0	.0235	100	97
August	0 2 1.50	.9625	103	106	21 7 6	.0508	98	93	9 0 0	.0235	100	97
September	0 2 0.75	.9625	100	106	21 0 0	.0563	97	104	9 0 0	.0235	100	97
October	0 1 11.25	.9625	94	106	(a)	.0552	b90	102	9 0 0	.0235	100	97
November	0 2 1.50	.9625	103	106	18 0 0	.0500	83	93	11 0 0	.0235	122	97
December	0 2 2	.9625	106	106	18 0 0	.0515	83	96	11 0 0	.0235	122	97
1915—Year	0 2 4.25	.9500	115	105	27 0 0	.0567	124	105	11 0 0	.0235	122	97
Quarters—												
First	0 3 1.71	1.0517	153	116	67 14 9.50	.1444	311	268	26 3 4	.0433	291	178
Second	0 2 7.33	1.0083	127	111	34 19 2	.0851	161	158	11 0 0	.0240	122	99
Third	0 3 1.83	1.0533	154	116	69 3 4	.1666	318	309	25 6 8	.0258	281	106
Fourth	0 3 4.67	1.0542	165	116	85 13 4	.1658	394	308	37 0 0	.0583	411	240
Months—												
January	0 3 5	1.0908	166	120	81 3 4	.1601	373	297	31 6 8	.0650	348	267
February	0 2 5	.9750	118	108	28 7 6	.0652	130	121	11 0 0	.0235	122	97
March	0 2 7	.9875	126	109	32 0 0	.0887	147	165	11 0 0	.0235	122	97
April	0 2 10	1.0625	138	117	44 10 0	.1013	205	188	11 0 0	.0250	122	103
May	0 3 1	1.0625	150	117	43 10 0	.1151	200	214	19 0 0	.0250	211	103
June	0 3 1.50	1.0625	152	117	67 0 0	.1583	308	294	22 0 0	.0250	244	103
July	0 3 3	1.0350	158	114	97 0 0	.2263	446	420	35 0 0	.0275	389	113
August	0 3 5	1.0375	166	115	105 0 0	.2080	483	386	35 0 0	.0450	389	185
September	0 3 6	1.0625	170	117	80 0 0	.1445	368	268	38 0 0	.0650	422	267
October	0 3 3	1.0625	158	117	72 0 0	.1449	331	269	38 0 0	.0650	422	267
November	0 3 4	1.0850	162	120	72 10 0	.1407	373	261	30 0 0	.0650	333	267
December	0 3 5	1.0750	166	119	82 0 0	.1704	377	316	32 0 0	.0650	356	267
1916—Year	0 3 6	1.1125	170	123	89 0 0	.1691	409	314	32 0 0	.0650	356	267

a No quotation.

b Interpolated.



WHOLESALE PRICES IN THE UNITED KINGDOM AND THE UNITED STATES, BY MONTHS, QUARTERS, AND YEARS, 1913-1918—Continued.

Market .....	Wool, yarns, fourth series.				Zinc, pig (spelter).				Zinc, sulphate of.			
	Actual price.			Relative price.	Actual price.			Relative price.	Actual price.			Relative price.
	U. K.	U. S.	U. K.	U. S.	U. K.	U. S.	U. K.	U. S.	U. K.	U. S.	U. K.	U. S.
Unit .....	Pound .....	Pound .....	.....	.....	Ton .....	New York. Pound .....	.....	.....	Manches-ter. Ton .....	New York. Pound .....	.....	.....
Base price.	£ s. d.	Dolls.	.....	.....	£ s. d.	Dolls.	.....	.....	£ s. d.	Dolls.	.....	.....
1916—Year .....	0 4 2.33	1.4081	204	155	69 6 8	.1375	319	255	34 6 8	.0650	381	267
Quarters—												
First .....	0 3 11.50	1.2513	193	137	93 16 8	.1879	431	349	34 0 0	.0650	378	267
Second .....	0 4 1.67	1.3942	202	154	84 13 4	.1578	389	293	35 0 0	.0650	389	267
Third .....	0 4 1.33	1.4438	200	159	45 3 4	.0935	208	173	35 0 0	.0650	389	267
Fourth .....	0 4 6.83	1.5417	223	170	53 13 4	.1108	247	206	33 6 8	.0650	370	267
Months—												
January .....	0 3 9.50	1.1475	185	127	88 0 0	.1819	404	337	32 0 0	.0650	356	267
February .....	0 4 0.50	1.2563	197	139	85 10 0	.2009	393	373	35 0 0	.0650	389	267
March .....	0 4 0.50	1.3500	197	149	108 0 0	.1810	496	336	35 0 0	.0650	389	267
April .....	0 4 0.50	1.3825	197	153	94 0 0	.1862	432	345	35 0 0	.0650	389	267
May .....	0 4 2	1.3875	203	153	90 0 0	.1593	414	296	35 0 0	.0650	389	267
June .....	0 4 2.50	1.4156	205	156	70 0 0	.1280	322	237	35 0 0	.0650	389	267
July .....	0 4 2	1.4300	203	158	44 0 0	.0970	202	180	35 0 0	.0650	389	267
August .....	0 4 1.50	1.4500	201	160	44 10 0	.0910	205	169	35 0 0	.0650	389	267
September .....	0 4 0.50	1.4525	197	160	47 0 0	.0924	216	171	35 0 0	.0650	389	267
October .....	0 4 1	1.4750	199	163	50 10 0	.1001	232	186	35 0 0	.0650	389	267
November .....	0 4 7.50	1.5125	225	167	51 15 0	.1193	238	221	35 0 0	.0650	389	267
December .....	0 5 0	1.6375	244	181	58 15 0	.1129	270	209	30 0 0	.0650	333	267
1917—Year .....	0 5 11.67	2.2230	291	246	52 1 2.71	.0911	239	169	35 0 0	.0635	389	261
Quarters—												
First .....	0 5 0.67	1.7827	246	197	52 0 2.31	.1043	239	194	35 0 0	.0650	389	267
Second .....	0 5 7.83	1.9662	275	220	52 4 7.38	.0955	240	177	35 0 0	.0650	389	267
Third .....	0 6 0.17	2.4308	293	268	52 0 0	.0852	239	158	35 0 0	.0650	389	267
Fourth .....	0 17 2	2.7208	349	301	52 0 0	.0793	239	147	35 0 0	.0592	389	244
Months—												
January .....	0 5 0	1.7125	244	189	47 16 10.50	.0997	220	185	35 0 0	.0650	389	267
February .....	0 5 0	1.7625	244	195	54 1 10.50	.1049	248	195	35 0 0	.0650	389	267
March .....	0 5 2	1.8550	252	205	53 13 6	.1082	247	201	35 0 0	.0650	389	267
April .....	0 5 4	1.8750	260	207	52 15 0	.0973	242	181	35 0 0	.0650	389	267
May .....	0 5 9	1.9563	280	216	52 0 0	.0948	239	176	35 0 0	.0650	389	267
June .....	0 5 10.50	2.1250	286	235	52 0 0	.0945	239	175	35 0 0	.0650	389	267
July .....	0 5 11	2.3125	288	255	52 0 0	.0882	239	164	35 0 0	.0650	389	267
August .....	0 6 0	2.4438	292	270	52 0 0	.0848	239	157	35 0 0	.0650	389	267
September .....	0 6 1.50	2.5150	298	278	52 0 0	.0827	239	153	35 0 0	.0650	389	267
October .....	0 6 9	2.6333	299	291	52 0 0	.0813	239	151	35 0 0	.0650	389	267
November .....	0 7 3	2.7500	353	304	52 0 0	.0790	239	147	35 0 0	.0550	389	226
December .....	0 7 6	2.7500	365	304	52 0 0	.0777	239	144	35 0 0	.0575	389	237
1918—Year .....	0 9 2.25	.....	447	.....	52 6 0	.0831	240	154	35 0 0	.0538	389	221
Quarters—												
First .....	0 8 3	2.8538	402	315	52 0 0	.0780	239	145	35 0 0	.0583	389	240
Second .....	0 9 1	2.9500	442	326	52 7 8.31	.0746	241	138	35 0 0	.0592	389	244
Third .....	0 9 7	.....	467	326	52 0 0	.0917	239	170	35 0 0	.0492	389	202
Fourth .....	0 9 10	.....	479	.....	52 16 0	.0881	243	163	35 0 0	.0483	389	199
Months—												
January .....	0 7 9	2.7500	377	304	52 0 0	.0788	239	146	35 0 0	.0550	389	226
February .....	0 8 3	2.9000	402	320	52 0 0	.0791	239	147	35 0 0	.0600	389	247
March .....	0 8 9	2.9000	426	320	52 0 0	.0760	239	141	35 0 0	.0600	389	247
April .....	0 8 9	2.9500	426	326	52 0 0	.0700	239	130	35 0 0	.0575	389	236
May .....	0 9 3	2.9500	450	326	52 0 0	.0734	239	136	35 0 0	.0600	389	247
June .....	0 9 3	2.9500	450	326	53 5 0	.0804	245	149	35 0 0	.0600	389	247
July .....	0 9 3	2.9500	450	326	52 0 0	.0875	239	162	35 0 0	.0500	389	206
August .....	0 9 6	.....	463	.....	52 0 0	.0908	239	168	35 0 0	.0475	389	195
September .....	0 10 0	.....	487	.....	52 0 0	.0967	239	179	35 0 0	.0500	389	206
October .....	0 10 0	.....	487	.....	52 0 0	.0913	239	169	35 0 0	.0500	389	206
November .....	0 10 0	.....	487	.....	52 8 0	.0874	241	162	35 0 0	.0475	389	195
December .....	0 9 6	.....	463	.....	54 0 0	.0856	248	158	35 0 0	.0475	389	195

WHOLESALE PRICES IN FRANCE AND THE UNITED STATES, BY MONTHS, QUARTERS, AND YEARS, 1913-1918.

	Acid, hydrochloric.				Acid, sulphuric.				Ammonia, sulphate of.			
	Actual price.		Relative price.		Actual price.		Relative price.		Actual price.		Relative price.	
	Fr.	U. S.	Fr.	U. S.	Fr.	U. S.	Fr.	U. S.	Fr.	U. S.	Fr.	U. S.
Market.....	New York.				New York.				New York.			
Unit.....	100 kgs.	Pound..			100 kgs.	Pound..			100 kgs.	100 lbs.		
Base price.	Frs. 8. 25	Dolls. 0. 0130			Frs. 8. 75	Dolls. 0. 0100			Frs. 32. 06	Dolls. 2. 9179		
1913—Year.....	8. 25	. 0130	100	100	8. 75	. 0100	100	100	34. 31	3. 1408	107	108
Quarters—												
First.....	8. 25	. 0130	100	100	8. 75	. 0100	100	100	36. 52	3. 2750	114	112
Second.....	8. 25	. 0130	100	100	8. 75	. 0100	100	100	34. 18	3. 2500	107	111
Third.....	8. 25	. 0130	100	100	8. 75	. 0100	100	100	33. 33	2. 9883	104	102
Fourth.....	8. 25	. 0130	100	100	8. 75	. 0100	100	100	33. 21	3. 0500	104	105
Months—												
January.....	8. 25	. 0130	100	100	8. 75	. 0100	100	100	36. 37	3. 2250	113	111
February.....	8. 25	. 0130	100	100	8. 75	. 0100	100	100	36. 81	3. 3000	115	113
March.....	8. 25	. 0130	100	100	8. 75	. 0100	100	100	36. 37	3. 3000	113	113
April.....	8. 25	. 0130	100	100	8. 75	. 0100	100	100	35. 43	3. 4000	111	117
May.....	8. 25	. 0130	100	100	8. 75	. 0100	100	100	33. 62	3. 3500	105	115
June.....	8. 25	. 0130	100	100	8. 75	. 0100	100	100	33. 50	3. 0000	105	103
July.....	8. 25	. 0130	100	100	8. 75	. 0100	100	100	33. 43	2. 9750	104	102
August.....	8. 25	. 0130	100	100	8. 75	. 0100	100	100	33. 25	2. 9700	104	102
September.....	8. 25	. 0130	100	100	8. 75	. 0100	100	100	33. 31	3. 0200	104	104
October.....	8. 25	. 0130	100	100	8. 75	. 0100	100	100	33. 62	3. 1000	105	106
November.....	8. 25	. 0130	100	100	8. 75	. 0100	100	100	33. 25	3. 1000	104	106
December.....	8. 25	. 0130	100	100	8. 75	. 0100	100	100	32. 75	2. 9500	102	101
1914—Year.....	8. 25	. 0130	100	100	8. 75	. 0100	100	100	30. 51	2. 6854	95	92
Quarters—												
First.....	8. 25	. 0130	100	100	8. 75	. 0100	100	100	31. 77	2. 8833	99	99
Second.....	8. 25	. 0130	100	100	8. 75	. 0100	100	100	29. 92	2. 7500	93	94
Third.....	8. 25	. 0130	100	100	8. 75	. 0100	100	100	28. 50	2. 5583	89	88
Fourth.....	(a)	. 0130	(a)	100	(a)	. 0100	(a)	100	(a)	2. 5500	(a)	85
Months—												
January.....	8. 25	. 0130	100	100	8. 75	. 0100	100	100	32. 25	2. 9500	101	101
February.....	8. 25	. 0130	100	100	8. 75	. 0100	100	100	31. 56	2. 8500	98	98
March.....	8. 25	. 0130	100	100	8. 75	. 0100	100	100	31. 50	2. 8500	98	98
April.....	8. 25	. 0130	100	100	8. 75	. 0100	100	100	30. 87	2. 8500	96	98
May.....	8. 25	. 0130	100	100	8. 75	. 0100	100	100	30. 12	2. 8000	94	96
June.....	8. 25	. 0130	100	100	8. 75	. 0100	100	100	28. 87	2. 6000	90	89
July.....	8. 25	. 0130	100	100	8. 75	. 0100	100	100	28. 50	2. 4750	89	85
August.....	(a)	. 0130	(a)	100	(a)	. 0100	(a)	100	(a)	2. 6000	(a)	89
September.....	(a)	. 0130	(a)	100	(a)	. 0100	(a)	100	(a)	2. 6000	(a)	89
October.....	(a)	. 0130	(a)	100	(a)	. 0100	(a)	100	(a)	2. 5500	(a)	87
November.....	(a)	. 0130	(a)	100	(a)	. 0100	(a)	100	(a)	2. 5500	(a)	87
December.....	(a)	. 0130	(a)	100	(a)	. 0100	(a)	100	(a)	2. 5500	(a)	87
1915—Year.....	12. 00	. 0161	145	124	6. 75	. 0129	77	129	50. 00	3. 2521	156	111
Quarters—												
First.....	(a)	. 0130	(a)	100	(a)	. 0100	(a)	100	(a)	2. 8833	(a)	99
Second.....	(a)	. 0130	(a)	100	(a)	. 0100	(a)	100	(a)	3. 1667	(a)	109
Third.....	(a)	. 0183	(a)	141	(a)	. 0142	(a)	142	(a)	3. 4583	(a)	119
Fourth.....	12. 00	. 0200	145	154	6. 75	. 0175	77	175	50. 00	3. 5000	156	120
Months—												
January.....	(a)	. 0130	(a)	100	(a)	. 0100	(a)	100	(a)	2. 5500	(a)	87
February.....	(a)	. 0130	(a)	100	(a)	. 0100	(a)	100	(a)	3. 0000	(a)	103
March.....	(a)	. 0130	(a)	100	(a)	. 0100	(a)	100	(a)	3. 1000	(a)	106
April.....	(a)	. 0130	(a)	100	(a)	. 0100	(a)	100	(a)	3. 1000	(a)	106
May.....	(a)	. 0130	(a)	100	(a)	. 0100	(a)	100	(a)	3. 2000	(a)	110
June.....	(a)	. 0130	(a)	100	(a)	. 0100	(a)	100	(a)	3. 2000	(a)	110
July.....	(a)	. 0175	(a)	135	(a)	. 0125	(a)	125	(a)	3. 3750	(a)	116
August.....	(a)	. 0175	(a)	135	(a)	. 0125	(a)	125	(a)	3. 5500	(a)	122
September.....	(a)	. 0200	(a)	154	(a)	. 0175	(a)	175	(a)	3. 4500	(a)	118
October.....	(a)	. 0200	(a)	154	(a)	. 0175	(a)	175	(a)	3. 3000	(a)	113
November.....	(a)	. 0200	(a)	154	(a)	. 0175	(a)	175	(a)	3. 4500	(a)	118
December.....	12. 00	. 0200	145	154	6. 75	. 0175	77	175	50. 00	3. 7500	156	129

a No quotation.

## WHOLESALE PRICES IN FRANCE AND THE UNITED STATES, BY MONTHS, QUARTERS, AND YEARS, 1913-1918—Continued.

	Acid, hydrochloric.				Acid, sulphuric.				Ammonia, sulphate of.			
	Actual price.		Relative price.		Actual price.		Relative price.		Actual price.		Relative price.	
	Fr.	U. S.	Fr.	U. S.	Fr.	U. S.	Fr.	U. S.	Fr.	U. S.	Fr.	U. S.
<b>Market</b> .....	<b>New York.</b>		.....		<b>New York.</b>		.....		<b>New York.</b>		.....	
<b>Unit</b> .....	100 kgs.	<b>Pound.</b>	.....		100 kgs.	<b>Pound.</b>	.....		100 kgs.	<b>100 lbs.</b>	.....	
<b>Base price.</b>	<i>Frs.</i> 8.25	<i>Dolls.</i> 0.0130	.....		<i>Frs.</i> 8.75	<i>Dolls.</i> 0.0100	.....		<i>Frs.</i> 32.06	<i>Dolls.</i> 2.9179	.....	
<b>1916—Year</b> .....	14.00	.0252	170	194	7.69	.0200	88	200	68.04	3.7792	175	130
<b>Quarters—</b>												
<b>First</b> .....	12.00	.0275	145	212	6.92	.0233	79	233	55.00	3.8667	172	133
<b>Second</b> .....	12.00	.0292	145	225	7.71	.0250	88	250	55.17	3.6000	172	123
<b>Third</b> .....	12.00	.0242	145	186	7.75	.0167	89	187	56.00	3.5000	175	120
<b>Fourth</b> .....	20.00	.0200	242	154	8.37	.0150	96	150	58.00	4.1500	181	142
<b>Months—</b>												
<b>January</b> .....	12.00	.0275	145	212	6.75	.0200	77	200	55.00	4.0000	172	137
<b>February</b> .....	12.00	.0275	145	212	6.75	.0250	77	250	55.00	3.8500	172	132
<b>March</b> .....	12.00	.0275	145	212	7.25	.0250	83	250	55.00	3.7500	172	129
<b>April</b> .....	12.00	.0275	145	212	7.62	.0250	87	250	55.00	3.7000	172	127
<b>May</b> .....	12.00	.0275	145	212	7.75	.0250	89	250	55.00	3.5500	172	122
<b>June</b> .....	12.00	.0325	145	250	7.75	.0250	89	250	55.50	3.5500	173	122
<b>July</b> .....	12.00	.0275	145	212	7.75	.0200	89	200	56.00	3.4000	175	117
<b>August</b> .....	12.00	.0225	145	173	7.75	.0150	89	150	56.00	3.5000	175	120
<b>September</b> .....	12.00	.0225	145	173	7.75	.0150	89	150	56.00	3.6000	175	123
<b>October</b> .....	20.00	.0200	242	154	7.75	.0150	89	150	56.00	4.0000	175	137
<b>November</b> .....	20.00	.0200	242	154	8.37	.0150	96	150	58.00	4.1000	181	141
<b>December</b> .....	20.00	.0200	242	154	9.00	.0150	103	150	60.00	4.3500	187	149
<b>1917—Year</b> .....	22.50	.0175	273	135	11.04	.0169	126	169	89.14	5.8708	278	201
<b>Quarters—</b>												
<b>First</b> .....	20.00	.0175	242	135	9.17	.0158	105	158	60.00	4.7500	187	163
<b>Second</b> .....	20.00	.0158	242	122	10.67	.0167	122	167	73.89	5.4167	230	186
<b>Third</b> .....	25.00	.0175	303	135	11.50	.0167	131	167	94.50	6.2667	295	215
<b>Fourth</b> .....	25.00	.0193	303	148	12.83	.0183	147	183	128.17	7.0500	400	242
<b>Months—</b>												
<b>January</b> .....	20.00	.0175	242	135	9.00	.0150	103	150	60.00	4.5000	187	154
<b>February</b> .....	20.00	.0175	242	135	9.00	.0150	103	150	60.00	4.5000	187	154
<b>March</b> .....	20.00	.0175	242	135	9.50	.0175	109	175	60.00	5.2500	187	180
<b>April</b> .....	20.00	.0175	242	135	10.00	.0175	114	175	65.00	5.2500	203	180
<b>May</b> .....	20.00	.0150	242	115	10.50	.0175	120	175	76.66	5.5000	239	188
<b>June</b> .....	20.00	.0150	242	115	11.50	.0150	131	150	80.00	5.5000	250	188
<b>July</b> .....	25.00	.0175	303	135	11.50	.0150	131	150	86.00	6.0000	268	206
<b>August</b> .....	25.00	.0175	303	135	11.50	.0175	131	175	97.50	6.4000	304	219
<b>September</b> .....	25.00	.0175	303	135	11.50	.0175	131	175	100.00	6.4000	312	219
<b>October</b> .....	25.00	.0188	303	145	11.50	.0175	131	175	115.00	7.1500	359	245
<b>November</b> .....	25.00	.0190	303	146	13.50	.0175	154	175	133.50	7.0000	416	240
<b>December</b> .....	25.00	.0200	303	154	13.50	.0200	154	200	136.00	7.0000	424	240
<b>1918—Year</b> .....	26.33	.0227	319	175	14.72	.0168	168	168	133.75	6.7083	417	230
<b>Quarters—</b>												
<b>First</b> .....	25.00	.0202	303	155	13.50	.0208	154	208	135.00	7.3167	421	251
<b>Second</b> .....	26.33	.0283	319	218	14.50	.0200	166	200	135.00	7.3333	421	265
<b>Third</b> .....	27.00	.0218	327	168	15.00	.0140	171	140	132.50	6.7833	413	222
<b>Fourth</b> .....	27.00	.0205	327	158	15.89	.0125	182	125	132.50	5.0000	413	171
<b>Months—</b>												
<b>January</b> .....	25.00	.0205	303	158	13.50	.0200	154	200	135.00	7.2500	421	248
<b>February</b> .....	25.00	.0200	303	154	13.50	.0200	154	200	135.00	7.2000	421	247
<b>March</b> .....	25.00	.0200	303	154	13.50	.0225	154	225	135.00	7.5000	421	257
<b>April</b> .....	25.00	.0300	303	231	13.50	.0225	154	225	135.00	7.6000	421	260
<b>May</b> .....	27.00	.0300	327	231	15.00	.0200	171	200	135.00	7.8000	421	267
<b>June</b> .....	27.00	.0250	327	192	15.00	.0175	171	175	135.00	7.8000	421	267
<b>July</b> .....	27.00	.0225	327	173	15.00	.0140	171	140	132.50	7.8000	413	267
<b>August</b> .....	27.00	.0225	327	173	15.00	.0140	171	140	132.50	7.8000	413	267
<b>September</b> .....	27.00	.0205	327	158	15.00	.0140	171	140	132.50	4.7500	413	163
<b>October</b> .....	27.00	.0205	327	158	15.66	.0125	179	125	132.50	4.7500	413	163
<b>November</b> .....	27.00	.0205	327	158	16.00	.0125	183	125	132.50	4.7500	413	163
<b>December</b> .....	27.00	.0205	327	158	16.00	.0125	183	125	132.50	5.5000	413	188

## WHOLESALE PRICES IN FRANCE AND THE UNITED STATES, BY MONTHS, QUARTERS, AND YEARS, 1913-1918—Continued.

	Barley.				Beef, dressed.				Butter.				
	Actual price.		Relative price.		Actual price.		Relative price.		Actual price.		Relative price.		
	Fr.	U. S.	Fr.	U. S.	Fr.	U. S.	Fr.	U. S.	Fr.	U. S.	Fr.	U. S.	
Market.....	Chicago.....				Paris . . . . .				Paris . . . . .				
Unit.....	100 kgs. Bushel.....				Kg. (dr. wt.) Pound.....				Kg. . . . . Pound.....				
Base price...	<i>Frs.</i> 20. 70	<i>Dolls.</i> 0. 6243			<i>Frs.</i> 1. 68	<i>Dolls.</i> 0. 1293			<i>Frs.</i> 3. 32	<i>Dolls.</i> 0. 2970			
1913—Year.....	21. 15	. 6263	102	100	1. 65	. 1052	98	97	3. 27	. 3225	99	109	
Quarters—													
First.....	21. 51	. 6015	104	96	(a)	. 1161	(a)	90	3. 67	. 3598	111	121	
Second.....	21. 51	. 5996	104	96	1. 64	. 1256	98	97	3. 04	. 3042	91	102	
Third.....	21. 16	. 6571	102	105	1. 62	. 1287	96	100	2. 87	. 2873	86	97	
Fourth.....	20. 41	. 6492	99	104	1. 67	. 1291	100	100	3. 51	. 3386	106	114	
Months—													
January.....	21. 59	. 6250	104	100	(a)	. 1144	(a)	88	3. 52	. 3488	106	117	
February.....	21. 62	. 6063	104	97	(a)	. 1138	(a)	88	3. 75	. 3656	113	123	
March.....	21. 31	. 5790	103	93	(a)	. 1200	(a)	93	3. 75	. 3650	113	123	
April.....	21. 20	. 5863	102	94	(a)	. 1300	(a)	101	3. 39	. 3478	102	117	
May.....	21. 47	. 6060	104	97	1. 64	. 1225	97	95	2. 91	. 2847	88	96	
June.....	21. 87	. 6050	106	97	1. 65	. 1244	98	96	2. 81	. 2801	85	94	
July.....	21. 02	. 5700	102	91	1. 62	. 1285	96	99	2. 68	. 2693	81	91	
August.....	20. 93	. 6540	101	105	1. 61	. 1275	96	99	2. 75	. 2791	83	94	
September.....	21. 53	. 7263	104	110	1. 63	. 1300	97	101	3. 18	. 3135	96	106	
October.....	20. 40	. 6825	99	109	1. 65	. 1300	98	101	3. 33	. 3169	100	107	
November.....	20. 21	. 6500	98	104	1. 66	. 1288	99	100	3. 47	. 3375	104	114	
December.....	20. 62	. 6150	100	99	1. 73	. 1285	103	99	3. 72	. 3615	112	122	
1914—Year.....	20. 67	. 6204	100	99	1. 74	. 1346	104	104	3. 22	. 2993	97	101	
Quarters—													
First.....	20. 77	. 6158	100	99	1. 70	. 1302	101	101	3. 64	. 2995	110	101	
Second.....	20. 48	. 5777	99	93	1. 73	. 1293	103	100	3. 26	. 2627	98	88	
Third.....	20. 95	. 6223	101	100	1. 72	. 1425	102	110	2. 87	. 2987	86	101	
Fourth.....	(a)	. 6658	(a)	107	1. 82	. 1365	108	106	3. 11	. 3359	94	113	
Months—													
January.....	20. 93	. 6390	101	102	1. 75	. 1319	104	102	3. 60	. 3325	108	112	
February.....	20. 87	. 6163	101	99	1. 69	. 1306	100	101	3. 68	. 2894	111	97	
March.....	20. 50	. 5863	99	94	1. 68	. 1280	100	99	3. 65	. 2765	110	93	
April.....	19. 99	. 5750	97	92	1. 69	. 1275	100	99	3. 75	. 2544	113	86	
May.....	20. 61	. 5840	100	94	1. 75	. 1300	104	101	3. 17	. 2613	95	88	
June.....	20. 84	. 5725	101	92	1. 76	. 1305	104	101	2. 89	. 2725	87	92	
July.....	20. 95	. 5338	101	86	1. 73	. 1406	103	109	3. 07	. 2781	82	94	
August.....	(a)	. 6300	(a)	101	1. 63	. 1444	97	112	2. 95	. 3044	99	102	
September.....	(a)	. 7013	(a)	112	1. 80	. 1425	107	110	2. 59	. 3145	78	106	
October.....	(a)	. 6540	(a)	105	1. 74	. 1356	103	105	2. 68	. 3175	81	107	
November.....	(a)	. 6863	(a)	110	1. 85	. 1400	110	108	3. 17	. 3491	95	118	
December.....	(a)	. 6600	(a)	106	1. 86	. 1340	111	104	3. 48	. 3410	105	115	
1915—Year.....	27. 86	. 7103	135	114	2. 11	. 1255	125	97	3. 93	. 2988	118	101	
Quarters—													
First.....	25. 13	. 7850	121	126	1. 96	. 1212	117	94	3. 89	. 3213	117	108	
Second.....	24. 50	. 7623	118	122	2. 25	. 1207	134	93	3. 47	. 2928	105	99	
Third.....	26. 63	. 6683	129	107	2. 14	. 1350	127	104	3. 81	. 2659	115	90	
Fourth.....	33. 86	. 6223	164	100	2. 09	. 1249	124	97	4. 55	. 3183	137	107	
Months—													
January.....	(a)	. 7590	(a)	122	1. 99	. 1294	118	100	3. 63	. 3369	109	113	
February.....	24. 75	. 8188	120	131	1. 90	. 1206	113	93	3. 88	. 3256	117	110	
March.....	25. 50	. 7838	123	126	2. 00	. 1135	119	88	4. 15	. 3015	125	102	
April.....	25. 50	. 7738	123	124	2. 21	. 1113	131	86	3. 74	. 3085	113	104	
May.....	24. 50	. 7770	118	124	2. 24	. 1213	133	94	3. 28	. 2885	99	97	
June.....	23. 50	. 7325	114	117	2. 30	. 1295	137	100	3. 40	. 2815	102	95	
July.....	(a)	. 7500	b120	120	2. 19	. 1369	130	106	3. 70	. 2703	111	91	
August.....	26. 00	. 7013	126	112	2. 14	. 1350	127	104	3. 72	. 2600	112	88	
September.....	27. 25	. 5538	132	99	2. 08	. 1331	124	103	4. 00	. 2675	120	90	
October.....	29. 37	. 5840	142	94	2. 11	. 1269	125	98	4. 35	. 2878	131	97	
November.....	34. 87	. 6175	168	99	2. 05	. 1265	122	98	4. 40	. 3123	132	105	
December.....	37. 33	. 6750	180	108	2. 12	. 1213	126	94	4. 90	. 3547	148	109	

a No quotation.

b Interpolated.

## WHOLESALE PRICES IN FRANCE AND THE UNITED STATES, BY MONTHS, QUARTERS, AND YEARS, 1913-1918—Continued.

	Barley.				Beef, dressed.				Butter.			
	Actual price.		Relative price.		Actual price.		Relative price.		Actual price.		Relative price.	
	Fr.	U. S.	Fr.	U. S.	Fr.	U. S.	Fr.	U. S.	Fr.	U. S.	Fr.	U. S.
Market.....	Chicago.....				Paris	New York.....			Paris	New York.....		
Unit.....	100 kgs.	Bushel.....			Kg.(dr. wt.)	Pound.....			Kg.	Pound.....		
Base price...	<i>Frs.</i>	<i>Dolls.</i>			<i>Frs.</i>	<i>Dolls.</i>			<i>Frs.</i>	<i>Dolls.</i>		
	20. 70	0. 6243			1. 68	0. 1293			3. 32	0. 2970		
1916—Year.....	40. 27	.8750	194	140	2. 47	.1339	147	104	4. 85	.3409	146	115
Quarters—												
First.....	37. 21	.7454	180	119	2. 25	.1253	134	97	5. 33	.3453	161	116
Second.....	44. 61	.7446	215	119	2. 72	.1365	162	106	4. 33	.3248	130	109
Third.....	38. 17	.9029	184	145	2. 45	.1404	145	109	4. 33	.3129	130	105
Fourth.....	41. 08	1. 1050	198	177	2. 45	.1317	146	102	5. 39	.3846	162	129
Months—												
January.....	36. 50	.7630	176	122	2. 15	.1238	128	96	5. 12	.3288	154	111
February.....	39. 00	.7538	188	121	2. 25	.1233	134	95	5. 39	.3365	162	113
March.....	36. 12	.7150	174	115	2. 35	.1288	140	100	5. 49	.3706	165	125
April.....	39. 75	.7330	192	117	2. 52	.1281	150	99	5. 16	.3650	155	123
May.....	41. 58	.7550	201	121	2. 78	.1313	165	102	3. 95	.3123	119	105
June.....	52. 50	.7488	254	120	2. 87	.1500	170	116	3. 88	.2966	117	100
July.....	40. 00	.7420	193	119	2. 62	.1425	156	110	3. 95	.2888	119	97
August.....	37. 25	.9288	180	149	2. 33	.1400	139	108	4. 24	.3118	128	105
September.....	37. 25	1. 0430	180	167	2. 39	.1388	142	107	4. 79	.3381	144	114
October.....	41. 25	1. 0675	199	171	2. 42	.1300	144	101	5. 17	.3555	156	120
November.....	41. 75	1. 1463	202	184	2. 32	.1325	138	102	5. 30	.3981	160	134
December.....	40. 25	1. 1020	194	177	2. 61	.1325	155	102	5. 70	.4003	172	135
1917—Year.....	37. 63	1. 3232	182	212	2. 99	.1640	178	127	6. 68	.4267	201	144
Quarters—												
First.....	31. 00	1. 1988	150	192	2. 63	.1432	157	111	6. 16	.4159	186	140
Second.....	35. 53	1. 3800	172	221	3. 15	.1642	187	127	6. 27	.4133	189	139
Third.....	42. 00	1. 3523	203	217	3. 17	.1733	189	134	6. 66	.4138	200	139
Fourth.....	42. 00	1. 3615	203	218	3. 03	.1752	180	135	7. 64	.4639	230	156
Months—												
January.....	a 31. 00	1. 2000	150	192	2. 57	.1365	153	106	6. 31	.4035	190	136
February.....	a 31. 00	1. 1688	150	187	2. 59	.1463	154	113	6. 46	.4319	195	145
March.....	a 31. 00	1. 2220	150	196	2. 74	.1485	163	115	5. 72	.4153	172	140
April.....	a 34. 00	1. 3688	164	219	3. 00	.1631	178	126	6. 66	.4447	201	150
May.....	a 34. 00	1. 4538	164	233	2. 92	.1625	174	126	6. 14	.4060	185	137
June.....	a 38. 60	1. 3300	186	213	3. 52	.1675	209	130	6. 00	.3910	181	132
July.....	a 42. 00	1. 4150	203	227	3. 32	.1685	197	130	6. 40	.3900	193	131
August.....	a 42. 00	1. 3325	203	213	3. 17	.1706	188	132	6. 50	.4147	196	140
September.....	a 42. 00	1. 3180	203	211	3. 03	.1819	180	141	7. 07	.4425	213	149
October.....	a 42. 00	1. 3063	203	209	3. 08	.1725	183	133	7. 29	.4455	220	150
November.....	a 42. 00	1. 2838	203	206	3. 07	.1688	183	131	7. 46	.4572	225	154
December.....	a 42. 00	1. 4680	203	235	2. 94	.1850	175	143	8. 16	.4938	246	166
1918—Year.....	47. 42		229			.2083		161		.5163		174
Quarters—												
First.....	42. 00	1. 8131	203	290	3. 34	.1758	199	136	8. 33	.4942	251	166
Second.....	42. 00	1. 4435	203	231	4. 67	.2231	278	173	7. 75	.4446	233	150
Third.....	50. 87	1. 1225	245	180	(b)	.2215	(b)	171	(b)	.4816	(b)	162
Fourth.....	55. 00	(b)	266	(b)	(b)	.2138	(b)	165	(b)	.6354	(b)	214
Months—												
January.....	a 42. 00	1. 5263	203	244	3. 10	.1790	184	138	8. 06	.5210	243	175
February.....	a 42. 00	1. 8175	203	291	3. 29	.1725	196	133	8. 34	.5094	251	172
March.....	a 42. 00	2. 0390	203	327	3. 63	.1750	216	135	8. 58	.4456	258	150
April.....	a 42. 00	1. 7263	203	277	4. 49	.2063	267	160	8. 70	.4385	262	148
May.....	a 42. 00	1. 4538	203	233	4. 87	.2200	289	170	7. 45	.4572	224	154
June.....	a 42. 00	1. 2090	203	194	4. 66	.2431	277	188	7. 11	.4397	214	148
July.....	a 42. 00	1. 1225	203	180	(b)	.2140	(b)	166	(b)	.4478	(b)	151
August.....	a 55. 00	(b)	266	(b)	(b)	.2163	(b)	167	(b)	.4600	(b)	155
September.....	a 55. 00	(b)	266	(b)	(b)	.2363	(b)	183	(b)	.5456	(b)	184
October.....	a 55. 00	(b)	266	(b)	(b)	.2035	(b)	157	(b)	.5895	(b)	199
November.....	a 55. 00	.9700	266	155	(b)	.2163	(b)	167	(b)	.6306	(b)	212
December.....	a 55. 00	(b)	266	(b)	(b)	.2275	(b)	176	(b)	.6850	(b)	231

a Maximum price.

b No quotation.

## WHOLESALE PRICES IN FRANCE AND THE UNITED STATES, BY MONTHS, QUARTERS, AND YEARS, 1913-1918—Continued.

	Cocoa.				Coffee.				Copper, ingots.			
	Actual price.		Relative price.		Actual price.		Relative price.		Actual price.		Relative price.	
	Fr.	U. S.	Fr.	U. S.	Fr.	U. S.	Fr.	U. S.	Fr.	U. S.	Fr.	U. S.
Market .....	New York.				Le Havre.	New York.			Paris.	New York.		
Unit .....	50 kgs.				50 kgs.	50 kgs.			100 kgs.	Pound.		
Base price...	<i>Frs.</i>	<i>Dolls.</i>			<i>Frs.</i>	<i>Dolls.</i>			<i>Frs.</i>	<i>Dolls.</i>		
1913—Year .....	69.47	0.1311			62.00	0.0949			182.85	0.1501		
Quarters—												
First .....	72.30	.1428	104	109	87.94	.1113	110	117	191.73	.1573	105	105
Second .....	71.25	.1463	103	112	76.58	.1331	124	140	198.58	.1627	109	108
Third .....	71.50	.1463	103	112	66.50	.1146	107	121	187.67	.1544	103	103
Fourth .....	72.97	.1396	105	106	61.92	.0954	100	101	183.17	.1530	103	102
Months—												
January .....	73.50	.1390	106	106	66.75	.1019	108	107	192.50	.1587	105	106
February .....	70.75	.1425	102	109	82.25	.1394	133	147	214.00	.1761	117	117
March .....	71.50	.1463	103	112	74.00	.1350	119	142	201.75	.1625	110	108
April .....	71.50	.1500	103	114	73.50	.1250	119	132	180.00	.1494	98	103
May .....	71.50	.1438	103	110	69.25	.1194	112	126	187.00	.1519	102	101
June .....	71.50	.1475	103	113	68.00	.1138	110	120	190.00	.1563	104	104
July .....	71.50	.1475	103	113	62.25	.1106	100	117	186.00	.1550	102	103
August .....	71.90	.1413	103	108	61.50	.0981	99	103	180.50	.1463	99	97
September .....	73.80	.1388	106	106	59.25	.0956	96	101	185.50	.1513	101	101
October .....	73.50	.1388	106	106	65.00	.0925	105	97	198.50	.1613	109	107
November .....	73.50	.1388	106	106	71.75	.1025	116	108	203.00	.1656	111	110
December .....	73.50	.1413	106	108	65.75	.1075	106	113	197.00	.1655	108	110
1914—Year .....	73.50	.1369	106	104	62.75	.0956	101	101	177.50	.1450	97	97
Quarters—												
First .....	65.18	.1225	94	93	58.71	.0816	95	86	168.48	.1338	92	89
Second .....	66.42	.1298	96	99	60.00	.0929	97	98	177.00	.1467	97	98
Third .....	65.00	.1158	94	88	59.33	.0894	96	94	173.75	.1419	95	95
Fourth .....	62.00	.1184	89	90	57.17	.0798	92	84	165.38	.1276	90	85
Months—												
January .....	(a)	.1259	(a)	96	58.33	.0642	94	68	156.75	.1190	86	79
February .....	69.25	.1288	100	98	62.50	.0913	101	96	178.50	.1488	98	99
March .....	65.00	.1313	94	100	60.00	.0950	97	100	178.00	.1475	97	98
April .....	65.00	.1294	94	99	57.50	.0925	93	97	174.50	.1438	95	96
May .....	65.00	.1175	94	90	58.00	.0894	94	94	178.00	.1438	97	96
June .....	65.00	.1150	94	88	61.00	.0875	98	92	173.00	.1420	95	95
July .....	65.00	.1150	94	88	59.00	.0913	95	96	170.25	.1400	93	93
August .....	62.00	.1138	89	87	56.50	.0882	91	93	167.75	.1340	92	89
September .....	(a)	.1338	(a)	102	58.50	.0750	94	79	163.00	.1250	89	83
October .....	(a)	.1075	(a)	82	56.50	.0763	91	80	(a)	.1238	(a)	82
November .....	(a)	.1063	(a)	81	58.00	.0656	94	69	152.50	.1170	83	78
December .....	(a)	.1138	(a)	87	57.00	.0638	92	67	148.75	.1125	81	75
1915—Year .....	(a)	.1575	(a)	120	60.00	.0631	97	66	169.00	.1275	92	85
Quarters—												
First .....	98.16	.1696	141	129	58.42	.0745	94	79	234.25	.1726	128	115
Second .....	87.75	.1767	126	135	59.00	.0775	95	82	185.33	.1413	101	94
Third .....	102.54	.1669	148	127	55.00	.0760	89	80	231.50	.1775	127	118
Fourth .....	93.75	.1544	135	118	57.33	.0717	92	76	252.67	.1863	138	124
Months—												
January .....	102.19	.1798	147	137	62.33	.0729	101	77	267.50	.1854	146	124
February .....	(a)	.1513	(a)	115	58.00	.0725	94	76	175.00	.1300	96	87
March .....	79.50	.1888	114	144	57.00	.0825	92	87	187.50	.1475	103	98
April .....	96.00	.1900	138	145	62.00	.0775	100	82	193.50	.1463	106	97
May .....	111.50	.1825	160	139	59.00	.0806	95	85	205.00	.1588	112	106
June .....	103.62	.1513	149	115	52.00	.0775	84	82	244.00	.1863	133	124
July .....	92.50	(a)	133	(a)	54.00	.0700	87	74	245.50	.1875	134	125
August .....	93.75	.1475	135	113	55.00	.0738	89	78	267.50	.1988	146	132
September .....	(a)	.1575	b141	120	59.00	.0738	95	78	243.00	.1825	133	122
October .....	(a)	.1581	b148	121	58.00	.0675	94	71	247.50	.1775	135	118
November .....	105.75	.1719	152	131	61.00	.0675	98	71	252.50	.1800	138	120
December .....	122.50	.1950	176	149	63.00	.0750	102	79	265.00	.1788	145	119
1916—Year .....	78.33	.1725	113	132	63.00	.0763	102	80	285.00	.1975	156	132

a No quotation.

b Interpolated.

## WHOLESALE PRICES IN FRANCE AND THE UNITED STATES, BY MONTHS, QUARTERS, AND YEARS, 1913-1918—Continued.

	Cocos.				Coffee.				Copper, ingots.			
	Actual price.		Relative price.		Actual price.		Relative price.		Actual price.		Relative price.	
	Fr.	U. S.	Fr.	U. S.	Fr.	U. S.	Fr.	U. S.	Fr.	U. S.	Fr.	U. S.
Market.....	New York.			.....	Le	New York.			.....	Paris.....	New York.	
Unit.....	50 kgs.	Pound..	.....	.....	Havre.	Pound			.....	100 kgs..	Pound..	
Base price...	<i>Frs.</i> 69.47	<i>Dolls.</i> 0.1311	.....	.....	<i>Frs.</i> 62.00	<i>Dolls.</i> 0.0949			.....	<i>Frs.</i> 182.85	<i>Dolls.</i> 0.1501	
1916—Year.....	109.45	.1503	158	115	74.29	.0924	120	97	410.50	.2754	224	183
Quarters—												
First.....	116.50	.1646	168	126	68.67	.0838	111	88	383.33	.2509	210	167
Second.....	113.17	.1558	163	119	75.50	.0971	122	102	428.83	.2779	234	185
Third.....	109.50	.1504	158	115	76.50	.0946	123	100	385.17	.2675	211	178
Fourth.....	98.64	.1304	142	99	76.50	.0942	123	99	444.67	.3054	243	203
Months—												
January.....	115.50	.1738	166	133	64.00	.0763	103	80	353.50	.2288	193	152
February.....	119.25	.1575	172	120	67.00	.0825	108	87	392.50	.2538	215	169
March.....	114.75	.1625	165	124	75.00	.0925	121	97	404.00	.2700	221	180
April.....	114.50	.1575	165	120	76.00	.0950	123	100	407.60	.2688	223	179
May.....	113.50	.1575	163	120	77.00	.0975	124	103	454.00	.2850	248	190
June.....	111.50	.1525	160	116	73.50	.0988	119	104	425.00	.2800	232	187
July.....	110.50	.1475	159	113	76.50	.0900	123	95	385.00	.2650	211	177
August.....	109.00	.1625	157	124	78.50	.0950	127	100	372.50	.2600	204	173
September.....	109.00	.1413	157	108	74.50	.0988	120	104	398.00	.2775	218	185
October.....	105.16	.1275	151	97	74.50	.0950	120	100	414.00	.2850	226	190
November.....	98.75	.1375	142	105	76.50	.0950	123	100	420.00	.2863	230	191
December.....	92.00	.1263	132	96	78.50	.0925	127	97	500.00	.3450	273	230
1917—Year.....	110.38	.1192	159	91	98.33	.0927	159	98	457.13	.2940	250	196
Quarters—												
First.....	93.08	.1279	134	98	87.17	.0983	141	104	494.33	.3292	270	219
Second.....	113.03	.1217	163	93	93.50	.1000	151	105	487.33	.3250	267	217
Third.....	118.42	.1175	170	90	102.83	.0925	166	97	459.17	.2867	251	191
Fourth.....	117.00	.1096	168	84	100.83	.0800	177	84	387.67	.2850	212	157
Months—												
January.....	90.00	.1350	130	103	82.50	.0975	133	103	460.00	.2950	252	197
February.....	92.00	.1325	132	101	87.50	.1000	141	105	490.00	.3300	268	220
March.....	97.25	.1163	140	89	91.50	.0975	148	103	533.00	.3625	291	242
April.....	105.25	.1275	152	97	91.50	.0950	148	100	525.00	.3400	287	227
May.....	116.33	.1188	167	91	93.50	.1013	151	107	467.00	.3100	255	207
June.....	117.50	.1188	169	91	95.50	.1038	154	109	470.00	.3250	257	217
July.....	118.25	.1225	170	93	99.50	.0950	160	100	485.00	.3175	265	212
August.....	119.00	.1138	171	87	104.50	.0913	169	96	450.00	.2900	246	193
September.....	118.00	.1163	170	89	104.50	.0913	169	96	442.50	.2525	242	168
October.....	117.00	.1150	168	88	108.50	.0850	175	90	399.00	.2350	218	157
November.....	117.00	.1038	168	79	110.50	.0794	178	84	382.00	.2350	209	157
December.....	117.00	.1100	168	84	110.50	.0756	178	80	382.00	.2350	209	157
1918—Year.....	126.13	.1356	182	103	.....	.0935	.....	99	389.79	.2458	213	164
Quarters—												
First.....	115.50	.1329	166	101	109.33	.0862	176	91	382.50	.2350	209	157
Second.....	121.78	.1325	175	101	107.00	.0873	173	92	382.50	.2350	209	157
Third.....	131.75	.1342	190	102	.....	.0887	.....	93	394.17	.2581	216	172
Fourth.....	135.50	.1429	195	109	.....	.1199	.....	126	400.00	.2580	219	172
Months—												
January.....	115.00	.1150	166	88	110.50	.0853	178	90	382.50	.2350	209	157
February.....	116.00	.1363	167	104	110.50	.0844	178	89	382.50	.2350	209	157
March.....	115.50	.1475	166	113	107.00	.0891	173	94	382.50	.2350	209	157
April.....	121.00	.1375	174	105	107.00	.0903	173	95	382.50	.2350	209	157
May.....	120.33	.1338	173	102	107.00	.0873	173	92	382.50	.2350	209	157
June.....	124.00	.1263	178	96	107.00	.0841	173	89	382.50	.2350	209	157
July.....	127.25	.1375	183	105	.....	.0855	.....	90	382.50	.2550	209	170
August.....	134.00	.1375	193	105	.....	.0853	.....	90	400.00	.2600	219	173
September.....	134.00	.1275	193	97	.....	.0959	.....	101	400.00	.2600	219	173
October.....	134.00	.1350	193	103	.....	.1040	.....	110	400.00	.2600	219	173
November.....	135.50	.1863	195	104	.....	.1069	.....	113	400.00	.2600	219	173
December.....	137.00	.1575	197	120	.....	.1725	.....	182	400.00	.2540	219	169

## WHOLESALE PRICES IN FRANCE AND THE UNITED STATES, BY MONTHS, QUARTERS, AND YEARS, 1913-1918—Continued.

Market..... Unit.....  Base price...	Cotton, raw.				Flour.				Gasoline.			
	Actual price.		Relative price.		Actual price.		Relative price.		Actual price.		Relative price.	
	Fr.	U. S.	Fr.	U. S.	Fr.	U. S.	Fr.	U. S.	Fr.	U. S.	Fr.	U. S.
Le Havre. 50 kgs. New York. Pound. Minneapolis. Bbl. of 196 lbs. Paris. Hecto-liter. New York. Barrels												
	<i>Frs.</i>	<i>Dolls.</i>			<i>Frs.</i>	<i>Dolls.</i>			<i>Frs.</i>	<i>Dolls.</i>		
	85. 97	0. 1312			40. 02	4. 5699			44. 17	7. 0350		
1913—Year.....	83. 37	. 1279	97	97	40. 75	4. 5837	102	100	45. 42	7. 0686	103	100
Quarters—												
First.....	81. 83	. 1282	95	98	40. 18	4. 4584	100	98	45. 17	7. 0014	102	100
Second.....	79. 04	. 1216	92	93	41. 87	4. 7096	105	103	45. 83	7. 1400	104	101
Third.....	34. 49	. 1264	98	96	41. 45	4. 6833	104	102	46. 17	7. 1400	105	101
Fourth.....	88. 12	. 1356	103	103	39. 49	4. 4746	95	98	44. 50	7. 0014	101	100
Months—												
January.....	81. 62	. 1306	95	100	40. 28	4. 4813	101	98	44. 50	6. 7200	101	96
February.....	82. 25	. 1280	96	98	40. 10	4. 5188	100	99	45. 50	7. 1400	103	101
March.....	81. 62	. 1259	95	96	40. 14	4. 3750	100	96	45. 50	7. 1400	103	101
April.....	77. 50	. 1229	90	94	41. 56	4. 6100	104	101	45. 50	7. 1400	103	101
May.....	78. 75	. 1200	92	91	42. 03	4. 6563	105	102	45. 50	7. 1400	103	101
June.....	80. 87	. 1219	94	93	42. 03	4. 8625	105	106	46. 50	7. 1400	105	101
July.....	80. 12	. 1235	93	94	42. 03	4. 7700	105	104	46. 50	7. 1400	105	101
August.....	82. 62	. 1211	96	92	41. 55	4. 7900	104	103	46. 50	7. 1400	105	101
September.....	90. 75	. 1346	106	103	40. 76	4. 5800	102	100	45. 50	7. 1400	103	101
October.....	91. 87	. 1400	107	107	39. 64	4. 4563	99	98	44. 50	7. 1400	101	101
November.....	87. 70	. 1368	102	104	39. 49	4. 4875	99	98	44. 50	7. 1400	101	101
December.....	85. 09	. 1300	99	99	39. 33	4. 4800	98	98	44. 50	6. 7200	101	96
1914—Year.....	77. 97	. 1121	91	92	49. 54	5. 0962	124	112	43. 00	6. 4764	97	92
Quarters—												
First.....	83. 41	. 1292	97	98	38. 85	4. 5708	97	100	42. 50	7. 1400	196	101
Second.....	87. 83	. 1336	102	102	40. 28	4. 5508	101	100	43. 50	6. 8586	98	97
Third.....	78. 50	. 1117	91	96	56. 04	5. 3488	140	117	(b)	6. 0186	(b)	86
Fourth.....	62. 50	. 0738	73	58	63. 09	5. 8625	157	128	(b)	5. 8800	(b)	84
Months—												
January.....	84. 87	. 1270	99	97	38. 85	4. 5000	97	98	44. 50	7. 1400	101	101
February.....	83. 87	. 1280	98	98	38. 85	4. 5875	97	100	41. 50	7. 1400	94	101
March.....	81. 50	. 1326	95	101	38. 85	4. 6250	97	101	41. 50	7. 1400	94	101
April.....	84. 00	. 1318	98	100	39. 17	4. 5500	98	100	41. 50	7. 1400	94	101
May.....	90. 00	. 1345	105	103	40. 44	4. 6125	101	101	44. 50	7. 1400	101	101
June.....	89. 50	. 1346	104	103	41. 24	4. 4900	103	98	44. 50	6. 3000	101	90
July.....	78. 50	. 1313	91	100	40. 12	4. 5938	100	101	(b)	6. 3000	(b)	90
August.....	(b)	. 1200	(b)	91	65. 00	5. 5125	162	121	(b)	5. 8800	(b)	84
September.....	(b)	(b)	(b)	c64	63. 00	5. 9400	157	130	(b)	5. 8800	(b)	84
October.....	60. 00	(b)	70	c63	63. 00	5. 7563	157	126	(b)	5. 8800	(b)	84
November.....	64. 00	. 0763	74	58	63. 00	5. 8813	157	129	(b)	5. 8800	(b)	84
December.....	63. 50	. 0759	74	58	63. 00	5. 9500	157	130	(b)	5. 8800	(b)	84
1915—Year.....	89. 08	. 1015	104	77	64. 83	6. 6630	162	146	48. 83	6. 2286	111	89
Quarters—												
First.....	(b)	. 0860	(b)	66	64. 33	7. 3492	161	161	47. 00	5. 5986	106	80
Second.....	76. 50	. 0993	89	76	65. 00	7. 3942	162	162	47. 00	5. 4600	106	78
Third.....	85. 17	. 0985	99	75	65. 00	6. 2242	162	136	49. 33	6. 0186	112	86
Fourth.....	105. 58	. 1225	123	93	65. 00	5. 7479	162	128	52. 00	7. 8414	118	111
Months—												
January.....	(b)	. 0828	(b)	63	63. 00	6. 8563	157	150	47. 00	5. 8800	106	84
February.....	(b)	. 0854	(b)	65	65. 00	7. 7063	162	169	47. 00	5. 4600	106	78
March.....	(b)	. 0899	(b)	69	65. 00	7. 4850	162	164	47. 00	5. 4600	106	78
April.....	80. 00	. 1029	93	78	65. 00	7. 7063	162	169	47. 00	5. 4600	106	78
May.....	74. 00	. 0984	86	75	65. 00	7. 8813	162	172	47. 00	5. 4600	106	78
June.....	75. 50	. 0967	88	74	65. 00	6. 5950	162	144	47. 00	5. 4600	106	78
July.....	75. 25	. 0920	88	70	65. 00	7. 0313	162	154	47. 00	5. 4600	106	78
August.....	83. 75	. 0938	97	71	65. 00	6. 3100	162	138	49. 00	5. 8800	111	84
September.....	96. 50	. 1098	112	84	65. 00	5. 3313	162	117	52. 00	6. 7200	118	96
October.....	105. 75	. 1250	123	95	65. 00	5. 5188	162	121	52. 00	7. 1400	118	101
November.....	100. 50	. 1189	117	91	65. 00	5. 5000	162	120	52. 00	7. 9800	118	113
December.....	110. 50	. 1236	129	94	65. 00	6. 2250	162	136	52. 00	8. 4000	118	119

a Price does not include barrel.

b No quotation.

c Interpolated.



WHOLESALE PRICES IN FRANCE AND THE UNITED STATES, BY MONTHS, QUARTERS, AND YEARS, 1913-1918—Continued.

	Cotton, raw.				Flour.				Gasoline.				
	Actual price.		Relative price.		Actual price.		Relative price.		Actual price.		Relative price.		
	Fr.	U. S.	Fr.	U. S.	Fr.	U. S.	Fr.	U. S.	Fr.	U. S.	Fr.	U. S.	
Market.....	Le Havre. 50 kgs.	New York. Pound.				Minneapolis. Bbls. of 196 lbs.				Paris....	New York. Barrel.		
Unit.....					100 kgs.					Hecto- liter.			
Base price...	Frs. 85.97	Dolls. 0.1312			Frs. 40.02	Dolls. 4.5699				Frs. 44.17	Dolls. 7.0350		
1916—Year.....	134.10	.1447	156	110	65.00	7.2639	162	159	62.79	9.6600	142	137	
Quarters—													
First.....	118.00	.1203	137	92	65.00	6.3217	162	138	55.33	9.3786	125	133	
Second....	118.25	.1264	138	96	65.00	6.0571	162	133	63.42	10.0800	144	143	
Third.....	127.92	.1447	149	110	65.00	7.3767	162	161	67.00	9.9414	152	141	
Fourth....	161.50	.1881	188	143	65.00	9.2621	162	203	65.42	9.2400	148	131	
Months—													
January....	118.00	.1240	137	95	65.00	6.6438	162	145	52.00	8.8200	118	125	
February... (b)	118.00	.1174	<i>c136</i>	89	65.00	6.4400	162	141	57.00	9.2400	129	131	
March..... (b)	115.25	.1194	<i>c135</i>	91	65.00	5.8813	162	129	57.00	10.0800	129	143	
April.....	115.25	.1206	134	92	65.00	6.2188	162	136	61.63	10.0800	140	143	
May.....	120.75	.1291	140	98	65.00	6.1900	162	135	61.63	10.0800	140	143	
June.....	118.75	.1294	138	99	65.00	5.7625	162	126	67.00	10.0800	152	143	
July.....	118.00	.1304	137	99	65.00	6.1000	162	133	67.00	10.0800	152	143	
August....	131.25	.1454	153	111	65.00	7.6050	162	166	67.00	10.0800	152	143	
September..	134.50	.1584	156	121	65.00	8.4250	162	184	67.00	9.6600	152	137	
October....	153.50	.1812	179	138	65.00	9.2800	162	203	67.00	9.2400	152	131	
November... (b)	168.00	.2006	195	153	65.00	9.8250	162	215	64.63	9.2400	146	131	
December... (b)	163.00	.1824	190	139	65.00	8.6813	162	190	64.63	9.2400	146	131	
1917—Year.....	249.19	.2350	290	179	65.00	11.3909	162	249	76.95	9.9750	174	142	
Quarters—													
First.....	174.33	.1752	203	134	65.00	9.2981	162	203	70.04	9.6600	159	137	
Second....	241.13	.2207	280	168	65.00	13.5731	162	297	76.58	10.0800	173	143	
Third.....	270.92	.2499	315	190	65.00	12.3904	162	271	77.25	10.0800	175	143	
Fourth....	310.42	.2944	361	224	65.00	10.3404	162	226	83.92	10.0800	190	143	
Months—													
January....	164.50	.1763	191	134	65.00	9.2150	162	202	64.63	9.2400	146	131	
February... (b)	165.75	.1631	193	124	65.00	9.0688	162	198	70.25	9.6600	159	137	
March.....	192.75	.1859	224	142	65.00	9.6313	162	211	75.25	10.0800	170	143	
April.....	207.50	.2033	241	155	65.00	11.6188	162	254	75.25	10.0800	170	143	
May.....	229.38	.2076	267	158	65.00	14.8800	162	226	77.26	10.0800	175	143	
June.....	286.50	.2545	333	194	65.00	13.8938	162	304	77.25	10.0800	175	143	
July.....	277.25	.2612	323	199	65.00	12.7500	162	279	77.25	10.0800	175	143	
August....	266.00	.2586	309	197	65.00	13.0688	162	286	77.25	10.0800	175	143	
September..	269.50	.2271	313	173	65.00	11.2625	162	246	77.25	10.0800	175	143	
October....	291.25	.2813	339	214	65.00	10.6000	162	232	82.25	10.0800	186	143	
November... (b)	315.50	.2991	367	228	65.00	10.2250	162	224	82.25	10.0800	186	143	
December... (b)	324.50	.3060	377	233	65.00	10.1313	162	222	87.25	10.0800	198	143	
1918—Year.....		.3178		242	65.00	10.1407	162	222		10.1724		145	
Quarters—													
First.....	342.08	.3267	398	249	65.00	10.1538	162	222	87.25	10.0800	198	143	
Second....	328.58	.3001	382	229	65.00	9.7942	162	214	87.25	10.0800	198	143	
Third.....		.3362		256	65.00	10.3992	162	228	87.25	10.2312	198	145	
Fourth....		.3090		236	65.00	10.2100	162	223		10.2900		146	
Months—													
January....	328.00	.3236	382	247	65.00	10.0850	162	221	87.25	10.0800	198	143	
February... (b)	338.75	.3195	394	243	65.00	10.3000	162	225	87.25	10.0800	198	143	
March.....	359.50	.3386	418	258	65.00	10.0938	162	221	87.25	10.0800	198	143	
April.....	319.25	.3172	371	242	65.00	9.9850	162	219	87.25	10.0800	198	143	
May.....	327.00	.2749	380	210	65.00	9.5250	162	208	87.25	10.0800	198	143	
June.....	339.50	.3039	395	232	65.00	9.8250	162	215	87.25	10.0800	198	143	
July.....		.3123		238	65.00	10.7120	162	234	87.25	10.1220	198	144	
August....		.3446		263	65.00	10.2100	162	223	87.25	10.2900	198	146	
September..		.3578		273	65.00	10.2100	162	223	87.25	10.2900	198	146	
October....		.3249		248	65.00	10.2100	162	223	87.25	10.2900	198	146	
November... (b)		.2903		225	65.00	10.2100	162	223	101.75	10.2900	230	146	
December... (b)		.3042		232	65.00	10.2100	162	223		10.2900		146	

a Price does not include barrel.

b No quotation.

c Interpolated.

## WHOLESALE PRICES IN FRANCE AND THE UNITED STATES, BY MONTHS, QUARTERS, AND YEARS, 1913-1918—Continued.

	Glycerin, dynamite.				Glycerin, saponification.				Hay.			
	Actual price.		Relative price.		Actual price.		Relative price.		Actual price.		Relative price.	
	Fr.	U. S.	Fr.	U. S.	Fr.	U. S.	Fr.	U. S.	Fr.	U. S.	Fr.	U. S.
Market	Paris	New York			Paris	New York			Kansas City			
Unit	100kgs.	Pound			100kgs.	Pound			520 kgs.	Ton		
Base price	<i>Fr.</i> 134.63	<i>Dolls.</i> 0.1935			<i>Fr.</i> 160.56	<i>Dolls.</i> 0.2004			<i>Fr.</i> 38.52	<i>Dolls.</i> 15.0813		
1913—Year	133.99	.1913	100	99	158.55	.1971	99	98	41.94	13.9167	109	93
Quarters—												
First	133.16	.1858	99	96	158.25	.1875	99	94	48.00	13.7500	125	91
Second	134.72	.1942	100	100	155.55	.1992	97	99	43.67	12.5417	113	83
Third	128.42	.1867	95	96	154.49	.1942	96	97	37.92	13.2917	98	88
Fourth	139.67	.1983	104	102	165.92	.2075	103	104	38.16	16.0833	99	107
Months—												
January	130.50	.1875	97	97	156.00	.1875	97	94	47.50	15.0000	123	100
February	132.12	.1800	98	98	158.75	.1875	99	94	47.75	12.7500	124	85
March	136.87	.1900	102	98	160.00	.1875	100	94	48.75	13.5000	127	90
April	136.00	.1975	101	102	158.50	.2000	99	100	46.90	13.7500	122	91
May	135.00	.1950	100	101	155.00	.2000	97	100	43.12	13.7500	112	91
June	133.15	.1900	99	98	153.15	.1975	95	99	41.00	10.1250	106	67
July	124.00	.1825	92	94	148.50	.1925	92	96	43.00	12.5000	112	83
August	127.50	.1825	95	94	154.37	.1925	96	96	32.75	12.1250	85	81
September	133.75	.1950	99	101	160.62	.1975	100	99	38.00	15.2500	99	101
October	140.00	.2000	104	103	165.50	.2075	103	104	38.37	16.2500	100	108
November	140.00	.1950	104	101	166.25	.2075	104	104	37.75	16.0000	98	106
December	139.00	.2000	103	103	166.00	.2075	103	104	38.37	16.0000	100	106
1914—Year	132.53	.2042	98	106	159.21	.2148	99	107	47.16	14.5000	102	96
Quarters—												
First	134.16	.1958	100	101	160.41	.2008	100	100	39.00	15.5000	101	103
Second	136.29	.1933	101	100	161.41	.1992	101	99	39.00	15.2500	101	101
Third	131.33	.2108	98	109	155.00	.2217	97	111	(a)	13.2500	(a)	87
Fourth	128.33	.2167	95	112	160.00	.2375	100	119	71.63	13.6667	186	91
Months—												
January	134.37	.1950	100	101	160.62	.2025	100	101	39.00	16.0000	101	106
February	133.12	.1950	99	101	160.62	.2000	100	100	39.00	15.2500	101	101
March	135.00	.1975	100	102	160.00	.2000	100	100	39.00	15.2500	101	101
April	137.00	.1950	102	101	163.00	.2000	102	100	39.00	15.0000	101	100
May	136.87	.1925	102	99	163.10	.2000	102	100	39.00	15.7500	101	105
June	135.00	.1925	100	99	158.12	.1975	98	99	39.00	15.0000	101	100
July	133.00	.1925	99	99	157.50	.1975	98	99	(a)	12.5000	(a)	83
August	133.50	.1900	99	98	157.50	.1975	98	99	(a)	13.7500	(a)	91
September	127.50	.2500	95	129	150.00	.2700	93	135	(a)	13.7500	(a)	87
October	130.00	.2350	97	121	160.00	.2450	100	122	(a)	13.2500	(a)	83
November	130.00	.2100	97	109	160.00	.2400	100	120	(a)	13.7500	(a)	91
December	125.00	.2050	93	106	160.00	.2275	100	114	71.25	14.0000	185	93
1915—Year	136.74	.2850	102	147	187.54	.2960	117	148	74.10	13.2500	192	88
Quarters—												
First	123.75	.2100	92	109	158.33	.2183	99	109	71.17	13.6667	185	91
Second	123.75	.1967	92	102	149.17	.2042	93	102	75.58	14.6667	196	95
Third	142.92	.2217	106	115	185.83	.2300	116	115	73.67	11.8333	191	79
Fourth	156.53	.5117	116	264	256.83	.5317	160	285	76.00	12.8333	197	85
Months—												
January	125.00	.2100	93	109	160.00	.2200	100	110	71.25	13.7500	185	91
February	125.00	.2150	93	111	160.00	.2200	100	110	71.25	13.7500	185	91
March	121.25	.2050	90	106	155.00	.2150	97	107	71.00	13.5000	184	90
April	122.50	.1850	91	96	150.00	.2000	93	100	72.75	15.0000	189	100
May	121.25	.1900	90	98	147.50	.1925	92	96	76.00	14.2500	197	95
June	127.50	.2150	95	111	150.00	.2200	93	110	78.00	14.7500	202	98
July	131.25	.2100	97	109	162.50	.2200	101	110	73.50	11.0000	191	73
August	140.00	.2150	104	111	180.00	.2250	112	112	73.50	12.2500	191	82
September	157.50	.2400	117	124	215.00	.2450	134	122	74.00	12.2500	192	82
October	155.62	.3500	116	181	232.50	.3450	145	172	75.00	12.2500	195	82
November	156.87	.5800	117	300	270.00	.6000	168	299	76.00	13.0000	197	86
December	157.10	.6050	117	313	268.00	.6500	167	324	77.00	13.2500	200	88

(a) No quotation.

## WHOLESALE PRICES IN FRANCE AND THE UNITED STATES, BY MONTHS, QUARTERS, AND YEARS, 1913-1918—Continued.

	Glycerin, dynamite.				Glycerin, saponification.				Hay.			
	Actual price.		Relative price.		Actual price.		Relative price.		Actual price.		Relative price.	
	Fr.	U. S.	Fr.	U. S.	Fr.	U. S.	Fr.	U. S.	Fr.	U. S.	Fr.	U. S.
<b>Market</b> .....	<b>Paris</b>	<b>New York.</b>	.....	.....	<b>Paris</b>	<b>New York.</b>	.....	.....	.....	<b>Kansas City.</b>	.....	.....
<b>Unit</b> .....	<b>100 kgs.</b>	<b>Pound.</b>	.....	.....	<b>100 kgs.</b>	<b>Pound</b>	.....	.....	<b>520 kgs.</b>	<b>Ton</b>	.....	.....
<b>Base price</b> ...	<i>Frs.</i> 134. 63	<i>Dolls.</i> 0. 1935	.....	.....	<i>Frs.</i> 160. 56	<i>Dolls.</i> 0. 2004	.....	.....	<i>Frs.</i> 38. 52	<i>Dolls.</i> 15. 0313	.....	.....
1916—Year.....	135. 79	. 4896	101	253	182. 59	. 5079	114	253	85. 49	14. 4167	222	96
Quarters—												
First.....	156. 87	. 5167	117	267	198. 87	. 5250	124	262	77. 00	14. 7500	200	98
Second.....	142. 29	. 5700	106	295	182. 50	. 5733	114	286	80. 89	13. 8333	210	92
Third.....	128. 33	. 3883	94	201	170. 17	. 4333	106	216	83. 17	12. 1667	216	81
Fourth.....	117. 67	. 4833	87	250	178. 83	. 5000	111	249	101. 39	16. 9167	263	113
Months—												
January.....	156. 25	. 5000	116	258	205. 00	. 5250	128	262	77. 00	14. 2550	200	95
February.....	156. 87	. 5000	117	258	190. 62	. 5200	119	259	77. 00	15. 5000	200	103
March.....	157. 50	. 5500	117	284	201. 00	. 5300	125	264	77. 00	14. 5000	200	96
April.....	144. 37	. 5500	107	284	187. 50	. 5700	117	284	78. 25	14. 5000	203	96
May.....	142. 50	. 6000	106	310	180. 00	. 6000	112	299	82. 16	15. 7500	213	105
June.....	140. 00	. 5600	104	289	180. 00	. 5500	112	274	80. 75	11. 2500	210	75
July.....	140. 00	. 4700	104	243	172. 50	. 5000	107	249	83. 00	11. 5000	215	77
August.....	124. 00	. 3200	92	165	173. 00	. 4000	108	200	80. 50	11. 5000	209	77
September.....	115. 00	. 3750	85	194	165. 00	. 4000	103	200	86. 00	13. 5000	223	90
October.....	110. 00	. 4500	82	233	173. 75	. 4500	108	225	88. 66	14. 5000	230	96
November.....	118. 00	. 5000	88	258	177. 75	. 5250	111	262	101. 00	16. 7500	262	111
December.....	125. 00	. 5000	93	258	185. 00	. 5250	115	262	114. 50	19. 5000	297	130
1917—Year.....	161. 51	. 5963	120	308	239. 33	. 6113	149	305	158. 29	23. 8333	411	159
Quarters—												
First.....	132. 91	. 5133	99	265	203. 58	. 5433	127	271	120. 67	20. 1667	313	134
Second.....	153. 75	. 5633	114	291	236. 67	. 5750	147	287	145. 22	23. 8333	377	159
Third.....	175. 00	. 6267	130	324	250. 00	. 6333	156	316	149. 50	22. 3333	388	149
Fourth.....	184. 37	. 6817	137	352	267. 08	. 6933	166	346	217. 78	29. 0000	565	193
Months—												
January.....	126. 00	. 4900	94	253	197. 00	. 5300	123	264	115. 50	20. 0000	300	133
February.....	133. 37	. 5200	99	269	205. 00	. 5500	128	274	120. 50	20. 2500	313	135
March.....	139. 37	. 5300	104	274	208. 75	. 5500	130	274	126. 00	20. 2500	327	135
April.....	146. 25	. 5400	109	279	215. 00	. 5550	134	277	137. 50	22. 0000	357	146
May.....	155. 00	. 5500	115	284	245. 00	. 5600	153	279	150. 66	24. 2500	391	161
June.....	160. 00	. 6000	119	310	250. 00	. 6100	156	304	147. 50	25. 2500	383	168
July.....	175. 00	. 6000	130	310	250. 00	. 6200	156	309	139. 00	20. 0000	361	133
August.....	175. 00	. 6300	130	326	250. 00	. 6400	156	319	141. 50	23. 2500	367	155
September.....	175. 00	. 6500	130	336	250. 00	. 6400	156	319	163. 00	23. 7500	436	158
October.....	175. 00	. 6850	130	354	250. 00	. 6800	156	339	189. 33	24. 7500	492	165
November.....	175. 00	. 7000	130	362	262. 50	. 7000	163	349	232. 00	29. 7500	602	198
December.....	203. 12	. 6600	151	341	288. 75	. 7000	180	349	232. 00	32. 5000	602	216
1918—Year.....	.....	. 5917	.....	306	.....	. 6050	.....	302	241. 28	27. 6875	626	....
Quarters—												
First.....	225. 00	. 6500	167	336	350. 00	. 6700	218	334	234. 50	31. 3333	609	208
Second.....	225. 00	. 6333	167	327	372. 50	. 6500	232	324	240. 55	23. 2500	624	155
Third.....	225. 00	. 6133	167	317	312. 50	. 6267	195	313	227. 50	25. 2500	591	168
Fourth.....	.....	. 4700	.....	243	.....	. 4733	.....	236	262. 55	30. 9167	682	.....
Months—												
January.....	225. 00	. 6400	167	331	300. 00	. 6750	187	337	232. 00	32. 0000	602	213
February.....	225. 00	. 6500	167	336	350. 00	. 6750	218	337	234. 50	31. 2500	609	208
March.....	225. 00	. 6600	167	341	400. 00	. 6600	249	329	237. 00	30. 7500	615	205
April.....	225. 00	. 6600	167	341	412. 50	. 6700	257	334	239. 50	24. 5000	622	163
May.....	225. 00	. 6400	167	331	355. 00	. 6500	221	324	243. 66	23. 7500	633	158
June.....	225. 00	. 6000	167	310	350. 00	. 6300	218	314	238. 50	21. 5000	619	143
July.....	225. 00	. 6250	167	323	325. 00	. 6400	202	319	219. 50	20. 5000	570	136
August.....	( <i>a</i> ) 225. 00	. 6150	<i>b</i> 167	318	( <i>a</i> ) 325. 00	. 6300	<i>b</i> 195	314	222. 00	24. 2500	576	161
September.....	225. 00	. 6000	167	310	300. 00	. 6100	187	304	241. 00	31. 0000	626	206
October.....	.....	. 5800	.....	300	.....	. 5900	.....	294	258. 66	31. 5000	671	210
November.....	.....	. 5800	.....	300	.....	. 5800	.....	289	267. 00	30. 5000	693	.....
December.....	.....	. 2500	.....	129	.....	. 2500	.....	125	262. 00	30. 7500	680	.....

*a* No quotation.*b* Interpolated.

## WHOLESALE PRICES IN FRANCE AND THE UNITED STATES, BY MONTHS, QUARTERS, AND YEARS, 1913-1918—Continued.

Market Unit	Lard, American.				Lead.				Lime, Chloride of.			
	Actual price.		Relative price.		Actual price.		Relative price.		Actual price.		Relative price.	
	Fr.	U. S.	Fr.	U. S.	Fr.	U. S.	Fr.	U. S.	Fr.	U. S.	Fr.	U. S.
	Mar- seille. 100kgs.	New York. Pound.			Paris 100kgs.	New York. Pound.			100 kgs.	New York. 100 lbs.		
Base price...	<i>Fr.</i> 139.67	<i>Dolls.</i> 0.1080			<i>Fr.</i> 56.79	<i>Dolls.</i> 0.0418			<i>Fr.</i> 19.00	<i>Dolls.</i> 1.9167		
1913—Year	140.58	.1101	101	102	54.98	.0437	97	105	18.56	2.3750	98	124
Quarters—												
First	135.00	.1058	97	98	50.00	.0432	88	103	18.00	2.5000	95	130
Second	140.67	.1115	101	103	54.08	.0435	95	104	18.25	2.5000	96	130
Third	144.67	.1144	104	106	59.42	.0456	105	109	19.00	2.5000	100	130
Fourth	142.00	.1081	102	100	56.42	.0425	99	102	19.00	2.0000	100	104
Months—												
January	129.00	.1009	92	93	52.75	.0432	93	103	18.00	2.5000	95	130
February	138.00	.1065	99	99	49.50	.0433	87	104	18.00	2.5000	95	130
March	138.00	.1101	99	102	47.75	.0433	84	104	18.00	2.5000	95	130
April	138.00	.1116	99	103	49.25	.0438	87	105	18.00	2.5000	95	130
May	142.00	.1118	102	104	53.75	.0434	95	104	18.00	2.5000	95	130
June	142.00	.1110	102	103	59.25	.0433	104	104	18.75	2.5000	99	130
July	146.00	.1159	105	107	59.00	.0435	104	104	19.00	2.5000	100	130
August	144.00	.1141	103	106	60.25	.0462	106	111	19.00	2.5000	100	130
September	144.00	.1133	103	105	59.00	.0470	104	112	19.00	2.5000	100	130
October	142.00	.1071	102	99	58.75	.0440	103	105	19.00	2.0000	100	104
November	142.00	.1093	102	101	58.00	.0429	102	103	19.00	2.0000	100	104
December	142.00	.1079	102	100	52.50	.0405	92	97	19.00	2.0000	100	104
1914—Year	136.00	.1037	97	96	56.05	.0386	99	92	19.00	1.5833	100	83
Quarters—												
First	140.00	.1076	100	100	56.42	.0404	99	97	19.00	1.6667	100	87
Second	132.00	.1019	95	94	54.92	.0387	97	93	19.00	1.5000	100	78
Third	(a)	.1002	(a)	93	55.25	.0386	97	92	19.00	1.5000	100	78
Fourth	(a)	.1057	(a)	98	57.33	.0367	101	88	(a)	1.6667	(a)	87
Months—												
January	142.00	.1096	102	101	54.25	.0411	96	98	19.00	1.7500	100	91
February	139.00	.1070	100	99	57.25	.0405	101	97	19.00	1.7500	100	91
March	139.00	.1061	100	98	57.75	.0397	102	95	19.00	1.5000	100	78
April	132.00	.1041	95	96	53.50	.0381	94	91	19.00	1.5000	100	78
May	132.00	.1006	95	93	54.50	.0390	96	93	19.00	1.5000	100	78
June	132.00	.1011	95	94	56.75	.0390	100	93	19.00	1.5000	100	78
July	(a)	.1023	(a)	95	55.50	.0389	98	93	(a)	1.5000	100	78
August	(a)	.0978	(a)	91	55.00	.0388	97	93	(a)	1.5000	(a)	78
September	(a)	.1005	(a)	93	(a)	.0383	(a)	92	(a)	1.5000	(a)	78
October	(a)	.1030	(a)	95	59.00	.0353	104	84	(a)	1.5000	(a)	78
November	(a)	.1113	(a)	103	55.00	.0368	97	88	(a)	1.7500	(a)	91
December	(a)	.1027	(a)	95	58.00	.0380	102	91	(a)	1.7500	(a)	91
1915—Year	149.42	.0940	107	87	71.94	.0467	127	112	55.00	3.2292	289	169
Quarters—												
First	152.17	.1037	109	96	59.25	.0387	104	93	(a)	2.0000	(a)	104
Second	144.17	.0960	103	89	68.83	.0481	121	115	(a)	2.6667	(a)	139
Third	139.83	.0819	100	76	76.25	.0498	134	119	(a)	3.7500	(a)	196
Fourth	161.50	.0954	116	88	83.42	.0504	147	121	55.00	4.5000	289	235
Months—												
January	141.50	.1076	101	100	57.25	.0373	101	89	(a)	2.0000	(a)	104
February	157.50	.1044	113	97	57.50	.0383	101	92	(a)	2.0000	(a)	104
March	157.50	.0990	113	92	63.00	.0405	111	97	(a)	2.0000	(a)	104
April	147.50	.0986	106	91	69.50	.0422	122	101	(a)	2.5000	(a)	130
May	142.50	.0979	102	91	66.50	.0427	117	102	(a)	2.5000	(a)	130
June	142.50	.0916	102	85	70.50	.0593	124	142	(a)	3.0000	(a)	157
July	142.50	.0809	102	75	78.50	.0566	138	135	(a)	3.5000	(a)	183
August	122.50	.0814	88	75	74.00	.0466	130	111	(a)	3.7500	(a)	196
September	154.50	.0833	111	77	76.25	.0461	134	110	(a)	4.0000	(a)	209
October	162.50	.0943	116	87	80.50	.0460	142	110	(a)	4.0000	(a)	209
November	157.50	.0929	113	86	81.25	.0516	143	123	(a)	4.5000	(a)	235
December	164.50	.0989	118	92	88.50	.0536	156	128	55.00	5.0000	289	261

(a) No quotation.

## WHOLESALE PRICES IN FRANCE AND THE UNITED STATES, BY MONTHS, QUARTERS, AND YEARS, 1913-1918—Continued.

	Lard, American.				Lead.				Lime, chloride of.				
	Actual price.		Relative price.		Actual price.		Relative price.		Actual price.		Relative price.		
	Fr.	U. S.	Fr.	U. S.	Fr.	U. S.	Fr.	U. S.	Fr.	U. S.	Fr.	U. S.	
Market	Mar-	New			Paris	New					New		
Unli.	aill.	York				York					York		
	100kgs.	Pound			100kgs.	Pound					100 lbs.		
Base price	Fr.	Dolls.			Fr.	Dolls.					Fr.	Dolls.	
	139.67	0.1080			56.79	0.0418					19.00	1.9167	
1916—Year	232.17	.1347	166	125	101.40	.0686	179	164	55.00	5.8750	289	307	
Quarters—													
First	189.17	.1067	135	99	100.36	.0643	177	154	55.00	6.6667	289	348	
Second	227.50	.1277	163	118	106.67	.0734	188	176	55.00	7.0000	289	365	
Third	234.50	.1390	168	129	95.25	.0647	168	155	55.00	6.3333	289	330	
Fourth	277.50	.1664	199	154	103.33	.0719	182	172	55.00	3.5000	289	183	
Months—													
January	177.50	.1044	127	97	99.50	.0592	175	142	55.00	6.0000	289	313	
February	192.50	.1025	138	95	98.00	.0625	173	150	55.00	7.0000	289	365	
March	197.50	.1131	141	105	103.59	.0714	182	171	55.00	7.0000	289	365	
April	232.50	.1210	166	112	111.00	.0763	195	183	55.00	7.0000	289	365	
May	232.50	.1312	166	121	108.00	.0746	190	178	55.00	7.0000	289	365	
June	217.50	.1310	156	121	101.00	.0694	178	166	55.00	7.0000	289	365	
July	220.50	.1313	158	122	92.00	.0635	162	152	55.00	7.0000	289	365	
August	240.50	.1369	172	127	94.00	.0624	166	149	55.00	7.0000	289	365	
September	242.50	.1489	174	138	99.75	.0681	176	163	55.00	5.0000	289	261	
October	257.50	.1578	184	146	102.50	.0700	180	167	55.00	3.5000	289	183	
November	287.50	.1730	206	160	103.75	.0704	183	168	55.00	3.5000	289	183	
December	287.50	.1683	206	156	103.75	.0751	183	180	55.00	3.5000	289	183	
1917—Year	425.42	.2170	305	201	146.13	.0879	257	210	75.50	4.8125	397	251	
Quarters—													
First	340.83	.1760	244	163	106.25	.0849	187	203	68.83	3.5000	362	183	
Second	407.50	.2178	292	202	186.00	.1022	328	244	77.17	4.5000	406	235	
Third	447.50	.2230	320	206	(a)	.0999	(a)	239	78.00	5.2500	411	274	
Fourth	505.83	.2573	362	238	(a)	.0644	(a)	154	78.00	6.0000	411	313	
Months—													
January	307.50	.1607	220	149	104.50	.0763	184	183	62.50	3.5000	329	183	
February	337.50	.1723	242	160	108.00	.0864	190	207	70.00	3.5000	368	183	
March	377.50	.1999	270	185	(a)	.0920	<sup>b</sup> 248	220	74.00	3.5000	389	183	
April	397.50	.2131	285	197	174.00	.0929	306	222	78.00	4.5000	411	235	
May	412.50	.2251	295	208	198.00	.1021	349	244	78.00	4.5000	411	235	
June	412.50	.2120	295	196	(a)	.1117	(a)	267	75.50	4.5000	397	235	
July	397.50	.2013	285	186	(a)	.1071	(a)	256	78.00	5.2500	411	274	
August	467.50	.2266	335	210	(a)	.1059	(a)	253	78.00	5.2500	411	274	
September	477.50	.2421	342	224	(a)	.0868	(a)	208	78.00	5.2500	411	274	
October	477.50	.2468	342	229	(a)	.0671	(a)	161	78.00	6.0000	411	313	
November	527.50	.2788	378	258	(a)	.0625	(a)	150	78.00	6.0000	411	313	
December	512.50	.2535	367	235	(a)	.0638	(a)	153	78.00	6.0000	411	313	
1918—Year		.2603		241		.0741		177	86.00	4.5000	453	235	
Quarters—													
First	512.50	.2595	367	240	(a)	.0699	(a)	167	78.00	6.0000	411	313	
Second	534.17	.2512	382	233	(a)	.0707	(a)	169	86.00	4.0000	453	209	
Third	512.50	.2682	367	248	(a)	.0804	(a)	192	90.00	4.0000	474	209	
Fourth		.2628		243	(a)	.0755	(a)	181	90.00	4.0000	474	209	
Months—													
January	512.50	.2495	367	231	(a)	.0678	(a)	162	78.00	6.0000	411	313	
February	512.50	.2678	367	248	(a)	.0698	(a)	167	78.00	6.0000	411	313	
March	512.50	.2659	367	246	(a)	.0720	(a)	172	78.00	6.0000	411	313	
April	527.50	.2583	378	239	(a)	.0677	(a)	162	78.00	4.0000	411	209	
May	537.50	.2484	385	230	(a)	.0682	(a)	163	90.00	4.0000	474	209	
June	537.50	.2450	385	227	(a)	.0761	(a)	182	90.00	4.0000	474	209	
July	512.50	.2640	367	244	(a)	.0803	(a)	192	90.00	4.0000	474	209	
August	512.50	.2689	367	249	(a)	.0805	(a)	193	90.00	4.0000	474	209	
September	512.50	.2716	367	251	(a)	.0805	(a)	193	90.00	4.0000	474	209	
October	(a)	.2658	(a)	246	(a)	.0805	(a)	193	90.00	4.0000	474	209	
November	(a)	.2717	(a)	252	(a)	.0805	(a)	193	90.00	4.0000	474	209	
December		.2545		236		.0656	(a)	157	90.00	4.0000	474	209	

a No quotation.

b Interpolated.

WHOLESALE PRICES IN FRANCE AND THE UNITED STATES, BY MONTHS, QUARTERS, AND YEARS, 1913-1918—Continued.

	Mutton, dressed.				Oats.				Oil, colza.			
	Actual price.		Relative price.		Actual price.		Relative price.		Actual price.		Relative price.	
	Fr.	U. S.	Fr.	U. S.	Fr.	U. S.	Fr.	U. S.	Fr.	U. S.	Fr.	U. S.
Market.....	Paris	New York			Paris	Kansas City			Paris	New York		
Unit.....	Kg. (dr. wt.)	Pound			100 kgs	Bushel			100 kgs.	Gallon		
Base price...	<i>Frs.</i> 2.50	<i>Dolls.</i> 0.0994			<i>Frs.</i> 20.70	<i>Dolls.</i> 0.3988			<i>Frs.</i> 77.88	<i>Dolls.</i> 0.6242		
1913—Year.....	2.36	.1025	94	103	21.05	.3754	102	94	75.88	.6658	97	107
Quarters—												
First.....	(a)	.1000	(a)	101	21.29	.3342	103	84	71.33	.6800	92	109
Second.....	2.18	.1167	87	117	21.46	.3542	104	89	75.00	.6767	96	108
Third.....	2.37	.0981	95	99	21.46	.4067	104	102	79.50	.6700	102	107
Fourth.....	2.46	.0940	98	95	19.99	.4067	97	102	77.67	.6367	100	102
Months—												
January.....	(a)	.0900	(a)	91	21.87	.3325	106	83	74.00	.6800	95	109
February.....	(a)	.1019	(a)	103	21.37	.3425	103	86	69.00	.6800	89	109
March.....	(a)	.1081	(a)	109	20.62	.3275	100	82	71.00	.6800	91	109
April.....	(a)	.1325	(a)	133	21.37	.3375	103	85	75.00	.6800	96	109
May.....	2.20	.1150	88	116	21.25	.3425	103	86	74.75	.6800	96	109
June.....	2.17	.1025	87	103	21.75	.3825	105	96	75.25	.6700	97	107
July.....	2.22	.1035	89	104	21.87	.3900	106	98	81.50	.6700	105	107
August.....	2.50	.0938	100	94	21.75	.4050	105	102	80.50	.6700	103	107
September...	2.40	.0970	96	98	20.75	.4250	100	107	76.50	.6700	98	107
October.....	2.38	.0950	95	96	20.62	.4200	100	105	78.00	.6700	100	107
November...	2.42	.0931	97	94	19.62	.4000	95	100	77.25	.6200	99	99
December...	2.59	.0940	103	95	19.75	.4000	95	100	77.75	.6200	100	99
1914—Year.....	2.40	.1000	96	102	21.66	.4031	105	101	83.40	.6488	107	104
Quarters—												
First.....	2.54	.1012	102	102	19.20	.3908	98	98	78.33	.6000	101	96
Second.....	2.62	.1043	105	105	22.12	.3908	107	98	76.00	.5900	98	95
Third.....	2.44	.0970	98	98	22.75	.4000	110	100	80.75	.6767	104	108
Fourth.....	2.00	.1019	80	103	22.92	.4308	111	108	98.50	.7283	126	117
Months—												
January.....	2.52	.0981	101	99	19.37	.3850	94	97	76.75	.6200	99	99
February.....	2.51	.1006	100	101	19.12	.3950	92	99	78.00	.5900	100	95
March.....	2.60	.1050	104	106	19.12	.3925	92	98	80.25	.5900	103	95
April.....	2.55	.1063	102	107	20.50	.3850	99	97	78.75	.5900	101	95
May.....	2.75	.1081	110	109	22.50	.3850	109	97	74.25	.5900	95	96
June.....	2.57	.0985	108	99	23.37	.4025	113	101	75.00	.5900	96	95
July.....	2.48	.0950	99	96	22.00	.3600	106	90	72.25	.5900	93	95
August.....	2.55	.0994	102	100	23.50	.3625	114	91	82.50	.5900	106	95
September...	2.29	.0965	92	97	(a)	.4775	(a)	120	87.50	.8500	112	136
October.....	2.10	.0956	84	96	22.75	.4200	110	105	88.50	.7500	114	120
November...	2.00	.1100	80	111	23.00	.4325	111	108	99.00	.7200	127	115
December...	1.90	.1000	76	101	23.00	.4400	111	110	108.00	.7150	139	115
1915—Year.....	2.42	.1073	97	108	26.54	.3575	128	90	124.92	.7967	160	128
Quarters—												
First.....	2.19	.1056	87	106	26.54	(a)	128	(a)	108.50	.7700	139	123
Second.....	2.46	.1249	98	126	(a)	(a)	(a)	(a)	112.67	.8300	145	133
Third.....	2.65	.1019	106	103	(a)	.3425	(a)	86	129.17	.7533	166	121
Fourth.....	2.40	.0978	96	98	(a)	.3625	(a)	91	149.33	.8333	192	134
Months—												
January.....	2.07	.0969	83	97	23.37	(a)	113	(a)	107.00	.7100	137	114
February.....	2.23	.1033	89	104	26.75	(a)	129	(a)	108.00	.7500	139	120
March.....	2.26	.1160	90	117	29.50	(a)	143	(a)	110.50	.8500	142	136
April.....	2.46	.1313	98	132	(a)	(a)	(a)	(a)	112.00	.8500	144	136
May.....	2.46	.1394	98	140	(a)	(a)	(a)	(a)	112.00	.8200	144	131
June.....	2.47	.1040	99	105	(a)	(a)	(a)	(a)	114.00	.8200	146	131
July.....	2.68	.1094	107	110	(a)	(a)	(a)	(a)	119.00	.7600	153	122
August.....	2.91	.1020	116	103	(a)	(a)	(a)	(a)	126.00	.7500	162	120
September...	2.36	.0944	94	95	(a)	.3425	(a)	86	142.50	.7500	183	120
October.....	2.38	.0963	95	97	(a)	.3425	(a)	86	149.00	.7700	191	123
November...	2.38	.0965	95	97	(a)	.3600	(a)	90	147.50	.8500	189	136
December...	2.45	.1006	98	101	(a)	.3850	(a)	97	151.50	.8800	195	141

a No quotation.

## WHOLESALE PRICES IN FRANCE AND THE UNITED STATES, BY MONTHS, QUARTERS, AND YEARS, 1913-1918—Continued.

	Mutton, dressed.				Oats.				Oil, colza.			
	Actual price.		Relative price.		Actual price.		Relative price.		Actual price.		Relative price.	
	Fr.	U. S.	Fr.	U. S.	Fr.	U. S.	Fr.	U. S.	Fr.	U. S.	Fr.	U. S.
	Parla. Unit Kg. (dr. wt.).	New York. Pound.			Parla. Unit 100 kga	Kansas City. Buahel			Paris Unit 100 kga.	New York. Gallon.		
Base price...	<i>Frs.</i> 2.50	<i>Dolls.</i> 0.0994			<i>Frs.</i> 20.70	<i>Dolls.</i> 0.3988			<i>Frs.</i> 77.88	<i>Dolls.</i> 0.6242		
1916—Year.....	3.05	.1250	122	126	27.96	.4465	135	112	162.02	.9733	208	156
Quarters—												
First.....	2.94	.1160	118	117	(a)	.4350	(a)	109	147.42	1.0000	189	160
Second.....	3.21	.1320	128	133	27.75	.4067	134	102	157.00	1.0167	202	163
Third.....	3.13	.1284	125	129	27.86	.4267	135	107	156.33	.9333	201	150
Fourth.....	2.93	.1227	117	123	28.12	.5175	136	130	187.33	.9433	241	161
Months—												
January.....	2.65	.1106	106	111	(a)	.3950	(a)	99	160.00	.9800	205	157
February.....	3.03	.1175	121	118	(a)	.4850	(a)	122	136.75	1.0000	176	160
March.....	3.15	.1200	126	121	(a)	.4250	(a)	107	145.50	1.0200	187	163
April.....	3.15	.1313	126	132	(a)	.4200	(a)	105	168.00	1.0500	209	168
May.....	3.27	.1415	131	142	(a)	.4050	(a)	102	156.00	1.0000	200	160
June.....	3.20	.1233	128	124	27.75	.3950	134	99	152.00	1.0000	195	160
July.....	2.98	.1313	119	132	27.79	.3700	134	93	152.00	.9500	195	152
August.....	3.55	.1295	142	130	27.77	.4400	134	110	153.00	.9500	196	152
September.....	2.85	.1244	114	125	28.02	.4700	135	118	164.00	.9000	211	144
October.....	2.90	.1230	116	124	28.10	.4575	136	115	170.00	.9200	218	147
November.....	2.90	.1200	116	121	28.14	.5525	136	139	185.00	.9500	238	162
December.....	2.98	.1250	119	126	28.12	.5425	136	136	207.00	.9600	266	154
1917—Year.....	3.98	.1664	159	167	32.69	.6498	158	163	334.42	1.3792	429	221
Quarters—												
First.....	3.72	.1458	149	147	28.12	.5642	136	141	240.00	1.1000	308	176
Second.....	3.86	.1748	154	176	28.73	.6833	139	171	280.67	1.3500	360	215
Third.....	4.20	.1594	168	160	35.23	.6879	170	172	363.67	1.4333	467	230
Fourth.....	4.15	.1858	166	187	38.69	.6600	187	166	453.33	1.6333	582	262
Months—												
January.....	3.33	.1370	133	138	28.13	.5450	136	137	225.00	1.1000	289	176
February.....	3.88	.1475	155	148	28.11	.5600	136	140	245.00	1.1000	315	176
March.....	3.95	.1550	158	156	28.11	.5875	136	147	250.00	1.1000	321	176
April.....	4.15	.1650	166	166	28.77	.6600	139	166	252.00	1.3000	324	208
May.....	3.59	.1880	144	189	28.69	.7250	139	182	275.00	1.3500	353	216
June.....	3.83	.1681	153	169	28.74	.6650	139	167	315.00	1.4000	404	224
July.....	4.18	.1450	167	146	28.50	.7250	138	182	350.00	1.4500	449	232
August.....	4.36	.1569	174	158	38.64	.7550	187	189	359.00	1.4000	461	224
September.....	4.06	.1800	162	181	38.55	.5838	186	146	282.00	1.4500	491	232
October.....	3.89	.1910	156	192	38.49	.6100	186	153	395.00	1.6000	507	256
November.....	4.20	.1775	168	179	38.69	.5900	187	148	460.00	1.6500	501	264
December.....	4.35	.1875	174	189	38.89	.7800	188	196	505.00	1.6500	648	264
1918—Year.....	(a)	.1982	(a)	199	(a)	(a)	(a)	(a)	(a)	1.7250	(a)	276
Quarters—												
First.....	5.18	.1919	207	193	38.97	.8458	188	212	583.33	1.6667	749	267
Second.....	6.07	.2402	243	242	38.98	.7800	188	196	596.67	1.7500	766	280
Third.....	(a)	.2027	(a)	204	47.78	.6975	231	175	(a)	1.7333	(a)	278
Fourth.....	(a)	.1546	(a)	156	(a)	(a)	(a)	(a)	(a)	1.7500	(a)	280
Months—												
January.....	4.85	.1920	194	193	38.91	.8075	188	202	555.00	1.6500	726	264
February.....	5.12	.1888	205	190	39.01	.8600	188	216	570.00	1.6500	732	264
March.....	5.57	.1950	223	196	38.98	.8700	188	218	615.00	1.7000	790	272
April.....	6.45	.2460	258	248	38.95	.8575	188	215	620.00	1.7500	796	280
May.....	6.15	.2494	246	251	38.99	.7750	188	194	620.00	1.7500	796	280
June.....	5.60	.2238	224	225	38.99	.7075	188	177	550.00	1.7500	706	280
July.....	(a)	.2060	(a)	207	39.01	(a)	188	(a)	(a)	1.7500	(a)	280
August.....	(a)	.2088	(a)	210	51.10	.6850	247	172	(a)	1.7500	(a)	280
September.....	(a)	.1925	(a)	194	53.23	.7100	257	178	(a)	1.7000	(a)	272
October.....	(a)	.1510	(a)	152	53.25	.7075	257	177	(a)	1.8500	(a)	296
November.....	(a)	.1625	(a)	163	53.23	(a)	257	(a)	(a)	1.7000	(a)	272
December.....	(a)	.1500	(a)	151	(a)	(a)	(a)	(a)	(a)	1.7000	(a)	272

(a) No quotations.

## WHOLESALE PRICES IN FRANCE AND THE UNITED STATES, BY MONTHS, QUARTERS, AND YEARS, 1913-1918—Continued.

	Oil, linseed.				Oil, palm.				Petroleum, refined.			
	Actual price.		Relative price.		Actual price.		Relative price.		Actual price.		Relative price.	
	Fr.	U. S.	Fr.	U. S.	Fr.	U. S.	Fr.	U. S.	Fr.	U. S.	Fr.	U. S.
<b>Market</b> .....	<b>Paris..</b>	<b>New York.</b>			<b>Mar-</b>	<b>New York.</b>			<b>Paris...</b>	<b>New York.</b>		
<b>Unit</b> .....	<b>100 kgs</b>	<b>Gallon..</b>			<b>seille.</b>	<b>Pound</b>			<b>Hecto-</b>	<b>Barrel..</b>		
	<i>Frs.</i>	<i>Dolls.</i>			<i>Frs.</i>	<i>Dolls.</i>			<i>Frs.</i>	<i>Dolls.</i>		
Base price...	61.31	0.4863			69.25	0.0766			29.58	2.1630		
<b>1913—Year</b> .....	62.08	.4621	101	95	69.96	.0749	101	98	31.67	2.0832	107	96
<b>Quarters—</b>												
First.....	62.67	.4433	102	91	68.50	.0736	99	96	32.17	2.0160	109	93
Second.....	61.75	.4483	101	92	67.50	.0729	97	95	32.50	2.0454	110	95
Third.....	64.33	.4867	105	100	71.00	.0757	103	99	32.50	2.1000	110	97
Fourth.....	59.58	.4700	97	97	72.83	.0773	105	101	29.50	2.1714	100	100
<b>Months—</b>												
January.....	66.00	.4200	108	86	67.50	.0713	97	93	31.50	2.0160	106	93
February.....	60.75	.4600	99	95	69.00	.0738	100	96	32.50	2.0160	110	93
March.....	61.25	.4500	100	93	69.00	.0757	100	99	32.50	2.0160	110	93
April.....	64.25	.4400	105	90	68.50	.0757	99	99	32.50	2.0160	110	93
May.....	60.75	.4550	99	94	68.50	.0719	99	94	32.50	2.0160	110	93
June.....	60.25	.4500	98	93	65.50	.0713	95	93	32.50	2.1000	110	97
July.....	67.75	.4700	110	97	68.00	.0732	98	96	32.50	2.1000	110	97
August.....	64.50	.4900	105	101	72.50	.0757	105	99	32.50	2.1000	110	97
September.....	60.75	.5000	99	103	72.50	.0782	105	102	32.50	2.1000	110	97
October.....	57.50	.4700	94	97	73.50	.0782	106	102	30.50	2.1000	103	97
November.....	60.25	.4600	98	95	72.50	.0769	105	100	29.50	2.2050	100	102
December.....	61.00	.4800	99	99	72.50	.0769	105	100	28.50	2.2050	96	102
<b>1914—Year</b> .....	61.38	.5017	100	103	66.58	.0809	96	106	27.75	2.0832	94	96
<b>Quarters—</b>												
First.....	60.58	.4867	99	100	69.50	.0777	100	101	28.50	2.2050	96	102
Second.....	60.75	.5017	99	103	63.67	.0756	92	99	27.83	2.1714	94	100
Third.....	62.00	.5583	101	115	(a)	.0867	(a)	113	26.50	2.0286	90	94
Fourth.....	62.17	.4600	101	95	(a)	.0838	(a)	109	(a)	1.9236	(a)	89
<b>Months—</b>												
January.....	58.75	.4800	96	99	72.00	.0757	104	99	28.50	2.2050	96	102
February.....	59.75	.4800	97	99	70.00	.0788	101	103	28.50	2.2050	96	102
March.....	63.25	.5000	103	103	66.50	.0788	96	103	28.50	2.2050	96	102
April.....	60.00	.5100	98	105	65.50	.0769	95	100	28.50	2.2050	96	102
May.....	61.00	.5000	99	103	65.50	.0763	95	100	28.50	2.2050	96	102
June.....	61.25	.4950	100	102	60.00	.0738	87	96	26.50	2.1000	90	97
July.....	62.00	.5150	101	106	(a)	.0713	(a)	93	26.50	2.1000	90	97
August.....	63.00	.5900	103	121	(a)	.0713	(a)	93	26.50	1.9950	90	92
September.....	61.00	.5700	99	117	(a)	.1175	(a)	153	(a)	1.9950	(a)	92
October.....	60.75	.4900	99	101	(a)	.0925	(a)	121	(a)	1.9950	(a)	92
November.....	61.25	.4400	100	90	(a)	.0825	(a)	108	(a)	1.8900	(a)	87
December.....	64.50	.4500	105	93	(a)	.0763	(a)	100	(a)	1.8900	(a)	87
<b>1915—Year</b> .....	85.47	.5617	139	116	80.42	.0877	116	114	30.81	1.7430	104	81
<b>Quarters—</b>												
First.....	67.42	.5300	110	109	74.17	.1029	107	134	29.00	1.8186	98	84
Second.....	80.37	.6100	131	125	75.17	.1004	109	131	29.00	1.6800	98	78
Third.....	87.33	.5200	142	107	75.17	.0709	109	93	30.17	1.6800	102	78
Fourth.....	106.75	.5867	174	121	97.17	.0767	140	100	34.50	1.7450	117	83
<b>Months—</b>												
January.....	64.25	.4800	105	99	72.50	.0738	105	96	(a)	1.8900	(a)	97
February.....	64.25	.5600	105	115	75.00	.1150	108	150	29.00	1.7850	98	83
March.....	73.75	.5500	120	113	75.00	.1200	108	157	29.00	1.7850	98	83
April.....	77.00	.5800	126	119	76.00	.1175	110	153	29.00	1.6800	98	78
May.....	77.37	.6200	126	127	74.00	.1075	107	140	29.00	1.6800	98	78
June.....	86.75	.6300	141	130	75.50	.0763	109	100	29.00	1.6800	98	78
July.....	88.00	.5400	144	111	81.00	.0713	117	93	29.00	1.6800	98	78
August.....	84.00	.5000	137	103	72.50	.0726	105	95	29.00	1.6800	98	78
September.....	90.00	.5200	147	107	72.00	.0688	104	90	32.50	1.6800	110	78
October.....	96.75	.5500	158	113	82.00	.0682	118	89	34.50	1.6800	117	78
November.....	109.00	.6000	178	123	103.00	.0757	149	99	34.50	1.7850	117	83
December.....	114.50	.6100	187	125	106.50	.0863	154	113	34.50	1.8900	117	87

a No quotation.



WHOLESALE PRICES IN FRANCE AND THE UNITED STATES, BY MONTHS, QUARTERS, AND YEARS, 1913-1918—Continued.

	Oil, linseed.				Oil, palm.				Petroleum, refined.			
	Actual price.		Relative price.		Actual price.		Relative price.		Actual price.		Relative price.	
	Fr.	U. S.	Fr.	U. S.	Fr.	U. S.	Fr.	U. S.	Fr.	U. S.	Fr.	U. S.
Market.....	Paris..	New York.			Mar-seille.	New York.			Paris....	New York.		
Unit.....	100 kgs	Gallon..			100 kgs	Pound			Hecto-liter.	Barrel..		
Base price...	Frs. 61.31	Dols. 0.4863			Frs. 69.25	Dols. 0.0766			Frs. 29.56	Dols. 2.1630		
1916—Year.....	150.70	.7508	246	154	121.63	.1237	176	161	36.74	2.1084	124	97
Quarters—												
First.....	158.67	.7167	259	147	126.17	.1090	182	142	35.50	2.1714	120	100
Second.....	135.67	.7267	221	149	122.67	.1683	177	220	37.88	2.2050	126	102
Third.....	133.50	.6800	218	140	106.67	.0992	154	130	37.50	2.1714	127	100
Fourth.....	175.00	.8800	285	181	131.00	.1183	189	154	36.58	1.8900	124	87
Months—												
January.....	132.00	.6600	215	136	123.50	.0938	178	122	34.50	2.1000	117	97
February.....	172.00	.7200	281	148	128.00	.1057	185	138	34.50	2.2050	117	102
March.....	172.00	.7700	281	158	127.00	.1275	183	166	37.50	2.2050	127	102
April.....	143.50	.7600	234	156	130.00	.2100	188	274	37.50	2.2050	127	102
May.....	139.00	.7500	227	154	125.00	.1700	181	222	37.50	2.2050	127	102
June.....	124.50	.6700	203	138	113.00	.1250	163	163	37.13	2.2050	125	102
July.....	132.00	.6300	215	130	107.00	.1150	155	150	37.50	2.2050	127	102
August.....	135.00	.7100	220	146	105.00	.1025	152	134	37.50	2.2050	127	102
September.....	133.50	.7000	218	144	108.00	.0800	156	104	37.50	2.1000	127	97
October.....	148.00	.8200	241	169	119.00	.0988	172	129	37.50	1.8900	127	87
November.....	175.00	.9000	285	185	130.00	.1275	188	166	36.13	1.8900	122	87
December.....	202.00	.9200	329	189	144.00	.1288	208	168	36.13	1.8900	122	87
1917—Year.....	298.00	1.1067	486	228	263.75	.1823	381	238	42.78	2.2764	145	105
Quarters—												
First.....	226.83	.9333	370	192	147.33	.1373	213	179	37.21	2.0286	126	94
Second.....	278.83	1.1533	455	237	279.33	.1679	403	219	43.08	2.3100	146	107
Third.....	324.33	1.1767	529	242	328.33	.1821	474	238	43.75	2.3100	148	107
Fourth.....	362.00	1.1633	590	249	300.00	.2419	433	316	47.08	2.4486	159	113
Months—												
January.....	200.00	.9300	326	191	139.00	.1300	201	170	35.75	1.8900	121	87
February.....	233.50	.9400	381	193	141.00	.1409	204	184	36.13	2.1000	122	97
March.....	247.00	.9300	403	191	162.00	.1403	234	183	39.75	2.1000	134	97
April.....	251.00	1.0600	409	218	214.00	.1453	309	190	42.75	2.3100	145	107
May.....	283.50	1.2000	426	247	289.00	.1713	417	224	42.75	2.3100	145	107
June.....	302.00	1.2000	493	247	335.00	.1833	484	239	48.75	2.3100	148	107
July.....	320.00	1.1200	522	230	345.00	.1763	498	230	43.75	2.3100	148	107
August.....	324.00	1.1700	528	241	330.00	.1742	477	227	43.75	2.3100	148	107
September.....	329.00	1.2400	537	255	310.00	.1930	448	252	43.75	2.3100	148	107
October.....	341.00	1.1600	556	239	300.00	.2083	430	273	43.75	2.3100	148	107
November.....	372.50	1.1300	608	232	305.00	.2200	440	287	48.75	2.3100	165	107
December.....	372.50	1.2000	608	247	295.00	.2860	426	373	48.75	2.7300	165	126
1918—Year.....		1.5920		327					50.83	3.1584	172	146
Quarters—												
First.....	452.33	1.3731	738	282	273.33	.3223	395	421	50.75	2.7300	172	126
Second.....	464.67	1.5650	758	322	335.00	.3825	484	499	50.75	2.9736	172	137
Third.....		1.8371		378	(a)	(b)	(a)	(b)	50.75	3.4650	172	160
Fourth.....		1.5928		327					51.83	3.4650	173	160
Months—												
January.....	450.00	1.2800	734	263	220.00	.3088	318	403	50.75	2.7300	172	126
February.....	442.00	1.2950	721	266	280.00	.3238	404	423	50.75	2.7300	172	126
March.....	465.00	1.5100	759	311	320.00	.3320	462	433	50.75	2.7300	172	126
April.....	465.00	1.5500	759	319	330.00	.3300	477	431	50.75	2.7300	172	126
May.....	464.00	1.5700	759	323	340.00	.4000	491	522	50.75	2.7300	172	126
June.....		1.5750		324	(a)	(b)	(a)	(b)	50.75	3.4650	172	160
July.....		1.7360		357	(a)	(b)	(a)	(b)	50.75	3.4650	172	160
August.....		1.8950		390	(a)	(b)	(a)	(b)	50.75	3.4650	172	160
September.....		1.8920		389	(a)	(b)	(a)	(b)	50.75	3.4650	172	160
October.....		1.6525		340	(a)	(b)	(a)	(b)	50.75	3.4650	172	160
November.....		1.5760		324	(a)		(a)		50.75	3.4650	172	160
December.....		1.5500		319					51.75	3.4650	175	160

a No quotation.

b Nominal.

## WHOLESALE PRICES IN FRANCE AND THE UNITED STATES, BY MONTHS, QUARTERS, AND YEARS, 1913-1918—Continued.

	Pork, dressed.				Potatoes.				Rice.			
	Actual price.		Relative price.		Actual price.		Relative price.		Actual price.		Relative price.	
	Fr.	U. S.	Fr.	U. S.	Fr.	U. S.	Fr.	U. S.	Fr.	U. S.	Fr.	U. S.
Market.....	Paris..	Chicago..			Paris..	Chica- go..			Paris....	New Orleans..		
Unit.....	Kg.(dr. wt.)	Pound..			100kgs.	Bushel			100 kgs..	Pound..		
Base price...	<i>Frs.</i>	<i>Dolls.</i>			<i>Frs.</i>	<i>Dolls.</i>			<i>Frs.</i>	<i>Dolls.</i>		
	1.68	0.1535			15.08	0.7306			19.79	0.0526		
1913—Year.....	1.80	.1486	107	97	13.71	.6143	91	84	21.89	.0507	111	96
Quarters—												
First.....	(a)	.1304	(a)	85	11.50	.4513	76	62	24.25	.0477	123	91
Second.....	1.82	.1474	108	96	18.33	.5183	122	71	23.67	.0493	120	94
Third.....	1.93	.1642	115	107	12.33	.5128	82	111	20.75	.0534	105	102
Fourth.....	1.65	.1525	98	99	12.67	.6609	84	90	19.67	.0523	99	99
Months—												
January.....	(a)	.1263	(a)	82	11.00	.4700	73	64	26.00	.0475	131	90
February.....	(a)	.1175	(a)	77	11.50	.4575	76	63	(a)	.0475	123	90
March.....	(a)	.1440	(a)	94	12.00	.4263	80	58	22.50	.0480	114	91
April.....	(a)	.1572	(a)	102	15.00	.3960	99	54	24.00	.0488	121	93
May.....	1.80	.1450	107	95	15.00	.4775	99	65	23.50	.0486	119	92
June.....	1.84	.1406	109	92	25.00	.6513	166	93	23.50	.0506	119	96
July.....	1.98	.1544	117	101	14.00	.7800	93	107	21.50	.0534	109	102
August.....	2.01	.1575	119	103	12.00	.8525	80	117	20.50	.0552	104	105
September.....	1.82	.1825	108	119	11.00	.8060	73	110	20.25	.0509	102	97
October.....	1.78	.1713	105	112	11.00	.6450	73	88	20.00	.0542	101	103
November.....	1.63	.1530	97	100	13.00	.6938	86	95	19.50	.0525	99	100
December.....	1.56	.1331	93	87	14.00	.6440	93	88	19.50	.0500	99	95
1914—Year.....	1.59	.1543	94	101	16.58	.6923	110	95	19.38	.0512	98	97
Quarters—												
First.....	1.52	.1431	90	93	15.67	.6456	104	88	19.67	.0514	99	98
Second.....	1.63	.1542	97	100	19.65	.8032	130	110	19.08	.0532	96	101
Third.....	1.77	.1715	105	112	14.67	.9089	97	124	(a)	.0532	(a)	101
Fourth.....	1.42	.1485	84	97	16.33	.4168	108	57	(a)	.0465	(a)	88
Months—												
January.....	1.53	.1400	91	91	14.00	.6563	93	90	19.50	.0500	99	95
February.....	1.51	.1456	89	95	15.00	.6525	99	89	19.50	.0522	99	99
March.....	1.53	.1444	91	94	18.00	.6280	119	86	20.00	.0525	101	100
April.....	1.53	.1594	91	104	16.25	.6875	108	94	19.25	.0525	97	100
May.....	1.66	.1610	98	105	16.20	.7200	107	99	19.25	.0533	97	101
June.....	1.70	.1406	101	92	26.50	1.0020	176	137	18.75	.0538	95	102
July.....	1.80	.1619	107	105	16.00	1.2063	106	165	(a)	.0538	(a)	102
August.....	1.88	.1715	112	112	14.00	.7875	93	108	(a)	.0554	(a)	105
September.....	1.64	.1813	97	118	14.00	.7330	93	100	(a)	.0498	(a)	95
October.....	1.54	.1740	91	113	15.00	.4688	99	64	(a)	.0474	(a)	90
November.....	1.46	.1488	87	97	17.00	.4125	113	56	(a)	.0434	(a)	83
December.....	1.28	.1163	76	76	17.00	.3690	113	51	(a)	.0492	(a)	94
1915—Year.....	2.06	.1429	122	93	17.31	.4548	115	62	30.83	.0474	156	90
Quarters—												
First.....	1.72	.1119	102	73	16.00	.3963	106	54	25.33	.0493	128	94
Second.....	1.99	.1408	118	92	15.33	.3918	102	54	29.67	.0494	150	94
Third.....	2.20	.1677	131	109	16.33	.4387	108	60	31.33	.0454	158	86
Fourth.....	2.34	.1512	139	99	21.58	.5980	143	82	37.00	.0455	187	87
Months—												
January.....	1.43	.1135	85	74	16.00	.4063	106	56	23.00	.0491	116	93
February.....	1.79	.1081	106	70	16.00	.4125	106	56	23.00	.0494	116	94
March.....	1.94	.1138	115	74	16.00	.3700	106	51	30.00	.0494	152	94
April.....	2.07	.1413	123	92	15.00	.4050	99	55	30.00	.0495	152	94
May.....	1.97	.1450	117	95	15.00	.4213	99	58	30.00	.0494	152	94
June.....	1.93	.1350	114	88	16.00	.3490	106	48	29.00	.0494	147	94
July.....	2.05	.1570	122	102	16.50	.4438	109	61	29.00	.0485	147	92
August.....	2.28	.1713	135	112	16.00	.4710	106	64	30.00	.0450	152	86
September.....	2.28	.1775	135	116	16.50	.4013	109	55	35.00	.0419	177	80
October.....	2.24	.1840	133	120	18.25	.4963	121	68	35.00	.0438	177	83
November.....	2.33	.1463	138	95	21.50	.5640	143	77	36.00	.0475	182	90
December.....	2.46	.1150	146	75	25.00	.7338	166	100	40.00	.0456	202	87

a No quotation.

b Interpolated.

## WHOLESALE PRICES IN FRANCE AND THE UNITED STATES, BY MONTHS, QUARTERS, AND YEARS, 1913-1918—Continued.

	Pork, dressed.				Potatoes.				Rice.			
	Actual price.		Relative price.		Actual price.		Relative price.		Actual price.		Relative price.	
	Fr.	U. S.	Fr.	U. S.	Fr.	U. S.	Fr.	U. S.	Fr.	U. S.	Fr.	U. S.
Market.....	Paris..	Chicago..			Paris..	Chica- go.			Paris....	New Orleans.		
Unit.....	Kg.(dr. wt.).	Pound..			100 kgs.	Bushel			100 kgs..	Pound..		
Base price...	<i>Frs.</i>	<i>Dolls.</i>			<i>Frs.</i>	<i>Dolls.</i>			<i>Frs.</i>	<i>Dolls.</i>		
	1.68	0.1535			15.08	0.7306			19.79	0.0526		
1916—Year.....	3.17	.1618	188	105	28.42	1.1108	188	130	51.54	.0456	260	87
Quarters—												
First.....	2.94	.1315	175	86	29.33	.9507	195	130	49.17	.0457	246	87
Second.....	3.11	.1658	184	108	35.00	.9418	232	129	48.67	.0456	248	87
Third.....	3.32	.1886	197	123	23.67	1.1104	157	152	51.33	.0444	259	84
Fourth.....	3.33	.1592	198	104	25.67	1.4525	170	199	57.00	.0467	288	89
Months—												
January.....	2.69	.1180	160	77	25.00	.9913	166	136	48.00	.0450	243	86
February.....	2.96	.1244	176	81	27.00	.9320	179	128	48.00	.0463	243	88
March.....	3.18	.1556	189	101	36.00	.9288	239	127	51.50	.0459	260	87
April.....	3.03	.1630	180	106	37.00	.8475	245	116	48.00	.0456	243	87
May.....	2.95	.1675	175	109	30.00	.9530	199	130	51.00	.0456	258	87
June.....	3.34	.1675	198	109	38.00	1.0250	262	140	47.00	.0456	237	87
July.....	3.29	.1660	195	108	21.00	.8625	139	118	51.00	.0453	258	86
August.....	3.34	.1863	198	121	21.00	1.1000	139	151	51.00	.0447	258	85
September.....	3.32	.2130	197	139	29.00	1.3688	192	187	52.00	.0433	263	82
October.....	3.39	.1788	202	116	25.00	1.3100	166	179	51.00	.0447	258	85
November.....	3.32	.1575	197	103	25.00	1.5563	166	213	57.00	.0478	288	91
December.....	3.28	.1450	195	95	27.00	1.4913	179	204	63.00	.0475	318	90
1917—Year.....	4.35	.2435	258	159	37.92	1.9226	251	263	144.50	.0670	730	127
Quarters—												
First.....	3.79	.1954	225	127	25.00	2.1500	166	294	90.33	.0479	456	91
Second.....	3.92	.2304	232	150	56.67	2.7692	376	379	165.00	.0697	834	133
Third.....	4.83	.2823	287	184	40.00	1.5000	265	205	151.67	.0708	766	135
Fourth.....	4.88	.2658	290	173	30.00	1.1412	199	156	171.00	.0781	864	148
Months—												
January.....	3.26	.1675	194	109	a 25.00	1.7950	166	246	68.00	.0475	344	90
February.....	3.98	.1963	236	128	a 25.00	2.4688	166	338	85.00	.0475	429	90
March.....	4.12	.2170	245	141	a 25.00	2.2750	166	311	118.00	.0488	596	93
April.....	3.86	.2263	229	147	65.00	2.6688	431	365	170.00	.0671	859	128
May.....	3.88	.2350	230	153	45.00	2.7050	298	370	160.00	.0702	808	133
June.....	4.01	.2300	238	150	60.00	2.9500	398	404	165.00	.0710	834	135
July.....	4.29	.2425	254	158	40.00	2.3750	265	325	150.00	.0702	758	133
August.....	4.95	.2800	294	182	40.00	1.4583	265	200	150.00	.0708	758	135
September.....	5.25	.3160	312	206	40.00	1.0938	265	150	155.00	.0713	783	136
October.....	4.66	.3063	278	200	30.00	1.1880	199	163	158.00	.0773	798	147
November.....	5.07	.2563	301	167	30.00	1.1363	199	156	170.00	.0775	859	147
December.....	4.92	.2410	292	157	30.00	1.0875	199	149	185.00	.0793	935	151
1918—Year.....	(b)	.2945	(b)	192	(b)	(b)	(b)	(b)	(b)	(b)	(b)	(b)
Quarters—												
First.....	5.08	.2565	301	167	35.00	1.0511	232	144	(b)	.0817	(b)	155
Second.....	5.68	.2787	337	182	31.50	.7639	209	105	(b)	.0907	(b)	172
Third.....	(b)	.3173	(b)	207	(b)	1.3219	(b)	181	(b)	.0925	(b)	176
Fourth.....	(b)	.3254	(b)	212	(b)	(b)	(b)	(b)	(b)	(b)	(b)	(b)
Months—												
January.....	4.92	.2650	292	173	35.00	1.2720	232	174	(b)	.0794	(b)	151
February.....	5.15	.2413	306	157	35.00	1.1363	232	156	(b)	.0794	(b)	151
March.....	5.16	.2620	306	171	35.00	.6900	232	94	(b)	.0854	(b)	162
April.....	5.69	.2756	338	180	31.00	.6870	206	94	(b)	.0897	(b)	171
May.....	5.73	.2688	340	175	31.50	.6750	209	92	(b)	.0906	(b)	172
June.....	5.63	.2890	334	188	32.00	.9488	212	130	(b)	.0916	(b)	174
July.....	(b)	.2863	(b)	187	(b)	1.0350	(b)	142	(b)	.0938	(b)	178
August.....	(b)	.3160	(b)	206	(b)	1.5300	(b)	209	(b)	.0924	(b)	176
September.....	(b)	.3500	(b)	228	(b)	1.3613	(b)	186	(b)	.0913	(b)	174
October.....	(b)	.3400	(b)	222	(b)	.6930	(b)	136	(b)	.0913	(b)	174
November.....	(b)	.3240	(b)	211	(b)	.9658	(b)	132	(b)	.0913	(b)	174
December.....	(b)	.3125	(b)	204	(b)	(b)	(b)	(b)	(b)	(b)	(b)	(b)

a Maximum price fixed by the Government.

b No quotation.

## WHOLESALE PRICES IN FRANCE AND THE UNITED STATES, BY MONTHS, QUARTERS, AND YEARS, 1913-1918—Continued.

Market Unit	Rubber, fine Para.				Rye.				Silk, raw, European.			
	Actual price.		Relative price.		Actual price.		Relative price.		Actual price.		Relative price.	
	Fr.	U. S.	Fr.	U. S.	Fr.	U. S.	Fr.	U. S.	Fr.	U. S.	Fr.	U. S.
Base price...	<i>Frs.</i> 8. 59	<i>Dolls.</i> 0. 6938			<i>Frs.</i> 18. 54	<i>Dolls.</i> 0. 6369			<i>Frs.</i> 50. 65	<i>Dolls.</i> 4. 5938		
1913—Year.....	9. 78	. 8071	114	116	19. 09	0. 6362	103	100	47. 58	4. 2990	94	94
Quarters—												
First.....	11. 08	. 9650	129	139	19. 63	. 6261	106	98	43. 58	3. 9417	86	88
Second.....	9. 93	. 8167	116	118	19. 16	. 6215	103	98	45. 17	4. 0250	89	88
Third.....	9. 65	. 7683	112	111	19. 23	. 6522	104	102	50. 50	4. 5083	100	98
Fourth.....	8. 46	. 6783	99	98	18. 33	. 6441	99	101	51. 08	4. 7208	101	103
Months—												
January.....	12. 12	1. 0050	141	145	19. 90	. 6444	107	101	43. 50	3. 9750	86	87
February.....	10. 62	. 9750	124	141	19. 65	. 6313	106	99	43. 50	3. 9250	86	85
March.....	10. 60	. 9150	122	132	19. 34	. 6025	104	95	43. 75	3. 9250	86	85
April.....	9. 40	. 8350	109	120	19. 06	. 6225	103	98	44. 50	3. 9750	88	87
May.....	10. 25	. 7800	119	112	19. 30	. 6256	104	98	45. 00	4. 0250	89	88
June.....	10. 15	. 8350	118	120	19. 12	. 6163	103	97	46. 00	4. 0750	91	89
July.....	9. 65	. 8150	112	117	19. 24	. 6255	104	98	49. 00	4. 4000	97	96
August.....	9. 65	. 7300	112	105	19. 30	. 6569	104	103	50. 00	4. 4000	99	96
September.....	9. 65	. 7600	112	110	19. 15	. 6743	103	106	52. 50	4. 7250	104	103
October.....	8. 55	. 7150	100	103	18. 50	. 6581	100	103	53. 00	4. 8750	105	106
November.....	8. 72	. 6750	102	97	18. 25	. 6413	98	101	51. 25	4. 7750	101	104
December.....	8. 12	. 6450	95	93	18. 25	. 6330	98	99	49. 00	4. 5125	97	98
1914—Year.....	7. 98	. 6158	93	89	18. 42	. 7675	99	121	50. 89	4. 3573	100	95
Quarters—												
First.....	8. 30	. 6517	97	94	17. 99	. 6152	97	97	50. 83	4. 6542	100	101
Second.....	7. 93	. 6767	92	98	18. 62	. 6360	100	100	50. 17	4. 4917	99	98
Third.....	7. 85	. 5850	91	84	19. 12	. 7842	103	123	54. 50	4. 5917	108	100
Fourth.....	7. 85	. 5500	91	79	(a)	1. 0154	(a)	159	46. 00	3. 6917	91	80
Months—												
January.....	8. 20	. 6050	96	87	18. 15	. 6138	98	96	50. 00	4. 5625	99	99
February.....	8. 25	. 6550	96	94	17. 90	. 6169	97	97	51. 00	4. 6250	101	101
March.....	8. 45	. 6950	98	100	17. 93	. 6150	97	97	51. 50	4. 7750	102	104
April.....	8. 12	. 6950	95	100	18. 21	. 6200	98	97	50. 50	4. 4750	100	97
May.....	7. 95	. 7250	93	104	18. 59	. 6450	100	101	50. 00	4. 4750	99	97
June.....	7. 72	. 6100	90	88	19. 06	. 6430	103	101	50. 00	4. 5250	99	99
July.....	7. 85	. 5750	91	83	19. 12	. 6175	103	97	51. 00	4. 5250	101	99
August.....	7. 85	. 5800	91	84	(a)	. 7931	(a)	125	(a)	4. 5250	(a)	99
September.....	7. 85	. 6000	91	86	(a)	. 9420	(a)	148	58. 00	4. 7250	115	103
October.....	7. 85	. 5250	91	76	(a)	. 9181	(a)	144	(a)	4. 0750	(a)	89
November.....	7. 85	. 4950	91	71	(a)	1. 0306	(a)	162	46. 00	3. 7250	91	81
December.....	7. 85	. 6300	91	91	(a)	1. 0975	(a)	172	(a)	3. 2750	(a)	71
1915—Year.....	7. 09	. 5573	83	80	25. 63	1. 0919	138	171	45. 05	3. 5583	89	77
Quarters—												
First.....	7. 11	. 5983	83	86	24. 94	1. 2073	134	190	43. 75	3. 4750	86	76
Second.....	7. 05	. 5417	82	78	25. 87	1. 1745	140	184	40. 67	3. 5083	80	76
Third.....	6. 76	. 5192	79	75	23. 37	1. 0032	126	157	42. 67	3. 4417	84	75
Fourth.....	7. 45	. 5700	87	82	28. 11	. 9844	152	155	52. 67	4. 1417	104	90
Months—												
January.....	7. 00	. 7100	82	102	(a)	1. 1763	(a)	185	(a)	3. 3750	(a)	73
February.....	7. 00	. 5500	82	79	24. 75	1. 2725	133	200	42. 50	3. 5250	84	77
March.....	7. 33	. 5350	85	77	25. 12	1. 1730	135	184	45. 00	3. 5250	89	77
April.....	7. 25	. 5350	84	77	25. 75	1. 1681	139	183	40. 00	3. 5250	79	77
May.....	6. 95	. 5450	81	79	26. 87	1. 1863	145	186	40. 50	3. 4750	80	76
June.....	6. 95	. 5450	81	79	25. 00	1. 1690	135	184	41. 50	3. 5250	82	77
July.....	6. 90	. 5350	80	77	21. 50	1. 0363	116	163	41. 50	3. 4250	82	75
August.....	6. 85	. 5225	80	75	22. 62	1. 0215	122	160	42. 00	3. 4250	83	75
September.....	6. 52	. 5000	76	72	26. 00	. 9519	140	149	44. 50	3. 4750	88	76
October.....	6. 52	. 5075	76	73	27. 37	1. 0019	148	157	46. 50	3. 7250	92	81
November.....	8. 10	. 5475	94	79	28. 62	. 9850	154	155	51. 50	3. 8250	102	83
December.....	7. 72	. 6550	90	94	28. 33	. 9663	153	152	60. 00	4. 8750	119	106

\* No quotation.

WHOLESALE PRICES IN FRANCE AND THE UNITED STATES, BY MONTHS, QUARTERS, AND YEARS, 1913-1918—Continued.

Market..... Unit..... Base price...	Rubber, fine Para.				Rye.				Silk, raw, European.			
	Actual price.		Relative price.		Actual price.		Relative price.		Actual price.		Relative price.	
	Fr.	U. S.	Fr.	U. S.	Fr.	U. S.	Fr.	U. S.	Fr.	U. S.	Fr.	U. S.
Le Havre. Kg.	New York. Pound.			100 kgs	Chicago. Bu. of 56 lbs.			Lyon. Kg.		Pound.		
Frs.	Dolls.			Frs.	Dolls.			Frs.	Dolls.			
8. 59	0. 6938			18. 54	0. 6369			50. 65	4. 5938			
1916—Year.....	8. 96	. 6694	104	96	32. 43	1. 1129	175	175	76. 88	5. 8438	152	127
Quarters—												
First.....	9. 19	. 7583	107	109	28. 50	. 9758	154	153	70. 17	5. 4917	139	120
Second.....	8. 28	. 6483	96	93	30. 73	. 9768	166	153	79. 83	5. 8500	148	127
Third.....	8. 88	. 5858	103	84	31. 66	1. 1060	171	174	74. 83	5. 7500	148	125
Fourth.....	9. 47	. 6850	110	99	38. 77	1. 3980	209	220	82. 67	6. 2833	163	137
Month—												
January.....	9. 55	. 8850	111	128	28. 25	1. 0019	152	157	62. 00	4. 8750	122	106
February.....	9. 57	. 6850	111	99	28. 50	. 9830	154	154	73. 00	5. 5500	144	121
March.....	8. 45	. 7050	98	102	28. 75	. 9425	155	148	75. 50	6. 0500	149	132
April.....	8. 28	. 6950	96	100	28. 75	. 9675	155	152	85. 00	6. 0500	168	132
May.....	8. 28	. 6600	96	96	31. 33	. 9790	169	154	85. 00	5. 9000	168	128
June.....	8. 30	. 5900	97	85	32. 25	. 9838	174	154	69. 50	5. 6000	137	122
July.....	8. 20	. 5900	96	85	31. 37	. 9656	169	152	70. 50	5. 5000	139	120
August.....	8. 80	. 5850	102	84	30. 25	1. 1230	163	176	74. 00	5. 7500	146	125
September.....	9. 65	. 5825	112	84	33. 37	1. 2294	180	193	80. 00	6. 0000	158	131
October.....	9. 35	. 6650	109	96	35. 62	1. 3065	192	205	80. 00	6. 0500	158	132
November.....	9. 62	. 6700	112	97	35. 58	1. 4888	192	234	82. 00	6. 1000	162	133
December.....	9. 45	. 7200	110	104	45. 12	1. 3988	243	220	86. 00	6. 7000	170	146
1917—Year.....	9. 11	. 6477	106	93	a 36. 00	1. 8710	194	294	91. 83	6. 7986	181	148
Quarters—												
First.....	9. 82	. 7100	114	102	a 30. 00	1. 5110	162	237	80. 67	6. 6115	159	144
Second.....	9. 39	. 7300	109	105	a 33. 00	2. 1808	178	342	83. 17	6. 8385	164	149
Third.....	9. 06	. 6375	106	92	a 39. 00	1. 9860	210	312	101. 67	7. 3000	201	159
Fourth.....	8. 17	. 5133	95	74	a 42. 00	1. 8063	227	284	101. 83	(b)	201	(b)
Month—												
January.....	9. 67	. 7000	113	101	a 30. 00	1. 4480	162	227	85. 50	6. 7500	169	147
February.....	9. 87	. 6800	115	98	a 30. 00	1. 4800	162	232	81. 00	6. 6500	160	145
March.....	9. 92	. 7500	116	108	a 30. 00	1. 6206	162	254	75. 50	6. 4000	149	139
April.....	9. 45	. 7400	110	107	a 33. 00	1. 8538	178	291	77. 00	6. 4750	152	141
May.....	9. 45	. 7250	110	104	a 33. 00	2. 2550	178	354	83. 50	6. 9400	165	151
June.....	9. 27	. 7250	108	104	a 33. 00	2. 4150	178	379	89. 00	7. 0750	176	154
July.....	9. 27	. 7050	108	102	a 33. 00	2. 2260	178	350	94. 50	7. 3000	187	159
August.....	8. 85	. 6125	103	88	a 42. 00	1. 8175	227	285	104. 00	(b)	205	(b)
September.....	9. 07	. 5950	106	86	a 42. 00	1. 8544	227	291	106. 50	(b)	210	(b)
October.....	8. 92	. 5675	104	82	a 42. 00	1. 8110	227	284	108. 50	(b)	204	(b)
November.....	8. 57	. 5050	100	73	a 42. 00	1. 7850	227	280	101. 50	(b)	200	(b)
December.....	7. 02	. 4675	82	67	a 42. 00	1. 8216	227	286	100. 50	(b)	198	(b)
1918—Year.....	(b)	. 5490	(b)	79	a 47. 42	1. 9511	256	306	115. 25	.....	228	.....
Quarters—												
First.....	7. 33	. 4885	85	70	a 42. 00	2. 3175	227	364	106. 83	(b)	211	(b)
Second.....	8. 28	. 5540	97	80	a 42. 00	2. 2000	227	345	112. 83	(b)	223	(b)
Third.....	(b)	. 5900	(b)	85	a 50. 67	1. 6613	273	261	117. 50	(b)	232	(b)
Fourth.....	(b)	. 5633	(b)	81	a 55. 00	1. 6257	297	265	123. 83	.....	244	.....
Month—												
January.....	7. 02	. 5005	82	72	a 42. 00	1. 9150	227	301	101. 50	(b)	200	(b)
February.....	7. 02	. 4788	82	69	a 42. 00	2. 2694	227	356	108. 50	(b)	214	(b)
March.....	7. 95	. 4831	93	70	a 42. 00	2. 8688	227	450	110. 50	(b)	218	(b)
April.....	7. 95	. 5160	93	74	a 42. 00	2. 6475	227	416	113. 50	(b)	224	(b)
May.....	7. 95	. 5663	93	82	a 42. 00	2. 1150	227	332	112. 50	(b)	222	(b)
June.....	8. 95	. 5900	104	85	a 42. 00	1. 8375	227	289	112. 50	(b)	222	(b)
July.....	(b)	. 5900	(b)	85	a 42. 00	1. 7045	227	268	114. 50	(b)	226	(b)
August.....	(b)	. 5900	(b)	85	a 55. 00	1. 6356	297	257	114. 50	(b)	226	(b)
September.....	(b)	. 5900	(b)	85	a 55. 00	1. 6331	297	256	123. 50	(b)	244	(b)
October.....	(b)	. 5720	(b)	82	a 55. 00	1. 6250	297	255	125. 50	.....	248	.....
November.....	(b)	. 5700	(b)	82	a 55. 00	1. 6363	297	257	127. 00	.....	251	.....
December.....	(b)	. 5480	(b)	79	a 55. 00	1. 6158	297	254	119. 00	.....	235	.....

a Price fixed.

b No quotation.

## WHOLESALE PRICES IN FRANCE AND THE UNITED STATES, BY MONTHS, QUARTERS, AND YEARS, 1913-1918—Continued.

	Soap, toilet.				Soda, carbonate of.				Soda, caustic.			
	Actual price.		Relative price.		Actual price.		Relative price.		Actual price.		Relative price.	
	Fr.	U. S.	Fr.	U. S.	Fr.	U. S.	Fr.	U. S.	Fr.	U. S.	Fr.	U. S.
Market.....	Mar-	Chicago.....									New	
Unit.....	seille. 100 kgs.	Gross.....			100 kgs.	Pound			100 kgs.	Pound		
Base price...	<i>Frs.</i> 76.04	<i>Dolls.</i> 7.9800			<i>Frs.</i> 11.50	<i>Dolls.</i> 0.0069			<i>Frs.</i> 16.25	<i>Dolls.</i> 0.0181		
1913—Year.....	75.63	7.9800	99	100	11.50	.0069	100	100	16.25	.0184	100	102
Quarters—												
First.....	75.83	7.9800	100	100	11.50	.0069	100	100	16.25	.0184	100	102
Second.....	76.50	7.9800	101	100	11.50	.0069	100	100	16.25	.0188	100	104
Third.....	73.67	7.9800	97	100	11.50	.0069	100	100	16.25	.0183	100	101
Fourth.....	76.63	7.9800	101	100	11.50	.0069	100	100	16.25	.0181	100	100
Months—												
January.....	75.50	7.9800	99	100	11.50	.0069	100	100	16.25	.0181	100	100
February.....	75.50	7.9800	99	100	11.50	.0069	100	100	16.25	.0181	100	100
March.....	76.50	7.9800	100	100	11.50	.0069	100	100	16.25	.0190	100	105
April.....	76.50	7.9800	101	100	11.50	.0069	100	100	16.25	.0190	100	105
May.....	76.50	7.9800	101	100	11.50	.0069	100	100	16.25	.0187	100	103
June.....	76.50	7.9800	101	100	11.50	.0069	100	100	16.25	.0187	100	103
July.....	76.50	7.9800	101	100	11.50	.0069	100	100	16.25	.0187	100	103
August.....	68.00	7.9800	89	100	11.50	.0069	100	100	16.25	.0187	100	103
September.....	76.50	7.9800	101	100	11.50	.0069	100	100	16.25	.0174	100	96
October.....	76.50	7.9800	101	100	11.50	.0069	100	100	16.25	.0181	100	100
November.....	76.50	7.9800	101	100	11.50	.0069	100	100	16.25	.0181	100	100
December.....	76.50	7.9800	101	100	11.50	.0069	100	100	16.25	.0181	100	100
1914—Year.....	77.00	7.9800	101	100	11.50	.0069	100	100	16.25	.0182	100	101
Quarters—												
First.....	77.00	7.9800	101	100	11.50	.0069	100	100	16.25	.0181	100	100
Second.....	77.00	7.9800	101	100	11.50	.0069	100	100	16.25	.0181	100	100
Third.....	(a)	7.9800	(a)	100	11.50	.0069	100	100	18.25	.0181	100	100
Fourth.....	(a)	7.9800	(a)	100	(a)	.0069	(a)	100	(a)	.0184	(a)	102
Months—												
January.....	77.00	7.9800	101	100	11.50	.0069	100	100	16.25	.0181	100	100
February.....	77.00	7.9800	101	100	11.50	.0069	100	100	16.25	.0181	100	100
March.....	77.00	7.9800	101	100	11.50	.0069	100	100	16.25	.0181	100	100
April.....	77.00	7.9800	101	100	11.50	.0069	100	100	16.25	.0181	100	100
May.....	77.00	7.9800	101	100	11.50	.0069	100	100	16.25	.0181	100	100
June.....	77.00	7.9800	101	100	11.50	.0069	100	100	16.25	.0181	100	100
July.....	(a)	7.9800	(a)	100	11.50	.0069	100	100	16.25	.0181	100	100
August.....	(a)	7.9800	(a)	100	(a)	.0069	(a)	100	(a)	.0181	(a)	100
September.....	(a)	7.9800	(a)	100	(a)	.0069	(a)	100	(a)	.0181	(a)	100
October.....	(a)	7.9800	(a)	100	(a)	.0069	(a)	100	(a)	.0184	(a)	102
November.....	(a)	7.9800	(a)	100	(a)	.0069	(a)	100	(a)	.0184	(a)	102
December.....	(a)	7.9800	(a)	100	(a)	.0069	(a)	100	(a)	.0184	(a)	102
1915—Year.....	83.04	7.9800	109	100	16.50	.0099	143	143	26.00	.0340	160	188
Quarters—												
First.....	79.00	7.9800	104	100	(a)	.0069	(a)	100	(a)	.0179	(a)	99
Second.....	78.50	7.9800	103	100	(a)	.0069	(a)	100	(a)	.0224	(a)	124
Third.....	81.00	7.9800	107	100	(a)	.0074	(a)	107	(a)	.0433	(a)	239
Fourth.....	93.67	7.9800	123	100	16.50	.0185	143	268	26.00	.0525	160	290
Months—												
January.....	79.00	7.9800	104	100	(a)	.0069	(a)	100	(a)	.0184	(a)	102
February.....	79.00	7.9800	104	100	(a)	.0069	(a)	100	(a)	.0177	(a)	98
March.....	79.00	7.9800	104	100	(a)	.0069	(a)	100	(a)	.0177	(a)	98
April.....	78.50	7.9800	103	100	(a)	.0069	(a)	100	(a)	.0203	(a)	112
May.....	78.50	7.9800	103	100	(a)	.0069	(a)	100	(a)	.0234	(a)	129
June.....	78.50	7.9800	103	100	(a)	.0069	(a)	100	(a)	.0234	(a)	129
July.....	79.50	7.9800	105	100	(a)	.0069	(a)	100	(a)	.0348	(a)	192
August.....	79.50	7.9800	105	100	(a)	.0069	(a)	100	(a)	.0475	(a)	262
September.....	84.00	7.9800	110	100	(a)	.0085	(a)	123	(a)	.0475	(a)	262
October.....	89.00	7.9800	117	100	(a)	.0088	(a)	128	(a)	.0525	(a)	290
November.....	96.00	7.9800	126	100	(a)	.0151	(a)	219	(a)	.0525	(a)	290
December.....	96.00	7.9800	126	100	16.50	.0317	143	459	26.00	.0525	160	290

(a) No quotation.

## WHOLESALE PRICES IN FRANCE AND THE UNITED STATES, BY MONTHS, QUARTERS, AND YEARS, 1913-1918-Continued.

	Soap, toilet.				Soda, carbonate of.				Soda, caustic.					
	Actual price.		Relative price.		Actual price.		Relative price.		Actual price.		Relative price.			
	Fr.	U. S.	Fr.	U. S.	Fr.	U. S.	Fr.	U. S.	Fr.	U. S.	Fr.	U. S.		
Market .....	Marseille.	Chicago.												New York.
Unit .....	100 kgs.	Gross.			100 kgs.	Pound			100 kgs.	Pound				
Base price...	<i>Frs.</i> 76.04	<i>Dolls.</i> 7.9800			<i>Frs.</i> 11.50	<i>Dolls.</i> 0.0069			<i>Frs.</i> 16.25	<i>Dolls.</i> 0.0181				
1916—year.....	116.25	8.0242	153	101	19.13	.0314	166	455	30.42	.0489	187	270		
Quarters—														
First.....	107.67	7.9800	142	100	18.00	.0408	157	591	26.67	.0596	164	329		
Second.....	116.67	7.9800	153	100	19.50	.0282	170	409	30.00	.0554	185	306		
Third.....	117.33	7.9800	154	100	19.50	.0262	170	380	30.00	.0383	185	212		
Fourth.....	123.33	8.1567	162	102	19.50	.0302	170	438	35.00	.0421	215	233		
Months—														
January.....	106.50	7.9800	140	100	17.25	.0393	150	570	26.00	.0525	160	290		
February.....	110.50	7.9800	145	100	18.00	.0408	157	591	26.00	.0625	160	345		
March.....	109.00	7.9800	139	100	18.75	.0423	163	613	28.00	.0638	172	352		
April.....	117.00	7.9800	154	100	19.50	.0302	170	438	30.00	.0613	185	339		
May.....	116.50	7.9800	153	100	19.50	.0272	170	394	30.00	.0550	185	304		
June.....	116.50	7.9800	153	100	19.50	.0272	170	394	30.00	.0500	185	276		
July.....	116.50	7.9800	153	100	19.50	.0242	170	351	30.00	.0450	185	249		
August.....	116.50	7.9800	153	100	19.50	.0236	170	342	30.00	.0350	185	193		
September.....	119.00	7.9800	156	100	19.50	.0308	170	446	30.00	.0350	185	193		
October.....	123.00	7.9800	162	100	19.50	.0302	170	438	30.00	.0388	185	214		
November.....	123.00	8.5100	162	107	19.50	.0302	170	438	35.00	.0400	215	221		
December.....	124.00	7.9800	163	100	19.50	.0302	170	438	40.00	.0475	246	262		
1917—year.....	234.04	9.4450	308	118	22.15	.0302	193	438	47.88	.0637	295	352		
Quarters—														
First.....	134.50	7.9800	177	100	19.92	.0302	173	438	41.50	.0429	255	237		
Second.....	210.00	9.6467	276	121	22.00	.0298	191	432	49.00	.0546	302	302		
Third.....	287.50	10.2367	378	128	22.00	.0302	191	438	49.00	.0773	302	427		
Fourth.....	304.17	9.9167	400	124	24.67	.0307	214	445	52.00	.0800	320	442		
Months—														
January.....	133.00	7.9800	175	100	19.50	.0302	170	438	40.00	.0438	246	242		
February.....	133.00	7.9800	175	100	19.50	.0302	170	438	40.00	.0425	246	235		
March.....	137.50	7.9800	181	100	20.75	.0302	180	438	44.50	.0425	274	235		
April.....	147.50	7.9800	194	100	22.00	.0302	191	438	49.00	.0438	302	242		
May.....	205.00	10.4800	270	131	22.00	.0290	191	420	49.00	.0575	302	318		
June.....	277.50	10.4800	365	131	22.00	.0302	191	438	49.00	.0625	302	345		
July.....	277.50	10.4800	365	131	22.00	.0302	191	438	49.00	.0700	302	387		
August.....	277.50	10.4800	365	131	22.00	.0302	191	438	49.00	.0720	302	398		
September.....	307.50	9.7500	404	122	22.00	.0302	191	438	49.00	.0900	302	497		
October.....	307.50	9.7500	404	122	22.00	.0302	191	438	49.00	.0850	302	470		
November.....	302.50	10.0000	398	125	26.00	.0302	226	438	52.00	.0775	320	428		
December.....	302.50	10.0000	398	125	26.00	.0317	226	459	55.00	.0775	338	428		
1918—year.....		11.8283		148	27.33	.0279	238	404	55.00	.0445	338	246		
Quarters—														
First.....	293.83	10.0000	386	125	26.00	.0326	226	472	55.00	.0477	338	264		
Second.....	306.67	11.3133	403	142	27.33	.0292	238	423	55.00	.0472	338	261		
Third.....	321.67	13.0000	423	163	28.00	.0272	243	394	55.00	.0401	338	222		
Fourth.....		13.0000		163	28.00	.0226	243	328	55.00	.0430	338	238		
Months—														
January.....	293.50	10.0000	386	125	26.00	.0326	226	472	55.00	.0360	338	199		
February.....	294.00	10.0000	387	125	26.00	.0326	226	472	55.00	.0580	338	320		
March.....	294.00	10.0000	387	125	26.00	.0326	226	472	55.00	.0490	338	271		
April.....	305.00	10.0000	401	125	26.00	.0302	226	438	55.00	.0490	338	271		
May.....	305.00	11.9700	401	150	28.00	.0302	243	438	55.00	.0450	338	249		
June.....	310.00	11.9700	408	150	28.00	.0272	243	394	55.00	.0475	338	262		
July.....	312.50	13.0000	411	163	28.00	.0272	243	394	55.00	.0388	338	214		
August.....	317.50	13.0000	418	163	28.00	.0272	243	394	55.00	.0390	338	215		
September.....	335.00	13.0000	441	163	28.00	.0272	243	394	55.00	.0425	338	235		
October.....	372.50	13.0000	490	163	28.00	.0272	243	394	55.00	.0450	338	249		
November.....	392.50	13.0000	516	163	28.00	.0211	243	306	55.00	.0425	338	235		
December.....		13.0000		163	28.00	.0196	243	284	55.00	.0415	338	229		

## WHOLESALE PRICES IN FRANCE AND THE UNITED STATES, BY MONTHS, QUARTERS, AND YEARS, 1913-1918—Continued.

	Soda, nitrate of.				Straw.				Sugar, refined.			
	Actual price.		Relative price.		Actual price.		Relative price.		Actual price.		Relative price.	
	Fr.	U. S.	Fr.	U. S.	Fr.	U. S.	Fr.	U. S.	Fr.	U. S.	Fr.	U. S.
Market.....	New York.				Omaha				New York.			
Unit.....	100 kgs	100 lbs.			520 kgs	Ton...			100 kgs..	Pound..		
Base price...	<i>Frs.</i>	<i>Dolls.</i>			<i>Frs.</i>	<i>Dolls.</i>			<i>Frs.</i>	<i>Dolls.</i>		
	24. 87	2. 3183			21. 97	5. 0833			63. 95	0. 0413		
1913—Year.....	26. 13	2. 5167	105	109	23. 22	5. 1250	106	101	63. 75	. 0427	100	103
Quarters—												
First.....	28. 35	2. 6083	114	113	29. 12	5. 5000	133	108	65. 17	. 0429	102	104
Second.....	26. 14	2. 6250	105	113	20. 75	5. 0000	94	98	63. 67	. 0411	100	100
Third.....	24. 92	2. 5167	100	109	21. 73	5. 0000	99	98	62. 04	. 0454	97	110
Fourth.....	25. 11	2. 3167	101	100	21. 27	5. 0000	97	98	64. 13	. 0416	100	101
Months—												
January.....	27. 75	2. 6000	112	112	31. 50	6. 0000	143	118	65. 44	. 0450	102	109
February.....	28. 70	2. 6000	115	112	29. 00	5. 5000	133	108	65. 25	. 0418	102	101
March.....	28. 60	2. 6250	115	113	26. 87	5. 0000	122	98	64. 81	. 0419	101	101
April.....	27. 63	2. 6250	111	113	21. 87	5. 0000	100	98	64. 25	. 0410	100	99
May.....	25. 68	2. 6250	103	113	19. 87	5. 0000	90	98	63. 71	. 0410	100	99
June.....	25. 10	2. 6250	101	113	20. 50	5. 0000	93	98	63. 04	. 0414	99	100
July.....	24. 35	2. 5500	98	110	21. 20	5. 0000	97	98	61. 98	. 0447	97	108
August.....	25. 01	2. 5500	101	110	24. 12	5. 0000	110	98	61. 89	. 0461	97	112
September.....	25. 40	2. 4500	102	106	19. 87	5. 0000	90	98	62. 25	. 0453	97	110
October.....	25. 43	2. 4000	102	104	21. 75	5. 0000	99	98	63. 89	. 0419	100	101
November.....	24. 77	2. 3500	100	101	21. 75	5. 0000	99	98	64. 25	. 0421	100	102
December.....	25. 12	2. 2000	101	95	20. 31	5. 0000	92	98	64. 25	. 0408	100	99
1914—Year.....	24. 62	2. 1225	99	92	25. 45	5. 2500	116	103	72. 67	. 0471	114	114
Quarters—												
First.....	25. 39	2. 2083	102	95	19. 17	5. 0000	87	98	64. 56	. 0389	101	94
Second.....	24. 08	2. 2317	97	96	25. 70	5. 3333	117	105	65. 08	. 0395	102	96
Third.....	23. 95	2. 1167	96	91	(a)	5. 3333	(a)	105	70. 40	. 0583	110	141
Fourth.....	(a)	1. 9333	(a)	83	34. 50	5. 3333	157	105	90. 62	. 0523	142	127
Months—												
January.....	25. 10	2. 1500	101	93	20. 00	5. 0000	91	98	64. 25	. 0392	100	95
February.....	25. 46	2. 2250	102	96	18. 75	5. 0000	85	98	64. 68	. 0392	101	95
March.....	25. 60	2. 2500	103	97	18. 75	5. 0000	85	98	64. 75	. 0382	101	92
April.....	23. 86	2. 2250	96	96	22. 72	5. 0000	103	98	63. 79	. 0372	100	90
May.....	23. 61	2. 2500	95	97	24. 00	5. 5000	109	108	64. 78	. 0397	101	96
June.....	24. 78	2. 2200	100	96	30. 37	5. 5000	138	108	66. 67	. 0417	104	101
July.....	23. 95	2. 1500	96	93	(a)	5. 5000	(a)	108	65. 50	. 0420	102	102
August.....	(a)	2. 0750	(a)	90	(a)	5. 5000	(a)	108	70. 40	. 0649	110	157
September.....	(a)	2. 1250	(a)	92	(a)	5. 0000	(a)	98	75. 30	. 0680	118	165
October.....	(a)	2. 0000	(a)	86	(a)	5. 0000	(a)	98	88. 52	. 0593	138	144
November.....	(a)	1. 9000	(a)	82	39. 00	5. 0000	178	98	93. 00	. 0493	145	119
December.....	(a)	1. 9000	(a)	82	30. 00	6. 0000	137	118	90. 34	. 0483	141	117
1915—Year.....	42. 00	2. 3333	169	101	37. 31	5. 7500	170	113	103. 56	. 0556	162	135
Quarters—												
First.....	(a)	1. 9000	(a)	82	32. 08	6. 0000	146	118	92. 96	. 0538	145	130
Second.....	(a)	2. 2667	(a)	98	35. 25	6. 0000	160	118	104. 38	. 0585	163	142
Third.....	(a)	2. 3833	(a)	103	39. 25	5. 5000	179	108	108. 49	. 0546	170	132
Fourth.....	42. 00	2. 7833	169	120	42. 64	5. 5000	194	108	108. 40	. 0552	170	134
Months—												
January.....	(a)	1. 9000	(a)	82	32. 00	6. 0000	146	118	91. 50	. 0488	143	118
February.....	(a)	1. 9000	(a)	82	32. 50	6. 0000	148	118	92. 14	. 0554	144	134
March.....	(a)	1. 9000	(a)	82	31. 75	6. 0000	145	118	95. 24	. 0571	149	138
April.....	(a)	2. 2000	(a)	95	33. 00	7. 0000	150	138	101. 50	. 0578	159	140
May.....	(a)	2. 3000	(a)	99	35. 00	5. 5000	159	108	105. 50	. 0588	165	142
June.....	(a)	2. 3000	(a)	99	37. 75	5. 5000	172	108	106. 15	. 0588	166	142
July.....	(a)	2. 3500	(a)	101	37. 75	5. 5000	172	108	108. 46	. 0582	170	141
August.....	(a)	2. 4500	(a)	106	41. 75	5. 5000	190	108	108. 50	. 0549	170	133
September.....	(a)	2. 3500	(a)	101	38. 25	5. 5000	174	108	108. 50	. 0506	170	123
October.....	(a)	2. 5500	(a)	110	38. 25	5. 5000	174	108	108. 42	. 0497	170	120
November.....	(a)	2. 9000	(a)	125	46. 50	5. 5000	212	108	108. 12	. 0568	169	138
December.....	42. 00	2. 9000	169	125	43. 16	5. 5000	196	108	108. 67	. 0592	170	143

a No quotation.



## WHOLESALE PRICES IN FRANCE AND THE UNITED STATES, BY MONTHS, QUARTERS, AND YEARS, 1913-1918—Continued.

	Soda, nitrate of.				Straw.				Sugar, refined.			
	Actual price.		Relative price.		Actual price.		Relative price.		Actual price.		Relative price.	
	Fr.	U. S.	Fr.	U. S.	Fr.	U. S.	Fr.	U. S.	Fr.	U. S.	Fr.	U. S.
<b>Market</b> .....	<b>New York.</b>				<b>Omaha</b> .....				<b>New York.</b>			
<b>Unit</b> .....	100 kgs	100 lbs.			520 kgs	Ton...			100 kgs..	Pound..		
<b>Base price</b> ...	<i>Frs.</i>	<i>Dolls.</i>			<i>Frs.</i>	<i>Dolls.</i>			<i>Frs.</i>	<i>Dolls.</i>		
	24.87	2.3183			21.97	5.0833			63.95	0.0413		
1916—Year.....	45.98	3.1792	185	137	58.06	5.4167	264	107	120.67	.0688	189	167
<b>Quarters—</b>												
<b>First</b> .....	45.00	3.4167	181	147	38.08	5.5000	173	108	108.67	.0610	170	148
<b>Second</b> .....	44.38	3.3000	173	142	52.00	5.5000	237	108	121.50	.0729	190	177
<b>Third</b> .....	46.00	3.0667	185	132	64.42	5.0833	293	109	121.50	.0696	190	169
<b>Fourth</b> .....	48.00	2.9333	193	127	77.72	5.5833	354	110	131.00	.0712	205	172
<b>Months—</b>												
<b>January</b> .....	45.00	3.2500	181	140	39.25	5.5000	179	108	108.67	.0573	170	139
<b>February</b> .....	45.00	3.4000	181	147	37.50	5.5000	171	108	(a)	.0597	(a)	145
<b>March</b> .....	45.00	3.6000	181	155	37.50	5.5000	171	108	(a)	.0659	(a)	160
<b>April</b> .....	(a)	3.4000	(a)	147	42.50	5.5000	193	108	(a)	.0706	(a)	171
<b>May</b> .....	43.25	3.4000	174	147	54.50	5.5000	248	108	b 121.50	.0746	190	181
<b>June</b> .....	45.50	3.1000	183	134	59.00	5.5000	269	108	b 121.50	.0736	190	178
<b>July</b> .....	46.90	3.1000	185	134	63.50	5.0000	289	98	b 121.50	.0750	190	182
<b>August</b> .....	46.00	3.1000	185	134	64.25	5.0000	293	98	b 121.50	.0700	190	169
<b>September</b> .....	46.00	3.0000	185	129	65.50	5.2500	298	108	b 121.50	.0637	190	154
<b>October</b> .....	46.00	2.9000	185	125	68.16	5.2500	310	103	b 131.00	.0708	205	171
<b>November</b> .....	48.00	2.9000	193	125	78.75	5.2500	359	108	b 131.00	.0735	205	178
<b>December</b> .....	50.00	3.0000	201	129	86.25	6.2500	393	123	b 131.00	.0692	205	168
1917—Year.....	74.39	4.0509	299	175	92.81	6.9375	423	136	151.25	.0771	237	187
<b>Quarters—</b>												
<b>First</b> .....	50.00	3.4246	201	148	65.92	6.2500	300	123	146.00	.0686	228	166
<b>Second</b> .....	62.50	3.8538	251	166	72.80	6.5833	331	130	146.00	.0788	228	191
<b>Third</b> .....	77.83	4.2979	313	185	83.40	7.2500	380	143	156.50	.0797	245	193
<b>Fourth</b> .....	107.22	4.6462	431	200	149.11	7.6667	679	151	156.50	.0814	245	197
<b>Months—</b>												
<b>January</b> .....	50.00	3.2175	201	139	62.25	6.2500	283	123	b 146.00	.0662	228	160
<b>February</b> .....	50.00	3.3250	201	143	65.50	6.2500	298	123	b 146.00	.0686	228	166
<b>March</b> .....	50.00	3.6700	201	158	70.00	6.2500	319	123	b 146.00	.0706	228	171
<b>April</b> .....	57.50	3.7500	231	162	70.50	6.2500	321	123	b 146.00	.0815	228	197
<b>May</b> .....	65.00	3.8000	261	164	77.16	6.2500	351	123	b 146.00	.0794	228	192
<b>June</b> .....	65.00	3.9800	261	172	70.75	7.2500	322	143	b 146.00	.0754	228	183
<b>July</b> .....	67.50	4.1500	271	179	70.00	7.2500	319	143	b 156.50	.0745	245	180
<b>August</b> .....	76.00	4.2400	306	183	68.50	7.2500	312	143	b 156.50	.0818	245	198
<b>September</b> .....	90.00	4.5917	362	198	111.70	7.2500	509	143	b 156.50	.0823	245	199
<b>October</b> .....	106.66	4.7313	429	204	116.33	6.5000	530	128	b 156.50	.0818	245	198
<b>November</b> .....	105.60	4.6600	422	201	171.00	7.5000	778	148	b 156.50	.0818	245	198
<b>December</b> .....	110.00	4.5438	442	196	160.00	9.0000	728	177	b 156.50	.0804	245	195
1918—Year.....	102.50	4.6750	412	202	148.35	(a)	675	(a)	177.67	.0708	278	189
<b>Quarters—</b>												
<b>First</b> .....	110.00	4.4694	442	193	148.17	9.3333	675	184	156.50	.0735	245	178
<b>Second</b> .....	110.00	4.9423	442	213	161.50	7.0833	735	139	176.50	.0730	276	177
<b>Third</b> .....	95.00	4.9288	382	213	172.83	8.2500	787	162	187.67	.0769	293	186
<b>Fourth</b> .....	95.00	4.3750	382	189	110.88	(a)	504	(a)	190.00	.0882	297	214
<b>Months—</b>												
<b>January</b> .....	110.00	4.4938	442	194	150.00	9.0000	683	177	b 156.50	.0744	245	180
<b>February</b> .....	110.00	4.4375	442	191	153.50	9.0000	699	177	b 156.50	.0790	245	177
<b>March</b> .....	110.00	4.5000	442	194	141.00	10.0000	642	197	b 156.50	.0730	245	177
<b>April</b> .....	110.00	5.1250	442	221	144.50	8.0000	658	157	b 176.50	.0730	276	177
<b>May</b> .....	110.00	5.1500	442	222	160.50	6.2500	731	123	b 176.50	.0730	276	177
<b>June</b> .....	110.00	4.5000	442	194	179.50	7.0000	817	138	b 176.50	.0731	276	177
<b>July</b> .....	95.00	4.9375	382	213	187.00	8.5000	851	167	b 186.50	.0735	292	178
<b>August</b> .....	95.00	5.0000	382	216	189.50	9.5000	885	187	b 186.50	.0735	292	178
<b>September</b> .....	95.00	4.8313	382	208	142.00	6.7500	647	133	b 190.00	.0845	297	205
<b>October</b> .....	95.00	4.3250	382	187	121.16	6.7500	552	133	b 190.00	.0882	297	214
<b>November</b> .....	95.00	4.4000	382	190	119.50	(a)	544	(a)	b 190.00	.0882	297	214
<b>December</b> .....	95.00	4.4000	382	190	92.00	(a)	419	(a)	b 190.00	.0882	297	214

a No quotation.

b Maximum prices.

## WHOLESALE PRICES IN FRANCE AND THE UNITED STATES, BY MONTHS, QUARTERS, AND YEARS, 1913-1918—Continued.

Market..... Unit..... Base price... 1913—Year..... Quarters— First..... Second..... Third..... Fourth..... Months— January..... February..... March..... April..... May..... June..... July..... August..... September..... October..... November..... December..... 1914—Year..... Quarters— First..... Second..... Third..... Fourth..... Months— January..... February..... March..... April..... May..... June..... July..... August..... September..... October..... November..... December..... 1915—Year..... Quarters— First..... Second..... Third..... Fourth..... Months— January..... February..... March..... April..... May..... June..... July..... August..... September..... October..... November..... December.....	Superphosphate.				Tallow.				Tin.			
	Actual price.		Relative price.		Actual price.		Relative price.		Actual price.		Relative price.	
	Fr.	U. S.	Fr.	U. S.	Fr.	U. S.	Fr.	U. S.	Fr.	U. S.	Fr.	U. S.
	Chicago.			Paris..	Chica- go.			Paris..	New York.			
	Degree per 100 kgs.	Ton in car lots.		100kgs.	Pound			100 kgs.	Pound..			
	<i>Frs.</i>	<i>Dolls.</i>		<i>Frs.</i>	<i>Dolls.</i>			<i>Frs.</i>	<i>Dolls.</i>			
	0.36	12.7000		80.67	0.0716			458.69	0.3870			
	.38	12.7000	105	100	81.96	.0707	102	99	535.31	.4488	117	116
	.39	12.7000	109	100	80.83	.0678	100	95	592.92	.4923	129	127
	.39	12.7000	109	100	82.33	.0686	102	96	575.00	.4824	125	125
	.37	12.7000	103	100	82.00	.0717	102	100	498.00	.4220	109	109
	.36	12.7000	100	100	82.67	.0748	102	104	475.33	.3985	104	103
	.39	12.7000	109	100	80.00	.0669	99	93	601.00	.5045	131	130
	.39	12.7000	109	100	82.00	.0688	102	96	601.75	.4875	131	126
	.39	12.7000	109	100	80.50	.0676	100	94	576.00	.4850	126	125
	.39	12.7000	109	100	82.50	.0688	102	96	572.00	.4800	125	124
	.39	12.7000	109	100	82.00	.0701	102	98	602.00	.5013	131	130
	.39	12.7000	109	100	82.50	.0669	102	93	551.00	.4660	120	120
	.38	12.7000	106	100	80.00	.0676	99	94	495.00	.4175	108	108
	.37	12.7000	103	100	83.00	.0713	103	100	490.00	.4150	107	107
	.36	12.7000	100	100	83.00	.0763	103	107	509.00	.4335	111	112
	.36	12.7000	100	100	83.00	.0763	103	107	487.00	.4080	106	105
	.36	12.7000	100	100	82.00	.0738	102	103	478.00	.4025	104	104
	.36	12.7000	100	100	83.00	.0744	103	104	461.00	.3850	101	99
	.34	12.7000	99	100	77.00	.0687	95	96	408.11	.3512	89	91
	.35	12.7000	99	100	82.33	.0713	102	100	458.75	.3840	100	99
	.35	12.7000	98	100	75.67	.0686	94	96	402.67	.3437	88	89
	.37	12.7000	103	100	71.00	.0680	88	95	372.50	.3570	81	92
	(a)	12.7000	(a)	100	(a)	.0667	(a)	93	386.67	.3200	84	83
	.36	12.7000	100	100	83.00	.0713	103	100	444.00	.3670	97	95
	.35	12.7000	98	100	83.00	.0719	103	100	481.00	.4050	105	105
	.35	12.7000	98	100	81.00	.0707	100	99	451.25	.3800	98	98
	.35	12.7000	98	100	76.00	.0694	94	97	440.00	.3775	96	98
	.35	12.7000	98	100	76.00	.0694	94	97	406.00	.3410	89	88
	.35	12.7000	98	100	75.00	.0669	93	93	362.00	.3125	79	81
	.37	12.7000	103	100	72.00	.0657	89	92	375.00	.3110	82	80
	(a)	12.7000	(a)	100	70.00	.0657	87	92	370.00	.3800	81	98
	(a)	12.7000	(a)	100	(a)	.0726	(a)	101	(a)	.3800	(a)	98
	(a)	12.7000	(a)	100	(a)	.0676	(a)	94	370.00	.3105	81	80
	(a)	12.7000	(a)	100	(a)	.0657	(a)	92	380.00	.3180	83	82
	(a)	12.7000	(a)	100	(a)	.0669	(a)	93	410.00	.3315	89	86
	.63	12.2300	176	96	92.15	.0693	114	97	453.65	.3760	99	97
	(a)	12.2300	(a)	96	85.75	.0681	106	95	414.00	.3712	90	96
	(a)	12.2300	(a)	96	84.83	.0673	105	94	452.83	.4172	99	108
	(a)	12.2300	(a)	96	91.00	.0638	113	89	459.67	.3587	100	93
	.63	12.2300	176	96	111.25	.0777	138	109	461.67	.3571	101	92
	(a)	12.2300	(a)	96	(a)	.0656	(a)	92	414.00	.3310	90	86
	(a)	12.2300	(a)	96	81.50	.0688	101	96	(a)	.3788	b95	98
	(a)	12.2300	(a)	96	90.00	.0700	112	98	(a)	.4038	b109	104
	(a)	12.2300	(a)	96	88.50	.0688	110	96	480.00	.4790	105	124
	(a)	12.2300	(a)	96	84.00	.0688	104	96	435.00	.3950	95	102
	(a)	12.2300	(a)	96	82.00	.0644	102	90	443.50	.3775	97	98
	(a)	12.2300	(a)	96	81.50	.0638	101	89	493.00	.3910	107	101
	(a)	12.2300	(a)	96	93.50	.0638	116	89	435.00	.3500	95	90
	(a)	12.2300	(a)	96	98.00	.0638	121	89	451.00	.3350	98	87
	(a)	12.2300	(a)	96	100.00	.0663	124	93	432.00	.3225	94	83
	(a)	12.2300	(a)	96	(a)	.0794	b133	111	465.00	.3588	101	93
	.63	12.2300	176	96	122.50	.0875	152	122	488.00	.3900	106	101

a No quotation.

b Interpolated.

## WHOLESALE PRICES IN FRANCE AND THE UNITED STATES, BY MONTHS, QUARTERS, AND YEARS, 1913-1918—Continued.

	Superphosphate.				Tallow.				Tin.			
	Actual price.		Relative price.		Actual price.		Relative price.		Actual price.		Relative price.	
	Fr.	U. S.	Fr.	U. S.	Fr.	U. S.	Fr.	U. S.	Fr.	U. S.	Fr.	U. S.
<b>Market.</b>	Chicago				Paris..	Chica-			Paris....	New		
<b>Unit.</b>	Degree	Ton in			100 kgs.	go-			100 kgs..	York.		
	per 100	car lots.				Pound				Pound..		
	kgs.											
<b>Base price.</b>	Fr. 0.36	Doll. 12.7000			Fr. 80.67	Doll. 0.0716			Fr. 458.69	Doll. 0.3870		
1916—Year.....	.84	15.5500	235	122	143.79	.0989	178	138	553.00	.4327	121	112
<b>Quarters—</b>												
First.....	.70	15.5500	196	122	132.50	.0904	164	126	528.33	.4388	115	113
Second.....	.82	15.5500	230	122	145.67	.1054	181	147	604.50	.4867	132	126
Third.....	.91	15.5500	254	122	148.33	.0881	184	123	535.17	.3854	117	100
Fourth.....	.93	15.5500	260	122	148.67	.1115	184	156	544.00	.4198	119	108
<b>Months—</b>												
January.....	.63	15.5500	176	122	126.50	.0856	157	120	508.00	.4250	111	110
February.....	.74	15.5500	207	122	135.00	.0950	167	133	532.00	.4163	116	108
March.....	.74	15.5500	207	122	136.00	.0906	169	127	545.00	.4760	119	123
April.....	.77	15.5500	215	122	140.00	.1013	174	141	597.50	.4950	130	128
May.....	.83	15.5500	232	122	143.00	.1106	177	154	630.00	.5100	137	132
June.....	.87	15.5500	243	122	154.00	.1044	191	146	586.00	.4550	128	118
July.....	.89	15.5500	248	122	145.00	.0950	180	133	542.50	.3888	118	100
August.....	.91	15.5500	254	122	150.00	.0806	186	113	526.00	.3800	115	98
September.....	.93	15.5500	260	122	150.00	.0888	186	124	537.00	.3875	117	100
October.....	.93	15.5500	260	122	145.00	.1038	180	145	523.00	.3925	114	101
November.....	.93	15.5500	260	122	148.00	.1144	183	160	541.00	.4170	118	108
December.....	.93	15.5500	260	122	153.00	.1163	190	162	568.00	.4500	124	116
1917—Year.....	1.39	15.7900	388	124	259.13	.1559	321	218	731.09	.5939	159	153
<b>Quarters—</b>												
First.....	.93	14.1300	260	111	158.33	.1185	196	166	620.00	.4783	135	124
Second.....	1.24	14.1300	345	111	194.00	.1646	240	230	700.00	.5858	153	151
Third.....	1.51	17.4500	422	137	326.67	.1675	405	234	760.00	.6229	166	161
Fourth.....	1.88	17.4500	526	137	357.50	.1734	443	242	807.33	.6883	176	178
<b>Months—</b>												
January.....	.93	14.1300	260	111	155.00	.1150	192	161	(a)	.4300	(a)	111
February.....	.93	14.1300	260	111	158.00	.1163	196	162	605.00	.4900	132	127
March.....	.93	14.1300	260	111	162.00	.1238	201	173	635.00	.5150	138	133
April.....	1.06	14.1300	296	111	172.00	.1388	213	194	660.00	.5425	144	140
May.....	1.30	14.1300	363	111	180.00	.1663	223	232	695.00	.5850	152	151
June.....	1.35	14.1300	377	111	230.00	.1888	285	264	745.00	.6300	162	163
July.....	1.35	17.4500	377	137	295.00	.1775	366	248	755.00	.6200	165	160
August.....	1.49	17.4500	416	137	340.00	.1488	421	208	765.00	.6388	167	165
September.....	1.70	17.4500	474	137	345.00	.1756	428	245	760.00	.6100	166	158
October.....	1.70	17.4500	474	137	350.00	.1725	434	241	765.00	.6050	167	156
November.....	1.95	17.4500	544	137	355.00	.1688	440	236	792.00	.6600	173	171
December.....	2.00	17.4500	558	137	367.50	.1788	456	250	865.00	.8000	189	207
1918—Year.....	2.13	21.0150	593	165	334.28	.1793	414	250	1,090.75	.8519	238	220
<b>Quarters—</b>												
First.....	2.00	19.3500	558	152	320.00	.1752	397	245	923.67	.8469	201	219
Second.....	2.00	19.3500	558	152	311.17	.1734	386	242	1,094.33	.9269	239	240
Third.....	2.20	22.6800	614	179	338.75	.1866	420	261	1,236.67	.8904	270	230
Fourth.....	2.30	22.6800	642	179	437.50	.1818	542	254	1,108.33	.7511	242	194
<b>Months—</b>												
January.....	2.00	19.3500	558	152	345.00	.1763	428	246	855.00	.8420	186	218
February.....	2.00	19.3500	558	152	330.00	.1746	409	244	930.00	.8500	203	220
March.....	2.00	19.3500	558	152	285.00	.1748	353	244	986.00	.8500	215	220
April.....	2.00	19.3500	558	152	305.00	.1747	378	244	991.00	.8800	216	227
May.....	2.00	19.3500	558	152	298.50	.1736	370	242	1,117.00	1.0075	244	260
June.....	2.00	19.3500	558	152	330.00	.1719	409	240	1,175.00	.9050	256	234
July.....	2.10	22.6800	586	179	305.00	.1781	378	249	1,165.00	.9320	254	241
August.....	2.20	22.6800	614	179	(a)	.1870	(a)	261	1,345.00	.9200	293	238
September.....	2.30	22.6800	642	179	372.50	.1947	462	272	1,200.00	.8088	262	209
October.....	2.30	22.6800	642	179	(a)	.2000	(a)	279	1,180.00	.7960	257	206
November.....	2.30	22.6800	642	179	(a)	.1933	(a)	270	1,170.00	.7400	255	191
December.....	2.30	22.6800	642	179	437.50	.1494	542	209	975.00	.7150	213	185

a No quotation.

## WHOLESALE PRICES IN FRANCE AND THE UNITED STATES, BY MONTHS, QUARTERS, AND YEARS, 1913-1918—Continued.

	Tin, Straits Settlements.				Wheat.				Wine.			
	Actual price.		Relative price.		Actual price.		Relative price.		Actual price.		Relative price.	
	Fr.	U. S.	Fr.	U. S.	Fr.	U. S.	Fr.	U. S.	Fr.	U. S.	Fr.	U. S.
Market.....	Paris.	New York.			Paris.	Chica-go.			Paris....	San Fran-cisco.		
Unit.....	100 kgs	100 Pound.			100 kgs	Bushel			Hecto-liter.	Gallon..		
Base price...	<i>Frs.</i> 466.29	<i>Dolls.</i> 0.3819			<i>Frs.</i> 27.22	<i>Dolls.</i> 0.9287			<i>Frs.</i> 37.33	<i>Dolls.</i> 0.2500		
1913—Year.....	543.67	.4432	117	116	27.77	.9131	102	98	37.29	.2479	100	99
Quarters—												
First.....	597.00	.4868	128	127	27.16	.9078	100	98	37.00	.2416	99	97
Second.....	587.00	.4773	126	125	29.08	.9297	107	100	33.67	.2500	90	100
Third.....	504.67	.4152	108	109	28.29	.9173	104	99	38.17	.2500	102	100
Fourth.....	484.00	.3931	104	103	26.54	.8963	98	97	40.33	.2500	108	100
Months—												
January.....	612.50	.5045	131	132	25.87	.9061	95	98	39.00	.2250	104	90
February.....	605.50	.4873	130	128	27.75	.9202	102	99	38.00	.2500	102	100
March.....	579.00	.4688	124	123	27.87	.8941	102	96	34.00	.2500	91	100
April.....	584.00	.4912	125	129	28.62	.9254	105	100	32.00	.2500	86	100
May.....	610.00	.4914	131	129	29.62	.9269	109	100	34.50	.2500	92	100
June.....	567.00	.4492	122	118	29.00	.9369	107	101	34.50	.2500	92	100
July.....	500.00	.4039	107	106	28.50	.9193	105	99	37.50	.2500	100	100
August.....	496.00	.4172	106	109	29.25	.9178	107	99	38.00	.2500	102	100
September.....	518.00	.4247	111	111	27.12	.9148	100	99	39.00	.2500	104	100
October.....	496.00	.4050	106	106	27.00	.8800	99	95	42.00	.2500	113	100
November.....	487.00	.3981	104	104	26.12	.8978	96	97	40.00	.2500	107	100
December.....	469.00	.3764	101	99	26.50	.9110	97	98	39.00	.2500	104	100
1914—Year.....	415.95	.3570	89	93	27.49	1.0412	101	112	35.41	.2563	95	103
Quarters—												
First.....	467.17	.3858	100	101	26.37	.9387	97	101	37.67	.2500	101	100
Second.....	409.33	.3335	88	87	27.67	.9625	102	104	33.17	.2500	89	100
Third.....	375.50	.3837	81	100	27.50	1.0827	101	117	(a)	.2500	(a)	100
Fourth.....	398.33	.3249	85	85	28.42	1.1688	104	126	(a)	.2750	(a)	110
Months—												
January.....	451.50	.3774	97	99	25.75	.9139	95	98	38.00	.2500	102	100
February.....	491.00	.3993	105	105	26.50	.9431	97	102	38.00	.2500	102	100
March.....	459.00	.3808	98	100	26.87	.9591	99	103	37.00	.2500	99	100
April.....	450.50	.3610	97	95	26.75	.9555	98	103	35.00	.2500	94	100
May.....	410.00	.3330	88	87	27.50	.9838	101	106	32.50	.2500	87	100
June.....	367.50	.3065	79	80	28.75	.9483	106	102	32.00	.2500	86	100
July.....	378.00	.3175	81	83	27.00	.9331	99	100	(a)	.2500	(a)	100
August.....	373.00	.3059	80	132	28.00	1.1300	103	122	(a)	.2500	(a)	100
September.....	(a)	.3279	(a)	86	(a)	1.1850	(a)	128	(a)	.2500	(a)	100
October.....	375.00	.3039	80	80	28.00	1.1278	103	121	(a)	.2750	(a)	110
November.....	395.00	.3350	85	88	28.50	1.1597	105	125	(a)	.2750	(a)	110
December.....	425.00	.3360	91	88	28.75	1.2190	106	131	(a)	.2750	(a)	110
1915—Year.....	466.67	.3866	100	101	30.33	1.3443	111	145	38.46	.2229	103	89
Quarters—												
First.....	465.83	.4018	100	105	30.33	1.5204	111	164	23.50	.2500	63	100
Second.....	459.17	.4237	98	111	(a)	1.5079	(a)	162	27.50	.2333	74	93
Third.....	469.67	.3500	101	92	(a)	1.2296	(a)	132	43.00	.2083	115	83
Fourth.....	472.00	.3706	101	97	(a)	1.1131	(a)	120	57.33	.2000	154	80
Months—												
January.....	420.00	.3430	90	90	29.25	1.4060	107	151	(a)	.2500	(a)	100
February.....	477.50	.3732	102	98	31.00	1.6066	114	173	23.00	.2500	62	100
March.....	500.00	.4893	107	128	30.75	1.5485	113	167	24.00	.2500	64	100
April.....	480.00	.4798	103	126	(a)	1.5903	(a)	171	24.00	.2500	64	100
May.....	444.00	.3878	95	102	(a)	1.5760	(a)	170	25.00	.2250	67	90
June.....	453.50	.4037	97	106	(a)	1.3575	(a)	146	26.00	.2250	70	90
July.....	503.00	.3750	108	98	(a)	1.4316	(a)	154	36.50	.2250	98	90
August.....	445.00	.3439	95	90	(a)	1.2025	(a)	129	44.50	.2000	119	80
September.....	461.00	.3313	99	87	(a)	1.0547	(a)	114	48.00	.2000	129	80
October.....	440.00	.3308	94	87	(a)	1.0769	(a)	116	55.50	.2000	149	80
November.....	475.00	.3937	102	103	(a)	1.0589	(a)	114	55.50	.2000	149	80
December.....	501.00	.3875	107	101	(a)	1.2035	(a)	130	61.00	.2000	163	80

(a) No quotation.

## WHOLESALE PRICES IN FRANCE AND THE UNITED STATES, BY MONTHS, QUARTERS, AND YEARS, 1913-1918—Continued.

Market..... Unit..... Base price... 1916—Year..... Quarters— First..... Second..... Third..... Fourth..... Months— January..... February..... March..... April..... May..... June..... July..... August..... September..... October..... November..... December..... 1917—Year..... Quarters— First..... Second..... Third..... Fourth..... Months— January..... February..... March..... April..... May..... June..... July..... August..... September..... October..... November..... December..... 1918—Year..... Quarters— First..... Second..... Third..... Fourth..... Months— January..... February..... March..... April..... May..... June..... July..... August..... September..... October..... November..... December.....	Tin, Straits Settlements.				Wheat.				Wine.				
	Actual price.		Relative price.		Actual price.		Relative price.		Actual price.		Relative price.		
	Fr.	U. S.	Fr.	U. S.	Fr.	U. S.	Fr.	U. S.	Fr.	U. S.	Fr.	U. S.	Fr.
Paris..	New York.	Paris..	Chica-go.	Paris...	San Fran-cisco.								
100 kgs	Pound..	100 kgs	Bushel	Hecto-liter.	Gallon..								
Frs.	Dolls.	Frs.	Dolls.	Frs.	Dolls.	Frs.	Dolls.	Frs.	Dolls.	Frs.	Dolls.	Frs.	Dolls.
466. 29	0. 3819	27. 22	0. 9287	37. 33	0. 2500								
560. 25	. 4348	120	114	29. 00	1. 4165	107	153	84. 79	. 2083	227	83		
546. 67	. 4498	117	118	(a)	1. 2494	(a)	135	78. 67	. 2000	211	80		
599. 00	. 4769	128	125	26. 86	1. 1827	99	127	88. 17	. 2000	236	80		
526. 67	. 3857	113	101	28. 77	1. 4238	106	153	88. 33	. 2083	237	83		
567. 67	. 4267	122	112	29. 93	1. 8038	110	194	84. 00	. 2250	225	90		
520. 00	. 4188	112	110	(a)	1. 2875	(a)	139	68. 50	. 2000	183	80		
522. 50	. 4263	112	112	(a)	1. 2940	(a)	139	76. 50	. 2000	205	80		
567. 50	. 5042	122	132	(a)	1. 1666	(a)	126	91. 00	. 2000	244	80		
606. 00	. 5175	130	135	(a)	1. 2313	(a)	133	89. 00	. 2000	238	80		
615. 00	. 4915	132	129	(a)	1. 2005	(a)	129	87. 50	. 2000	234	80		
576. 00	. 4218	124	110	26. 86	1. 1163	99	120	88. 00	. 2000	236	80		
535. 00	. 3846	115	101	26. 90	1. 1878	99	128	88. 00	. 2000	236	80		
518. 00	. 3854	111	101	29. 57	1. 4514	109	156	87. 50	. 2000	234	80		
530. 00	. 3870	114	101	29. 83	1. 6322	110	176	89. 50	. 2250	240	90		
545. 00	. 4116	117	108	29. 91	1. 7976	110	194	89. 50	. 2250	240	90		
550. 00	. 4417	121	116	29. 96	1. 8667	110	201	89. 50	. 2250	240	90		
595. 00	. 4267	128	112	29. 94	1. 7470	110	188	73. 00	. 2250	196	90		
779. 27	. 6165	167	161	37. 90	2. 3211	139	250	111. 36	. 2708	298	108		
652. 50	. 4997	140	131	30. 83	1. 9170	113	206	102. 50	. 2500	275	100		
736. 67	. 6043	158	158	33. 03	2. 6973	121	290	113. 17	. 2500	303	100		
815. 00	. 6232	175	163	41. 66	2. 4700	153	266	112. 50	. 2667	301	107		
870. 67	. 7388	187	193	46. 06	2. 2000	169	237	(a)	. 3167	(a)	127		
(a)	. 4419	116	116	29. 94	1. 9215	110	207	(a)	. 2500	(a)	100		
630. 00	. 5137	135	134	29. 92	1. 8410	110	198	(a)	. 2500	(a)	100		
675. 00	. 5436	145	142	32. 64	1. 9873	120	214	102. 50	. 2500	275	100		
690. 00	. 5591	148	146	32. 41	2. 3100	119	249	113. 50	. 2500	304	100		
735. 00	. 6330	158	166	33. 31	2. 9510	122	318	112. 50	. 2500	301	100		
785. 00	. 6209	168	163	33. 38	2. 7675	123	298	113. 50	. 2500	304	100		
795. 00	. 6260	170	164	33. 10	2. 5680	122	277	112. 50	. 2500	301	100		
820. 00	. 6269	176	164	46. 00	2. 6175	169	282	112. 50	. 2750	301	110		
830. 00	. 6168	178	161	45. 89	2. 2000	169	237	112. 50	. 2750	301	110		
835. 00	. 6185	179	162	45. 82	2. 2000	168	237	(a)	. 2750	(a)	110		
862. 00	. 7443	185	195	46. 06	2. 2000	169	237	(a)	. 3250	(a)	130		
915. 00	. 8535	196	223	46. 30	2. 2000	170	237	(a)	. 3500	(a)	140		
1117. 41	. 8710	240	228	.....	2. 2352	.....	241	.....	. 4042	.....	162		
932. 00	. 8533	200	223	46. 39	2. 2000	170	237	(a)	. 3750	(a)	150		
1109. 33	. 9867	238	258	46. 40	2. 2000	171	237	(a)	. 3750	(a)	150		
1270. 00	. 8933	272	234	62. 71	2. 2644	230	244	.....	. 4000	.....	160		
1158. 33	. 7508	248	197	.....	2. 2736	.....	245	.....	. 4667	.....	187		
860. 00	. 8300	184	217	46. 32	2. 2000	170	237	(a)	. 3750	(a)	150		
940. 00	. 8500	202	223	46. 44	2. 2000	171	237	(a)	. 3750	(a)	150		
996. 00	. 8800	214	230	46. 41	2. 2000	171	237	(a)	. 3750	(a)	150		
1001. 00	. 9150	215	240	46. 37	2. 2000	170	237	(a)	. 3750	(a)	150		
1127. 00	1. 0500	242	275	46. 42	2. 2000	171	237	(a)	. 3750	(a)	150		
1200. 00	. 9950	257	261	46. 42	2. 2000	171	237	(a)	. 3750	(a)	150		
1190. 00	. 9700	255	254	55. 73	2. 2600	205	243	.....	. 4000	.....	160		
1370. 00	. 9000	294	236	69. 69	2. 2688	256	244	.....	. 4000	.....	160		
1250. 00	. 8100	268	212	(a)	2. 2656	(a)	244	.....	. 4000	.....	160		
1230. 00	. 8050	264	211	(a)	2. 2665	(a)	244	.....	. 4000	.....	160		
1220. 00	. 7300	262	191	(a)	2. 2706	(a)	244	.....	. 5000	.....	200		
1025. 00	c. 7175	220	188	.....	2. 2830	.....	246	.....	. 5000	.....	200		

a No quotation.

b Interpolated.

c Maximum price.

## WHOLESALE PRICES IN FRANCE AND THE UNITED STATES, BY MONTHS, QUARTERS, AND YEARS, 1913-1918—Continued.

	Wool, Buenos Aires.				Zinc.			
	Actual price.		Relative price.		Actual price.		Relative price.	
	Fr.	U. S.	Fr.	U. S.	Fr.	U. S.	Fr.	U. S.
Market Unit.....	Le Havre 100 kgs.	Boston Pound.				New York 100 kgs.		
Base price.....	<i>Frs.</i> 204.21	<i>Dolls.</i> 0.9419			<i>Frs.</i> 62.46	<i>Dolls.</i> 0.0539		
1913—Year.....	195.00	1.1309	95	120	66.84	.0580	107	108
Quarters—								
First.....	192.50	1.1786	94	125	74.42	.0667	119	124
Second.....	194.50	(a)	95	<i>b 125</i>	69.75	.0551	112	102
Third.....	202.33	1.1786	99	125	61.24	.0568	98	105
Fourth.....	190.67	.9879	93	105	61.96	.0534	99	99
Months—								
January.....	189.50	1.2143	93	129	76.00	.0723	122	134
February.....	193.50	1.1786	95	125	74.75	.0649	120	120
March.....	194.50	1.1429	95	121	72.50	.0629	116	117
April.....	198.00	(a)	97	<i>b 123</i>	72.50	.0579	116	107
May.....	195.00	(a)	95	<i>b 125</i>	71.25	.0551	114	102
June.....	190.50	(a)	93	<i>b 127</i>	65.50	.0524	105	97
July.....	189.50	1.2143	93	129	60.37	.0541	97	100
August.....	207.50	1.1786	102	125	61.35	.0580	98	108
September.....	210.00	1.1429	103	121	62.00	.0583	99	108
October.....	206.00	1.1071	101	118	61.75	.0547	99	101
November.....	181.50	1.0714	89	114	61.75	.0534	99	99
December.....	184.50	.7851	90	83	62.37	.0522	100	97
1914—Year.....	213.88	.8408	105	89	74.88	.0530	120	98
Quarters—								
First.....	201.17	.7976	98	85	63.12	.0538	101	100
Second.....	222.67	.8036	109	85	63.52	.0517	102	96
Third.....	222.50	.8571	109	91	84.58	.0539	135	100
Fourth.....	209.17	.9048	102	96	95.00	.0527	152	98
Months—								
January.....	194.50	.7857	95	83	63.00	.0533	101	99
February.....	201.50	(a)	99	<i>b 86</i>	63.00	.0546	101	101
March.....	207.50	(a)	102	<i>b 86</i>	63.37	.0535	101	99
April.....	215.00	.8214	105	<i>b 87</i>	63.50	.0522	102	97
May.....	220.00	(a)	108	<i>b 85</i>	63.50	.0516	102	96
June.....	233.00	.7857	114	83	63.56	.0512	102	95
July.....	222.50	.8214	109	87	63.75	.0503	102	93
August.....	222.50	.8571	109	91	95.00	.0563	152	104
September.....	222.50	.8929	109	95	95.00	.0552	152	102
October.....	212.50	(a)	104	<i>b 95</i>	95.00	.0500	152	93
November.....	207.50	(a)	102	<i>b 96</i>	(a)	.0515	(a)	96
December.....	207.50	.9107	102	97	95.00	.0567	152	105
1915—Year.....	252.92	1.1815	124	125	201.36	.1444	322	268
Quarters—								
First.....	225.83	1.0238	111	109	120.21	.0851	192	158
Second.....	249.17	(a)	122	<i>b 124</i>	193.33	.1666	310	309
Third.....	262.50	1.2444	129	132	235.58	.1658	378	308
Fourth.....	274.17	1.2936	134	137	256.05	.1601	410	297
Months—								
January.....	222.50	.9643	109	102	100.62	.0652	161	121
February.....	222.50	1.0000	109	106	125.00	.0887	200	165
March.....	232.50	1.1071	114	118	135.00	.1013	216	188
April.....	247.50	(a)	121	<i>b 121</i>	133.75	.1151	214	214
May.....	247.50	(a)	121	<i>b 124</i>	191.25	.1583	306	294
June.....	252.50	(a)	124	<i>b 127</i>	255.00	.2263	408	420
July.....	262.50	(a)	129	<i>b 150</i>	272.50	.2080	436	386
August.....	262.50	1.2500	129	133	207.50	.1445	332	288
September.....	262.50	(a)	129	<i>b 134</i>	227.50	.1449	364	269
October.....	262.50	(a)	129	<i>b 135</i>	220.00	.1407	352	261
November.....	267.50	1.2857	131	136	262.50	.1704	420	316
December.....	292.50	1.3214	143	140	285.66	.1691	457	314

<sup>a</sup> No quotation.<sup>b</sup> Interpolated.

## WHOLESALE PRICES IN FRANCE AND THE UNITED STATES, BY MONTHS, QUARTERS, AND YEARS, 1913-1918—Continued.

	Wool, Buenos Aires.				Zinc.			
	Actual price.		Relative price.		Actual price.		Relative price.	
	Fr.	U. S.	Fr.	U. S.	Fr.	U. S.	Fr.	U. S.
Market.....	Le Havre	Boston				NewYork		
Unit.....	100 kgs.	Pound.			100 kgs.	Pound.		
	<i>Fr.</i>	<i>Dolls.</i>			<i>Fr.</i>	<i>Dolls.</i>		
Base price.....	204.21	0.9419			62.46	0.0539		
1916—Year.....	362.50	1.5288	177	162	228.35	.1375	366	255
Quarters—								
First.....	327.50	1.4087	160	150	288.75	.1879	462	349
Second.....	340.83	1.4683	167	156	258.61	.1578	414	293
Third.....	354.17	1.5397	173	163	171.67	.0935	275	173
Fourth.....	427.75	1.6905	209	179	194.39	.1108	311	206
Months—								
January.....	327.50	1.3571	160	144	285.00	.1819	456	337
February.....	327.50	1.4286	160	152	293.75	.2009	470	373
March.....	327.50	(a)	160	<i>b153</i>	287.50	.1810	460	336
April.....	327.50	(a)	160	<i>b154</i>	282.50	.1862	452	345
May.....	347.50	1.4643	170	155	273.33	.1593	438	296
June.....	347.50	(a)	170	<i>b158</i>	220.00	.1280	352	237
July.....	347.50	(a)	170	<i>b160</i>	160.00	.0970	256	180
August.....	352.50	1.5357	173	163	177.50	.0910	284	169
September.....	362.50	1.5714	177	167	177.50	.0924	284	171
October.....	372.50	1.6429	182	174	191.66	.1001	307	186
November.....	425.00	1.7143	208	182	195.00	.1193	312	221
December.....	485.00	1.7143	237	182	196.50	.1129	315	209
1917—Year.....	634.58	2.1191	311	225	264.90	.0911	424	169
Quarters—								
First.....	497.50	1.8214	244	193	274.33	.1043	439	194
Second.....	572.50	2.0000	280	212	270.28	.0955	433	177
Third.....	655.00	2.2862	321	236	265.00	.0852	424	158
Fourth.....	818.33	2.4286	398	258	250.00	.0793	400	147
Months—								
January.....	485.00	1.7857	237	190	250.50	.0997	401	185
February.....	485.00	1.8214	237	193	282.50	.1049	452	195
March.....	522.50	1.8571	256	197	290.00	.1082	464	201
April.....	547.50	1.9286	268	205	285.00	.0973	424	181
May.....	572.50	2.0000	280	212	268.33	.0948	430	176
June.....	597.50	(a)	293	<i>b280</i>	277.50	.0945	444	175
July.....	597.50	2.1429	293	227	275.00	.0882	440	164
August.....	597.50	2.2143	293	235	265.00	.0848	424	157
September.....	770.00	2.3214	377	246	255.00	.0827	408	153
October.....	770.00	2.4286	377	258	245.00	.0813	392	151
November.....	770.00	2.4286	377	258	245.00	.0790	392	147
December.....	900.00	2.4286	441	258	260.00	.0777	416	144
1918—Year.....		2.3601		251	256.56		411	
Quarters—								
First.....	933.33	2.3690	457	252	258.33	.0780	414	145
Second.....	933.33	(a)	457	<i>b280</i>	259.58	.0746	416	138
Third.....		(a)		<i>b280</i>	260.00	.0917	416	170
Fourth.....		(a)		<i>b280</i>	248.33		398	
Months—								
January.....	900.00	(a)	441	<i>b284</i>	257.50	.0788	412	146
February.....	950.00	2.3571	465	250	257.50	.0791	412	147
March.....	950.00	(a)	465	<i>b280</i>	260.00	.0760	416	141
April.....	900.00	(a)	441	<i>b280</i>	258.75	.0700	414	130
May.....	950.00	(a)	465	<i>b280</i>	260.00	.0734	416	136
June.....	950.00	(a)	465	<i>b280</i>	260.00	.0804	416	149
July.....		(a)		<i>b280</i>	260.00	.0875	416	162
August.....		(a)		<i>b280</i>	260.00	.0908	416	168
September.....		(a)		<i>b280</i>	260.00	.0967	416	179
October.....		(a)		<i>b280</i>	260.00	.0913	416	169
November.....		(a)		<i>b280</i>	260.00		416	
December.....		(a)		<i>b280</i>	225.00		360	

a No quotation.

b Interpolated.

## WHOLESALE PRICES IN ITALY AND THE UNITED STATES, BY MONTHS, QUARTERS, AND YEARS, 1913-1918.

	Acid, citric.				Acid, sulphuric.				Alcohol, industrial.			
	Actual price.		Relative price.		Actual price.		Relative price.		Actual price.		Relative price.	
	Italy.	U. S.	Italy	U.S.	Italy.	U. S.	Italy	U.S.	Italy.	U. S.	Italy	U.S.
Market.....	Genoa.	New York.	.....	.....	Genoa.	New York.	.....	.....	Naples..	New York.	.....	.....
Unit.....	100 kgs.	Pound.	.....	.....	100 kgs.	Pound.	.....	.....	100 kgs..	Gallon..	.....	.....
Base price...	<i>Lire.</i> 572.25	<i>Dolls.</i> 0.5070	.....	.....	<i>Lire.</i> 4.96	<i>Dolls.</i> 0.0085	.....	.....	<i>Lire.</i> 59.29	<i>Dolls.</i> 0.4558	.....	.....
1913—Year.....	483.00	.4472	86	88	5.50	.0085	111	100	64.00	.4783	108	105
Quarters—												
First.....	425.00	.3980	74	79	5.63	.0085	113	100	66.33	.5000	112	110
Second.....	464.17	.4080	81	80	5.63	.0085	113	100	65.50	.4900	110	108
Third.....	476.25	.4500	86	89	5.63	.0085	113	100	63.00	.4633	106	102
Fourth.....	605.00	.5330	103	105	5.13	.0085	103	100	61.17	.4600	103	101
Months—												
January.....	425.00	.3900	74	77	5.63	.0085	113	100	68.00	.5000	115	110
February.....	425.00	.4000	74	79	5.63	.0085	113	100	65.50	.5000	110	110
March.....	425.00	.4050	74	80	5.63	.0085	113	100	65.50	.5000	110	110
April.....	457.50	.4050	80	80	5.63	.0085	113	100	65.50	.4900	110	108
May.....	467.50	.4050	82	80	5.63	.0085	113	100	65.50	.4900	110	108
June.....	467.50	.4150	82	82	5.63	.0085	113	100	65.50	.4900	110	108
July.....	485.00	.4275	85	84	5.63	.0085	113	100	64.00	.4900	108	108
August.....	467.50	.4500	82	89	5.63	.0085	113	100	62.50	.4500	105	99
September.....	(a)	.4725	b 90	93	5.63	.0085	113	100	62.50	.4500	105	99
October.....	(a)	.5125	b 98	101	5.63	.0085	113	100	62.50	.4600	105	101
November.....	605.00	.5550	106	109	5.38	.0085	108	100	60.50	.4600	102	101
December.....	605.00	.5325	106	105	4.38	.0085	88	100	60.50	.4600	102	101
1914—Year.....	645.42	.5932	113	117	4.43	.0085	89	100	53.38	.4500	90	99
Quarters—												
First.....	598.33	.5100	105	101	4.71	.0085	95	100	60.50	.4500	102	99
Second.....	588.33	.5350	103	106	4.38	.0085	88	100	52.50	.4500	89	99
Third.....	680.00	.5850	119	115	4.38	.0085	83	100	50.83	.4500	86	99
Fourth.....	715.00	.7430	125	147	4.13	.0085	83	100	49.67	.4500	84	99
Months—												
January.....	605.00	.5100	106	101	5.38	.0085	108	100	60.50	.4500	102	99
February.....	605.00	.5100	106	101	4.38	.0085	88	100	60.50	.4500	102	99
March.....	585.00	.5100	102	101	4.38	.0085	88	100	60.50	.4500	102	99
April.....	575.00	.5100	100	101	4.38	.0085	88	100	60.50	.4500	102	99
May.....	585.00	.5475	102	108	4.38	.0085	88	100	48.50	.4500	82	99
June.....	605.00	.5475	106	108	4.38	.0085	88	100	48.50	.4500	82	99
July.....	610.00	.5475	107	108	4.38	.0085	88	100	47.50	.4500	80	99
August.....	715.00	.5475	125	108	(a)	.0085	(a)	100	47.50	.4500	80	99
September.....	715.00	.6600	125	130	(a)	.0085	(a)	100	57.50	.4500	97	99
October.....	705.00	.8700	123	172	(a)	.0085	(a)	100	49.00	.4500	83	99
November.....	715.00	.7000	125	138	4.13	.0085	83	100	49.00	.4500	83	99
December.....	725.00	.6600	127	130	4.13	.0085	83	100	51.00	.4500	86	99
1915—Year.....	823.54	.5971	144	118	6.08	.0090	123	106	80.13	.4583	135	101
Quarters—												
First.....	681.67	.5690	119	112	4.63	.0085	93	100	55.67	.4500	94	99
Second.....	778.33	.5890	136	116	4.96	.0085	100	100	67.67	.4500	114	99
Third.....	1,034.17	.6225	181	123	7.29	.0090	147	106	80.67	.4500	136	99
Fourth.....	800.00	.6080	140	120	8.13	.0100	164	118	116.50	.4833	196	106
Months—												
January.....	675.00	.5825	118	115	4.63	.0085	93	100	51.00	.4500	86	99
February.....	685.00	.5625	120	111	4.63	.0085	93	100	55.00	.4500	93	99
March.....	685.00	.5625	120	111	4.63	.0085	93	100	61.00	.4500	103	99
April.....	695.00	.5625	121	111	4.63	.0085	93	100	63.00	.4500	106	99
May.....	690.00	.5825	121	115	4.63	.0085	93	100	70.00	.4500	118	99
June.....	950.00	.6225	166	123	5.63	.0085	113	100	70.00	.4500	118	99
July.....	1,100.00	.6225	192	123	6.88	.0085	139	100	70.00	.4500	118	99
August.....	977.50	.6225	171	123	6.88	.0085	139	100	77.00	.4500	130	99
September.....	1,025.00	.6225	179	123	8.13	.0100	164	118	95.00	.4500	170	99
October.....	872.50	.6000	152	118	8.13	.0100	164	118	102.50	.4500	173	99
November.....	772.50	.6125	135	121	8.13	.0100	164	118	119.00	.5000	201	110
December.....	755.00	.6125	132	121	(a)	.0100	b164	118	128.50	.5000	217	110

a No quotation.

b Interpolated.



## WHOLESALE PRICES IN ITALY AND THE UNITED STATES BY MONTHS, QUARTERS, AND YEARS, 1913-1918—Continued.

	Acid, citric.				Acid, sulphuric.				Alcohol, industrial.			
	Actual price.		Relative price.		Actual price.		Relative price.		Actual price.		Relative price.	
	Italy.	U. S.	Italy	U. S.	Italy.	U. S.	Italy	U. S.	Italy.	U. S.	Italy	U. S.
Market.....	Genoa.	New York.	.....	.....	Genoa.	New York.	.....	.....	Naples..	New York.	.....	.....
Unit.....	100 kgs	Pound.	.....	.....	100 kgs	Pound	.....	.....	100 kgs..	Gallon.	.....	.....
Base price...	<i>Lire.</i>	<i>Dolls.</i>	.....	.....	<i>Lire.</i>	<i>Dolls.</i>	.....	.....	<i>Lire.</i>	<i>Dolls.</i>	.....	.....
	572. 25	0. 5070	.....	.....	4. 96	0. 0085	.....	.....	59. 29	0. 4558	.....	.....
1916—Year.....	1002. 71	. 6989	175	138	8. 60	. 0142	174	167	163. 23	. 6708	275	147
Quarters—												
First.....	916. 67	. 6730	160	133	8. 13	. 0200	164	235	153. 50	. 6000	259	132
Second.....	1086. 67	. 6925	190	137	8. 13	. 0167	164	196	165. 00	. 6500	278	143
Third.....	1065. 83	. 7175	186	142	8. 13	. 0100	164	118	160. 33	. 6500	270	143
Fourth.....	941. 67	. 7125	165	141	10. 04	. 0100	203	118	170. 83	. 7833	288	172
Months—												
January.....	860. 00	. 6525	150	129	8. 13	. 0200	164	235	142. 00	. 5500	239	121
February.....	945. 00	. 6750	165	133	8. 13	. 0200	164	235	165. 00	. 6000	259	132
March.....	945. 00	. 6925	165	137	8. 13	. 0200	164	235	165. 00	. 6500	278	143
April.....	1040. 00	. 6925	182	137	8. 13	. 0200	164	235	170. 00	. 6500	287	143
May.....	1107. 50	. 6925	194	137	8. 13	. 0150	164	176	165. 00	. 6500	278	143
June.....	1112. 50	. 6925	194	137	8. 13	. 0150	164	176	160. 00	. 6500	270	143
July.....	1112. 50	. 7200	194	142	8. 13	. 0100	164	118	160. 00	. 6500	270	143
August.....	1050. 00	. 7175	183	142	8. 13	. 0100	164	118	158. 50	. 6500	267	143
September.....	1035. 00	. 7150	181	141	8. 13	. 0100	164	118	162. 50	. 6500	274	143
October.....	955. 00	. 7125	167	141	8. 13	. 0100	164	118	162. 50	. 7000	274	154
November.....	950. 00	. 7125	166	141	11. 00	. 0100	222	118	172. 50	. 7500	291	165
December.....	920. 00	. 7125	161	141	11. 00	. 0100	222	118	177. 50	. 9000	299	197
1917—Year.....	(c)	. 7445	(c)	147	(c)	. 0113	(c)	133	(c)	1. 0458	(c)	229
Quarters—												
First.....	.....	. 6980	.....	138	.....	. 0100	.....	118	.....	. 9667	.....	212
Second.....	.....	. 7500	.....	148	.....	. 0100	.....	118	.....	1. 0000	.....	219
Third.....	.....	. 7650	.....	151	.....	. 0117	.....	138	.....	1. 0000	.....	219
Fourth.....	.....	. 7650	.....	151	.....	. 0133	.....	156	.....	1. 2167	.....	267
Months—												
January.....	.....	. 6800	.....	134	.....	. 0100	.....	118	.....	. 9000	.....	197
February.....	.....	. 6800	.....	134	.....	. 0100	.....	118	.....	1. 0000	.....	219
March.....	.....	. 7350	.....	145	.....	. 0100	.....	118	.....	1. 0000	.....	219
April.....	.....	. 7425	.....	146	.....	. 0100	.....	118	.....	1. 0000	.....	219
May.....	.....	. 7500	.....	148	.....	. 0100	.....	118	.....	1. 0000	.....	219
June.....	.....	. 7575	.....	149	.....	. 0100	.....	118	.....	1. 0000	.....	219
July.....	.....	. 7650	.....	151	.....	. 0100	.....	118	.....	1. 0000	.....	219
August.....	.....	. 7650	.....	151	.....	. 0125	.....	147	.....	1. 0000	.....	219
September.....	.....	. 7650	.....	151	.....	. 0125	.....	147	.....	1. 0000	.....	219
October.....	.....	. 7650	.....	151	.....	. 0125	.....	147	.....	1. 1000	.....	241
November.....	.....	. 7650	.....	151	.....	. 0125	.....	147	.....	1. 2000	.....	263
December.....	.....	. 7650	.....	151	.....	. 0150	.....	176	.....	1. 3500	.....	296
1918—Year.....	.....	. 8852	.....	175	(d)	. 0120	(d)	141	(d)	1. 0217	(d)	224
Quarters—												
First.....	1383. 33	. 7940	242	157	.....	. 0167	.....	196	.....	1. 3500	.....	296
Second.....	1400. 00	. 8475	245	167	.....	. 0142	.....	167	.....	. 9050	.....	199
Third.....	1385. 00	. 8525	242	168	.....	. 0090	.....	106	.....	. 9167	.....	201
Fourth.....	.....	1. 0470	.....	207	.....	. 0080	.....	94	.....	. 9150	.....	201
Months—												
January.....	1350. 00	. 7825	236	154	.....	€ 0. 150	.....	176	.....	1. 3500	.....	296
February.....	1400. 00	. 8025	245	158	.....	€ 0. 175	.....	206	.....	1. 3500	.....	296
March.....	1400. 00	. 8025	245	158	.....	€ 0. 175	.....	206	.....	1. 3500	.....	296
April.....	1400. 00	. 8300	245	164	.....	€ 0. 175	.....	206	.....	. 9050	.....	199
May.....	1400. 00	. 8600	245	170	.....	. 0125	.....	147	.....	. 9050	.....	199
June.....	1400. 00	. 8525	245	168	.....	. 0125	.....	147	.....	. 9050	.....	199
July.....	1400. 00	. 8525	245	168	.....	. 0090	.....	106	.....	. 9200	.....	202
August.....	1355. 00	. 8525	237	168	.....	. 0090	.....	106	.....	. 9150	.....	201
September.....	1400. 00	. 8525	245	168	.....	. 0090	.....	106	.....	. 9150	.....	201
October.....	1400. 00	. 8525	245	168	.....	. 0080	.....	94	.....	. 9150	.....	201
November.....	1380. 00	1. 0050	241	198	.....	. 0080	.....	94	.....	. 9150	.....	201
December.....	.....	1. 2825	.....	253	.....	. 0080	.....	94	.....	. 9150	.....	201

a No quotation.

b Interpolated.

c No publication available in the United States giving 1917 figures.

d No publication available in the United States giving 1918 figures.

## WHOLESALE PRICES IN ITALY AND THE UNITED STATES, BY MONTHS, QUARTERS, AND YEARS, 1913-1918—Continued.

	Ammonia, sulphate of.				Barley.				Calves, prime.			
	Actual price.		Relative price.		Actual price.		Relative price.		Actual price.		Relative price.	
	Italy.	U. S.	Italy	U. S.	Italy.	U. S.	Italy	U. S.	Italy.	U. S.	Italy	U. S.
Market.....	Genoa.	New York.	.....	.....	Milan.	Chica- go.	.....	.....	Milan...	New York.	.....	.....
Unit.....	100 kgs	100 lbs.	.....	.....	100 kgs	Bushel	.....	.....	Kg.....	100 lbs.	.....	.....
Base price...	<i>Lire.</i>	<i>Dolls.</i>	.....	.....	<i>Lire.</i>	<i>Dolls.</i>	.....	.....	<i>Lire.</i>	<i>Dolls.</i>	.....	.....
	33. 53	2. 9179	.....	.....	23. 25	0. 6243	.....	.....	2. 07	12. 0083	.....	.....
1913—Year.....	35. 99	3. 1408	107	108	25. 00	. 6263	108	100	2. 11	12. 0396	a101	100
Quarters—												
First.....	37. 88	3. 2750	113	112	26. 50	. 6015	114	96	2. 22	12. 1667	a101	101
Second.....	36. 33	3. 2500	108	111	26. 50	. 5996	114	96	2. 05	11. 1667	99	93
Third.....	35. 42	2. 9883	106	102	23. 50	. 6571	101	105	2. 01	11. 7833	a100	98
Fourth.....	34. 33	3. 0500	102	105	23. 50	. 6492	101	104	2. 17	13. 0417	105	109
Months—												
January.....	38. 38	3. 2250	114	111	26. 50	. 6250	114	100	2. 22	12. 2500	107	102
February.....	37. 63	3. 3000	112	113	26. 50	. 6063	114	97	2. 10	12. 3750	b101	103
March.....	37. 63	3. 3000	112	113	26. 50	. 5790	114	93	1. 99	11. 8750	b 96	99
April.....	37. 00	3. 4000	110	117	26. 50	. 5863	114	94	1. 87	12. 0000	90	100
May.....	36. 50	3. 3500	109	115	26. 50	. 6066	114	97	2. 09	10. 3750	101	86
June.....	35. 50	3. 0000	106	103	26. 50	. 6050	114	97	2. 18	11. 1250	105	93
July.....	35. 50	2. 9750	106	102	23. 50	. 5700	101	91	2. 10	10. 8750	b101	91
August.....	35. 50	2. 9700	106	102	23. 50	. 6540	101	105	2. 01	11. 8750	97	99
September.....	35. 25	3. 0200	105	104	23. 50	. 7263	101	116	2. 10	12. 6000	b101	105
October.....	35. 00	3. 1000	104	106	23. 50	. 6825	101	109	2. 18	13. 3750	105	111
November.....	34. 13	3. 1000	102	106	23. 50	. 6500	101	104	2. 11	12. 8750	102	107
December.....	33. 88	2. 9500	101	101	23. 50	. 6150	101	99	2. 22	12. 8750	107	107
1914—Year.....	32. 51	2. 6854	97	92	23. 83	. 6204	103	99	2. 10	11. 9208	a102	99
Quarters—												
First.....	32. 96	2. 8833	98	99	23. 50	. 6158	101	99	1. 93	12. 5833	93	105
Second.....	31. 42	2. 7500	94	94	22. 50	. 5778	97	93	2. 13	10. 6250	103	88
Third.....	31. 56	2. 5583	94	88	22. 50	. 6223	97	100	2. 17	12. 2250	105	102
Fourth.....	33. 79	2. 5500	101	88	26. 83	. 6658	115	107	2. 20	12. 2500	106	102
Months—												
January.....	33. 25	2. 9500	99	101	23. 50	. 6390	101	102	2. 08	13. 3750	100	111
February.....	32. 63	2. 8500	97	98	23. 50	. 6163	101	99	1. 78	12. 0000	86	100
March.....	33. 00	2. 8600	98	98	23. 50	. 5863	101	94	1. 94	13. 3750	94	111
April.....	32. 25	2. 8500	96	98	22. 50	. 5750	97	92	2. 07	11. 6250	100	97
May.....	31. 13	2. 8000	93	96	22. 50	. 5840	97	94	2. 15	9. 3750	104	78
June.....	30. 88	2. 6000	92	89	22. 50	. 5725	97	92	2. 17	10. 8750	105	91
July.....	30. 13	2. 4750	90	85	22. 50	. 5338	97	86	2. 12	11. 1250	102	93
August.....	(c)	2. 6000	b 94	89	22. 50	. 6300	97	101	2. 17	12. 3000	105	102
September.....	33. 00	2. 6000	98	89	22. 50	. 7013	97	112	2. 24	13. 2500	108	110
October.....	33. 00	2. 5500	98	87	24. 00	. 6540	103	105	2. 05	12. 0000	99	100
November.....	33. 38	2. 5500	100	87	26. 50	. 6863	114	110	2. 20	11. 6250	b106	97
December.....	35. 00	2. 5000	104	87	30. 00	. 6600	129	106	2. 35	13. 2500	b104	109
1915—Year.....	48. 20	3. 2521	144	111	30. 92	. 7103	133	114	2. 47	12. 1354	a124	101
Quarters—												
First.....	41. 88	2. 8833	125	99	31. 83	. 7850	137	126	2. 08	12. 7083	101	106
Second.....	44. 33	3. 1667	132	109	31. 33	. 7623	135	122	2. 47	10. 4583	119	87
Third.....	48. 58	3. 4583	145	119	29. 33	. 6683	126	107	2. 89	12. 7083	a158	106
Fourth.....	58. 00	3. 5000	173	120	31. 17	. 6223	134	100	2. 86	12. 6667	138	105
Months—												
January.....	39. 13	2. 5500	117	87	31. 50	. 7590	135	122	2. 35	12. 3750	114	103
February.....	42. 25	3. 0000	126	103	32. 00	. 8183	138	131	2. 02	12. 8750	98	107
March.....	44. 25	3. 1000	132	106	32. 00	. 7838	138	126	1. 88	12. 8750	91	107
April.....	44. 25	3. 1000	132	106	32. 00	. 7738	138	124	2. 17	11. 8750	105	99
May.....	44. 00	3. 2000	131	110	33. 00	. 7770	142	124	2. 47	8. 8750	b119	74
June.....	44. 75	3. 2000	133	110	29. 00	. 7325	125	117	2. 78	10. 6250	134	88
July.....	47. 00	3. 3750	140	116	29. 00	. 7500	125	120	2. 81	11. 7500	b136	98
August.....	49. 25	3. 5500	147	122	29. 50	. 7013	127	112	2. 85	13. 0000	b138	108
September.....	49. 50	3. 4500	148	118	29. 50	. 5538	127	89	2. 89	13. 3750	139	111
October.....	52. 75	3. 3000	157	113	31. 00	. 5840	133	94	2. 62	13. 3750	127	111
November.....	57. 25	3. 4500	171	118	31. 00	. 6175	133	99	2. 86	12. 3750	b138	103
December.....	64. 00	3. 7500	191	129	31. 50	. 6750	135	108	3. 10	12. 2500	150	102

a Computed on monthly relatives.

b Interpolated.

c No quotation.

## WHOLESALE PRICES IN ITALY AND THE UNITED STATES, BY MONTHS, QUARTERS, AND YEARS, 1913-1918—Continued.

	Ammonia, sulphate of.				Barley.				Calves, prime.			
	Actual price.		Relative price.		Actual price.		Relative price.		Actual price.		Relative price.	
	Italy.	U. S.	Italy	U. S.	Italy.	U. S.	Italy	U. S.	Italy.	U. S.	Italy	U. S.
Market	Genoa.	New York.			Milan.	Chicago.			Milan	New York.		
Unit	100 kgs.	100 lbs.			100 kgs.	Bushel			Kg.	100 lbs.		
Base price	Lire.	Dolls.			Lire.	Dolls.			Lire.	Dolls.		
	33.53	2.9179			23.25	0.6243			2.07	12.0083		
1916—Year	62.88	3.7792	188	130	32.25	.8750	139	140	3.06	12.4375	a148	104
Quarters—												
First	66.25	3.8667	198	133	33.00	.7454	142	119	3.01	12.3333	146	103
Second	61.00	3.6000	182	122	(c)	.7446	b142	119	3.08	10.7917	149	90
Third	61.65	3.5000	184	120	32.50	.9029	140	145	2.95	13.2500	a144	110
Fourth	62.62	4.1500	187	142	30.00	1.1050	129	177	3.14	13.3750	152	111
Months—												
January	65.75	4.0000	196	137	33.00	.7630	142	122	3.07	12.3750	148	103
February	67.25	3.8500	201	132	33.00	.7538	142	121	(c)	12.0000	b146	100
March	65.75	3.7500	196	129	(c)	.7150	b142	115	2.96	12.6250	143	105
April	61.75	3.7000	184	127	(c)	.7330	b142	117	3.06	10.5000	148	87
May	60.75	3.5500	181	122	(c)	.7550	b142	121	3.03	9.7500	146	81
June	60.50	3.5500	180	122	(c)	.7488	b142	120	3.15	12.1250	152	101
July	61.88	3.4000	185	117	32.50	.7420	140	119	3.01	12.7500	b146	106
August	61.33	3.5000	183	120	32.50	.9288	140	149	2.87	13.3750	139	111
September	61.75	3.6000	184	123	32.50	1.0430	140	167	3.04	13.6250	147	113
October	62.12	4.0000	185	137	30.00	1.0675	129	171	3.25	13.8750	157	116
November	62.75	4.1000	187	141	(c)	1.1463	(c)	184	3.02	12.3750	146	103
December	63.00	4.3500	188	149	(c)	1.1020	(c)	177	3.15	13.8750	152	116
1917—Year	(d)	5.8708	(d)	201	41.09	1.3232	177	212	3.71	15.6354	179	130
Quarters—												
First	4.7500		163	40.00	1.1988	172	192	2.86	15.0000	138	125	
Second	5.4167		186	40.00	1.3800	172	221	3.67	15.0417	177	125	
Third	6.2667		215	41.00	1.3523	176	217	4.07	16.2083	197	135	
Fourth	7.0500		242	43.00	1.3615	185	218	4.22	16.2917	204	136	
Months—												
January	4.5000		154	(c)	1.2000		192	3.02	15.7500	146	131	
February	4.5000		154	e40.00	1.1688	172	187	2.61	15.8750	126	132	
March	5.2500		180	e40.00	1.2220	172	196	2.95	13.3750	143	111	
April	5.2500		180	e40.00	1.3688	172	219	3.24	16.3750	157	136	
May	5.5000		188	e40.00	1.4538	172	233	3.64	13.7500	176	115	
June	5.5000		188	e40.00	1.3300	172	213	4.12	15.0000	199	125	
July	6.0000		206	e40.00	1.4150	172	227	3.98	15.8750	192	132	
August	6.4000		219	e40.00	1.3325	172	213	4.08	15.8750	197	132	
September	6.4000		219	e43.00	1.3180	185	211	4.15	16.8750	200	141	
October	7.1500		245	e43.00	1.3063	185	209	3.93	16.8750	190	141	
November	7.0000		240	e43.00	1.2838	185	206	4.44	16.1250	214	134	
December	7.0000		240	e43.00	1.4680	185	235	4.30	15.8750	208	132	
1918—Year		6.7083		230	46.82	1.4611	201	234	(d)	18.8646	(d)	157
Quarters—												
First	160.00	7.3167	477	251	43.00	1.8131	185	290		18.1667		151
Second	150.00	7.7333	447	265	43.00	1.4435	185	231		17.5417		146
Third	150.00	6.7833	447	232	50.00	1.1225	215	180		19.2083		160
Fourth		5.0000		171	50.00	.9625	215	154		20.5417		171
Months—												
January	e160.00	7.2500	477	248	e43.00	1.5263	185	244		17.3750		145
February	e150.00	7.2000	477	247	e43.00	1.8175	185	291		18.8750		157
March	e160.00	7.5000	477	257	e43.00	2.0390	185	327		18.2500		152
April	e150.00	7.6000	447	260	e43.00	1.7263	185	277		20.8750		174
May	e150.00	7.8000	447	267	e43.00	1.4538	185	233		15.6250		130
June	e150.00	7.8000	447	267	e43.00	1.2090	185	194		16.1250		134
July	e150.00	7.8000	447	267	e50.00	1.1225	215	180		18.3750		153
August	e150.00	7.8000	447	267	e50.00	(c)	215	b176		18.3750		153
September	e150.00	4.7500	447	163	e50.00	(c)	215	b168		20.8750		174
October	e150.00	4.7500	447	163	e50.00	(c)	215	b160		20.8750		174
November	e150.00	4.7500	447	163	e50.00	.9700	215	155		19.8750		166
December		5.5000		188	e50.00	.9588	215	154		20.9750		174

a Computed on monthly relatives.

b Interpolated.

c No quotation.

d No publication available in the United States.

e Maximum price.

## WHOLESALE PRICES IN ITALY AND THE UNITED STATES, BY MONTHS, QUARTERS, AND YEARS, 1913-1918—Continued.

	Coal, bituminous.				Coal, semibituminous.				Coffee.			
	Actual price.		Relative price.		Actual price.		Relative price.		Actual price.		Relative price.	
	Italy.	U. S.	Italy	U. S.	Italy.	U. S.	Italy	U. S.	Italy.	U. S.	Italy	U. S.
<b>Market</b> .....	<b>Genoa.</b>	<b>Cincinnati.</b>			<b>Genoa.</b>	<b>Norfolk</b>			<b>Naples..</b>	<b>New York.</b>		
<b>Unit</b> .....	<b>Ton...</b>	<b>Ton...</b>			<b>Ton...</b>	<b>Ton...</b>			<b>100 kgs..</b>	<b>Pound..</b>		
<b>Base price</b> ...	<i>Lire.</i> 32.26	<i>Dolls.</i> 2.2000			<i>Lire.</i> 35.71	<i>Dolls.</i> 3.0000			<i>Lire.</i> 325.83	<i>Dolls.</i> 0.0949		
1913—Year.....	35.24	2.2000	109	100	38.17	3.0000	107	100	351.83	.1113	109	117
Quarters—												
First.....	36.46	2.2000	113	100	39.03	3.0000	109	100	358.33	.1331	110	140
Second.....	35.29	2.2000	109	100	38.25	3.0000	107	100	369.33	.1146	113	121
Third.....	34.29	2.2000	106	100	37.75	3.0000	106	100	356.67	.0954	109	101
Fourth.....	34.92	2.2000	108	100	37.58	3.0000	105	100	335.00	.1019	103	107
Months—												
January.....	37.75	2.2000	117	100	39.25	3.0000	110	100	365.00	.1394	112	147
February.....	36.13	2.2000	112	100	39.25	3.0000	110	100	355.00	.1350	109	142
March.....	35.50	2.2000	110	100	38.75	3.0000	109	100	355.00	.1250	109	132
April.....	35.88	2.2000	111	100	38.25	3.0000	107	100	355.00	.1194	109	126
May.....	35.75	2.2000	111	100	38.25	3.0000	107	100	375.00	.1138	115	120
June.....	34.25	2.2000	106	100	38.25	3.0000	107	100	378.00	.1106	116	117
July.....	33.88	2.2000	105	100	37.75	3.0000	106	100	375.00	.0981	115	103
August.....	34.25	2.2000	106	100	37.00	3.0000	104	100	360.00	.0956	110	101
September.....	34.75	2.2000	108	100	38.50	3.0000	108	100	335.00	.0925	103	97
October.....	36.25	2.2000	112	100	37.75	3.0000	106	100	340.00	.1025	104	103
November.....	34.25	2.2000	106	100	37.50	3.0000	105	100	340.00	.1075	104	113
December.....	34.25	2.2000	106	100	37.50	3.0000	105	100	325.00	.0956	100	101
1914—Year.....	36.27	2.2000	112	100	39.67	3.0000	111	100	322.75	.0816	99	86
Quarters—												
First.....	30.08	2.2000	93	100	33.67	3.0000	94	100	306.67	.0929	94	98
Second.....	29.75	2.2000	92	100	33.83	3.0000	95	100	305.00	.0894	94	94
Third.....	41.92	2.2000	130	100	45.67	3.0000	128	100	334.33	.0798	103	84
Fourth.....	43.33	2.2000	134	100	45.50	3.0000	127	100	345.00	.0642	106	68
Months—												
January.....	31.25	2.2000	97	100	34.25	3.0000	96	100	310.00	.0913	95	96
February.....	29.50	2.2000	91	100	33.25	3.0000	93	100	303.00	.0950	95	100
March.....	29.50	2.2000	91	100	33.50	3.0000	94	100	302.00	.0925	93	97
April.....	30.50	2.2000	95	100	33.75	3.0000	95	100	300.00	.0894	92	94
May.....	29.50	2.2000	91	100	33.75	3.0000	95	100	310.00	.0875	95	92
June.....	29.25	2.2000	91	100	34.00	3.0000	95	100	305.00	.0913	94	96
July.....	29.25	2.2000	91	100	34.50	3.0000	97	100	308.00	.0882	95	93
August.....	57.50	2.2000	178	100	57.50	3.0000	161	100	355.00	.0750	109	76
September.....	39.00	2.2000	121	100	45.00	3.0000	126	100	340.00	.0763	104	80
October.....	38.00	2.2000	118	100	40.00	3.0000	112	100	350.00	.0656	107	69
November.....	44.75	2.2000	139	100	47.50	3.0000	133	100	345.00	.0638	106	67
December.....	47.25	2.2000	146	100	49.50	3.0000	139	100	340.00	.0631	104	66
1915—Year.....	86.82	2.2000	a289	100	95.25	2.8500	267	95	342.54	.0745	105	79
Quarters—												
First.....	74.67	2.2000	231	100	76.33	2.8500	214	95	336.50	.0775	103	82
Second.....	85.00	2.2000	263	100	86.00	2.8500	241	95	339.17	.0760	104	80
Third.....	79.67	2.2000	247	100	83.17	2.8500	233	95	345.00	.0717	106	76
Fourth.....	118.50	2.2000	a113	100	135.50	2.8500	379	95	349.50	.0729	107	77
Months—												
January.....	67.50	2.2000	209	100	67.00	2.8500	188	95	342.00	.0725	105	76
February.....	77.50	2.2000	240	100	79.00	2.8500	221	95	330.00	.0825	101	87
March.....	79.00	2.2000	245	100	83.00	2.8500	232	95	337.50	.0775	104	82
April.....	89.00	2.2000	276	100	87.00	2.8500	244	95	330.00	.0806	101	85
May.....	84.50	2.2000	262	100	86.50	2.8500	242	95	342.50	.0775	105	82
June.....	81.50	2.2000	253	100	84.50	2.8500	237	95	345.00	.0700	103	74
July.....	71.50	2.2000	222	100	77.50	2.8500	217	95	340.00	.0738	104	78
August.....	81.00	2.2000	251	100	85.50	2.8500	239	95	355.00	.0738	109	78
September.....	86.50	2.2000	268	100	86.50	2.8500	242	95	340.00	.0575	104	71
October.....	109.50	2.2000	339	100	105.50	2.8500	298	95	348.50	.0575	107	71
November.....	127.50	2.2000	395	100	127.50	2.8500	357	95	350.00	.0750	107	79
December.....	(b)	2.2000	c504	100	172.50	2.8500	483	95	350.00	.0763	107	80

a Computed on monthly relatives.

b No quotation.

c Interpolated.

## WHOLESALE PRICES IN ITALY AND THE UNITED STATES, BY MONTHS, QUARTERS, AND YEARS, 1913-1918—Continued.

	Coal, bituminous.				Coal, semibituminous.				Coffee.			
	Actual price.		Relative price.		Actual price.		Relative price.		Actual price.		Relative price.	
	Italy.	U. S.	Italy	U. S.	Italy.	U. S.	Italy	U. S.	Italy.	U. S.	Italy	U. S.
Market.....	Genoa.	Cincinnati.	Genoa.	Norfolk.	Naples..	New York.						
Unit.....	Ton.	Ton.	Ton.	Ton.	100 kgs..	Pound.						
Base price...	32.26	2.2000			35.71	3.0000			325.83	0.0949		
1916—Year.....	210.71	2.6750	653	122	219.58	3.7292	615	124	384.67	.0924	118	97
Quarters—												
First.....	207.50	2.2000	643	100	211.33	3.0000	592	100	379.50	.0838	116	88
Second.....	217.67	2.2000	675	100	232.00	3.0000	650	100	380.00	.0971	117	102
Third.....	180.67	2.3000	560	105	183.33	3.4167	514	114	381.67	.0946	117	100
Fourth.....	237.00	4.0000	735	182	251.67	5.5000	705	183	397.50	.0942	122	99
Months—												
January.....	197.50	2.2000	612	100	202.50	3.0000	567	100	376.00	.0763	115	80
February.....	212.50	2.2000	659	100	209.00	3.0000	585	100	382.50	.0825	117	87
March.....	212.50	2.2000	659	100	222.50	3.0000	623	100	380.00	.0925	117	97
April.....	218.50	2.2000	677	100	231.00	3.0000	647	100	380.00	.0950	117	100
May.....	218.50	2.2000	677	100	242.00	3.0000	678	100	380.00	.0975	117	103
June.....	216.00	2.2000	670	100	222.50	3.0000	623	100	380.00	.0988	117	104
July.....	187.00	2.2000	580	100	182.50	3.0000	511	100	380.00	.0900	117	95
August.....	167.50	2.2000	519	100	175.00	3.2500	490	108	380.00	.0950	117	100
September.....	187.50	2.5000	581	114	192.50	4.0000	539	133	385.00	.0988	118	104
October.....	195.00	3.7500	604	170	207.50	4.5000	581	150	385.00	.0950	118	100
November.....	211.00	3.7500	654	170	222.50	6.0000	623	200	397.50	.0950	122	100
December.....	305.00	4.5000	945	205	325.00	6.0000	910	200	410.00	.0925	126	97
1917—Year.....	(a)	4.5833	(a)	208	(a)	5.4323	(a)	181	(a)	.0927	(a)	98
Quarters—												
First.....		4.8333		220		6.3333		211		.0953		104
Second.....		5.6667		258		6.8333		228		.1000		105
Third.....		4.2333		192		4.3187		144		.0925		97
Fourth.....		3.6000		164		4.2440		141		.0800		84
Months—												
January.....		4.5000		205		6.0000		200		.0975		103
February.....		5.0000		227		6.5000		217		.1000		105
March.....		5.0000		227		6.5000		217		.0975		103
April.....		5.0000		227		6.5000		217		.0950		100
May.....		6.0000		273		7.0000		233		.1013		107
June.....		6.0000		273		7.0000		233		.1038		109
July.....		5.0000		227		5.1400		171		.0950		100
August.....		4.4000		200		3.9050		130		.0913		96
September.....		3.3000		150		3.9050		130		.0913		96
October.....		3.3000		150		3.9050		130		.0850		90
November.....		3.7500		170		4.4120		147		.0794		84
December.....		3.7500		170		4.4120		147		.0756		80
1918—Year.....	(a)	3.8833	(a)	177	(a)	4.4769	(a)	149	(a)	.0935	(a)	99
Quarters—												
First.....		3.6000		164		4.4120		147		.0862		91
Second.....		3.7333		170		4.2317		141		.0873		92
Third.....		4.1000		186		4.6320		154		.0887		93
Fourth.....		4.1000		186		4.6320		154		.1199		126
Months—												
January.....		3.6000		164		4.4120		147		.0853		90
February.....		3.6000		164		4.4120		147		.0844		89
March.....		3.6000		164		4.4120		147		.0891		94
April.....		3.6000		164		4.2440		141		.0903		95
May.....		3.8500		175		4.2187		141		.0873		92
June.....		3.7500		170		4.2320		141		.0841		89
July.....		4.1000		186		4.6320		154		.0855		90
August.....		4.1000		186		4.6320		154		.0853		90
September.....		4.1000		186		4.6320		154		.0959		101
October.....		4.1000		186		4.6320		154		.1040		110
November.....		4.1000		186		4.6230		154		.1069		113
December.....		4.1000		186		4.6320		154		.1725		182

a No publication available in the United States.

WHOLESALE PRICES IN ITALY AND THE UNITED STATES, BY MONTHS, QUARTERS, AND YEARS, 1913-1918—Continued.

	Coke.				Copper, in ingots.				Copper, sulphate of.			
	Actual price.		Relative price.		Actual price.		Relative price.		Actual price.		Relative price.	
	Italy.	U. S.	Italy	U. S.	Italy.	U. S.	Italy	U. S.	Italy.	U. S.	Italy	U. S.
<b>Market</b> .....	<b>Genoa.</b>	<b>At ovens.</b>			<b>Genoa.</b>	<b>New York.</b>			<b>Genoa.</b>	<b>New York.</b>		
<b>Unit</b> .....	<b>Ton...</b>	<b>Ton.....</b>			<b>100kgs.</b>	<b>Pound</b>			<b>100 kgs..</b>	<b>Pound.</b>		
<b>Base price</b> ...	<i>Lire.</i>	<i>Dolls.</i>			<i>Lire.</i>	<i>Dolls.</i>			<i>Lire.</i>	<i>Dolls.</i>		
	50.40	2.0625			185.96	0.1501			55.57	0.0504		
1913—Year.....	54.42	2.4396	108	118	192.29	1.573	103	105	57.94	.0536	104	106
Quarters—												
First.....	54.83	3.1000	109	150	200.00	.1627	108	108	59.83	.0563	108	112
Second.....	57.50	2.2250	114	108	195.00	.1544	105	103	57.92	.0538	104	107
Third.....	54.33	2.4417	108	118	197.67	.1530	106	102	55.46	.0530	100	105
Fourth.....	51.00	1.9917	101	07	192.50	.1587	104	106	58.54	.0513	105	102
Months—												
January.....	53.50	3.8750	106	178	215.00	.1761	116	117	61.50	.0575	111	114
February.....	53.50	3.0750	106	149	190.00	.1625	102	108	60.00	.0575	108	114
March.....	57.50	2.5500	114	124	195.00	.1494	105	100	58.00	.0538	104	107
April.....	57.50	2.3250	114	113	200.00	.1519	108	101	60.00	.0538	108	107
May.....	57.50	2.1500	114	104	195.00	.1563	105	104	58.75	.0538	106	107
June.....	57.50	2.2000	114	107	190.00	.1550	102	103	55.00	.0538	99	107
July.....	57.50	2.3750	114	115	190.00	.1463	102	97	48.00	.0538	86	107
August.....	53.00	2.5000	105	121	200.00	.1513	108	101	58.75	.0538	106	107
September.....	52.50	2.4500	104	119	203.00	.1613	109	107	59.63	.0513	107	102
October.....	51.00	2.1750	101	105	200.00	.1656	108	110	59.13	.0513	106	102
November.....	51.00	1.9250	101	93	190.00	.1655	102	110	58.75	.0513	106	102
December.....	51.00	1.8750	101	91	187.50	.1450	101	97	57.75	.0513	104	102
1914—Year.....	55.52	1.8083	110	88	179.92	1.1338	97	89	53.86	.0472	97	94
Quarters—												
First.....	49.17	1.9083	98	93	181.33	.1467	98	98	54.08	.0490	97	97
Second.....	47.08	1.9083	93	93	172.33	.1419	93	95	54.21	.0483	98	96
Third.....	63.75	1.8000	127	87	187.67	.1276	101	85	52.13	.0464	94	92
Fourth.....	60.83	1.6167	121	78	178.33	.1190	96	79	(a)	.0451	(a)	89
Months—												
January.....	51.00	1.9250	101	93	183.50	.1488	99	99	54.75	.0490	99	97
February.....	49.00	1.9250	97	93	182.50	.1478	98	98	53.75	.0490	97	97
March.....	47.50	1.8750	94	91	178.00	.1438	96	96	53.75	.0490	97	97
April.....	47.50	1.9250	94	93	177.00	.1438	95	96	53.63	.0490	97	97
May.....	47.50	1.9250	94	93	170.00	.1420	91	95	54.75	.0490	99	97
June.....	46.25	1.8750	92	91	170.00	.1400	91	93	54.25	.0470	98	93
July.....	46.25	1.8750	92	91	168.00	.1340	90	89	52.13	.0470	94	93
August.....	82.50	1.8000	164	87	200.00	.1250	108	83	(a)	.0460	(a)	91
September.....	62.50	1.7250	124	84	195.00	.1238	105	82	(a)	.0463	(a)	92
October.....	62.50	1.6750	124	81	175.00	.1170	94	78	(a)	.0463	(a)	92
November.....	62.50	1.5500	124	75	175.00	.1125	94	75	(a)	.0445	(a)	88
December.....	57.50	1.6250	114	79	185.00	.1275	99	85	(a)	.0445	(a)	88
1915—Year.....	135.38	1.7854	269	87	269.79	1.1726	145	115	87.45	.0658	157	131
Quarters—												
First.....	88.33	1.5917	175	77	230.83	.1413	124	94	74.08	.0490	133	97
Second.....	104.83	1.6250	208	79	261.67	.1775	141	118	76.00	.0671	137	133
Third.....	118.33	1.7000	235	82	286.67	.1863	154	124	79.75	.0738	152	146
Fourth.....	230.00	2.2250	456	108	300.00	.1854	161	124	114.83	.0734	207	146
Months—												
January.....	77.50	1.6250	154	79	197.50	.1300	106	87	71.25	.0445	128	88
February.....	85.00	1.5750	169	76	245.00	.1475	132	98	73.75	.0463	133	92
March.....	102.50	1.5750	203	76	250.00	.1463	134	97	77.25	.0563	139	112
April.....	102.50	1.6250	203	79	255.00	.1588	137	106	78.25	.0613	141	122
May.....	102.50	1.6250	203	79	255.00	.1863	137	124	77.50	.0688	139	137
June.....	109.50	1.6250	217	79	275.00	.1875	148	125	72.25	.0713	130	141
July.....	111.00	1.7500	220	85	285.00	.1988	153	132	79.75	.0738	144	146
August.....	116.50	1.6750	231	81	285.00	.1825	153	122	(a)	.0738	<i>b152</i>	146
September.....	127.50	1.6750	253	81	290.00	.1775	156	118	(a)	.0738	<i>b160</i>	146
October.....	215.00	2.0000	427	97	290.00	.1800	156	120	93.50	.0688	168	137
November.....	215.00	2.3750	427	115	290.00	.1788	156	119	117.50	.0663	211	132
December.....	260.00	2.3000	516	112	320.00	.1975	172	132	133.50	.0850	240	169

a No quotation.

b Interpolated.

## WHOLESALE PRICES IN ITALY AND THE UNITED STATES, BY MONTHS, QUARTERS, AND YEARS, 1913-1918—Continued.

	Coke.				Copper, in ingots.				Copper, sulphate of.			
	Actual price.		Relative price.		Actual price.		Relative price.		Actual price.		Relative price.	
	Italy.	U. S.	Italy	U. S.	Italy.	U. S.	Italy	U. S.	Italy.	U. S.	Italy	U. S.
Market.....	Genoa.	At ovens.			Genoa.	New York.			Genoa.	New York.		
Unit.....	Ton.	Ton.			100kgs.	Pound.			100 kgs..	Pound.		
Base price...	Lire.	Dolls.			Lire.	Dolls.			Lire.	Dolls.		
	50. 40	2. 0625			185. 96	0. 1501			55. 57	0. 0504		
1916—Year.....	248. 72	3. 2458	494	157	482. 08	. 2754	259	183	144. 25	. 1414	260	281
Quarters—												
First.....	285. 00	2. 8333	558	137	445. 00	. 2509	239	167	147. 50	. 1883	265	374
Second.....	276. 75	2. 6083	549	126	483. 33	. 2779	260	185	151. 50	. 1704	273	338
Third.....	241. 67	2. 6667	480	129	460. 00	. 2675	247	178	138. 00	. 9017	248	182
Fourth.....	195. 00	4. 8750	387	236	540. 00	. 3054	290	203	140. 00	. 1150	252	228
Months—												
January.....	300. 00	2. 8750	595	139	425. 00	. 2288	229	152	139. 50	. 1500	251	298
February.....	270. 00	2. 6250	536	127	450. 00	. 2538	242	169	151. 25	. 2100	272	417
March.....	(a)	3. 0000	664 <sup>b</sup>	145	460. 00	. 2700	247	180	151. 75	. 2050	273	407
April.....	(a)	2. 8250	560	137	470. 00	. 2688	253	179	151. 50	. 1850	273	367
May.....	281. 00	2. 3750	558	115	495. 00	. 2850	266	190	152. 50	. 1788	274	355
June.....	272. 50	2. 6250	541	127	485. 00	. 2800	261	187	150. 50	. 1475	271	293
July.....	272. 50	2. 6250	541	127	455. 00	. 2650	245	177	135. 50	. 0950	244	188
August.....	257. 50	2. 6250	511	127	450. 00	. 2600	242	173	138. 50	. 0900	249	179
September.....	<195. 00	2. 7500	387	133	475. 00	. 2775	255	185	140. 00	. 0900	252	179
October.....	<195. 00	3. 1250	387	152	480. 00	. 2850	258	190	140. 00	. 0950	252	188
November.....	<195. 00	5. 7500	387	279	510. 00	. 2863	274	191	140. 00	. 1113	252	211
December.....	<195. 00	5. 7500		279	630. 00	. 3450	339	230	140. 00	. 1388	252	275
1917—Year.....	(d)	8. 2500	(d)	400	708. 75	. 2940	381	196	(e)	. 1005	(e)	199
Quarters—												
First.....		7. 7500		376	690. 00	. 3292	371	217		. 1163		231
Second.....		7. 9167		384	750. 00	. 3250	403	217		. 0967		192
Third.....		11. 3333		549	710. 00	. 2867	382	191		. 0954		189
Fourth.....		6. 0000		291	685. 00	. 2350	368	157		. 0938		186
Months—												
January.....		7. 2500		352	625. 00	. 2950	336	197		. 1350		268
February.....		7. 5000		364	710. 00	. 3300	382	220		. 1175		233
March.....		8. 5000		412	735. 00	. 3625	395	242		. 0963		191
April.....		7. 2500		352	790. 00	. 3400	425	227		. 0950		188
May.....		7. 0000		339	730. 00	. 3100	393	207		. 0975		193
June.....		9. 5000		461	730. 00	. 3250	393	217		. 0975		193
July.....		12. 2500		594	730. 00	. 3175	393	212		. 0975		193
August.....		10. 0000		485	700. 00	. 2900	376	193		. 0975		193
September.....		11. 7500		570	700. 00	. 2525	376	168		. 0913		181
October.....		6. 0000		291	680. 00	. 2350	366	157		. 0875		174
November.....		6. 0000		291	690. 00	. 2350	371	157		. 0963		191
December.....		6. 0000		291	685. 00	. 2350	368	157		. 0975		193
1918—Year.....		6. 0000		291		. 2458		164		. 0953		189
Quarters—												
First.....		6. 0000		291	701. 67	. 2350	377	157	220. 00	. 0951	396	190
Second.....		6. 0000		291	735. 00	. 2350	395	157	228. 00	. 0943	410	187
Third.....		6. 0000		291	803. 33	. 2581	432	172	228. 00	. 0948	410	188
Fourth.....		6. 0000		291		. 2580		172		. 0963		191
Months—												
January.....		6. 0000		291	690. 00	. 2350	371	157	220. 00	. 0969	396	192
February.....		6. 0000		291	710. 00	. 2350	382	157	220. 00	. 0950	396	188
March.....		6. 0000		291	705. 00	. 2350	379	157	220. 00	. 0958	396	190
April.....		6. 0000		291	720. 00	. 2350	387	157	228. 00	. 0963	410	191
May.....		6. 0000		291	720. 00	. 2350	387	157	228. 00	. 0944	410	187
June.....		6. 0000		291	765. 00	. 2350	411	157	228. 00	. 0920	410	183
July.....		6. 0000		291	785. 00	. 2550	422	170	228. 00	. 0938	410	186
August.....		6. 0000		291	800. 00	. 2600	430	173	228. 00	. 0950	410	188
September.....		6. 0000		291	825. 00	. 2600	444	173	228. 00	. 0956	410	190
October.....		6. 0000		291	800. 00	. 2600	430	173	228. 00	. 0963	410	191
November.....		6. 0000		291	745. 00	. 2600	401	173	228. 00	. 0963	410	191
December.....		6. 0000		291		. 2540		169		. 0963		191

a No quotation.

c Maximum price.

b Interpolated.

d Maximum price set beginning 1917 according to grade and mine.

e No publication available in the United States giving 1917 figures.

## WHOLESALE PRICES IN ITALY AND THE UNITED STATES, BY MONTHS, QUARTERS, AND YEARS, 1913-1918—Continued.

	Flour, wheat.				Hemp, double extra.				Hogs.			
	Actual price.		Relative price.		Actual price.		Relative price.		Actual price.		Relative price.	
	Italy.	U. S.	Italy	U. S.	Italy.	U. S.	Italy	U. S.	Italy.	U. S.	Italy	U. S.
<b>Market</b> .....	Milan.	Minneapolis.			Naples	Kentucky.			Milan	Chicago.		
<b>Unit</b> .....	100 kgs.	Bbl.(196 lbs.)			100 kgs.	Pound			Kg.	100 lbs.		
<b>Base price</b> ...	<i>Lire.</i> 41.56	<i>Dolls.</i> 4.0000			<i>Lire.</i> 104.46	<i>Dolls.</i> 0.1567			<i>Lire.</i> 1.55	<i>Dolls.</i> 8.3094		
1913—Year.....	42.88	4.5837	103	100	109.63	.1567	105	100	1.61	8.3542	104	101
Quarters—												
First.....	43.50	4.4584	105	98	113.00	.1500	108	96	1.67	8.2500	108	99
Second.....	43.50	4.7096	105	103	104.00	.1567	100	100	1.63	8.6417	105	104
Third.....	42.83	4.6833	103	102	111.67	.1600	107	102	1.55	8.6083	100	104
Fourth.....	41.67	4.4746	100	98	109.83	.1600	105	102	1.60	7.9167	103	95
Months—												
January.....	43.75	4.4813	105	98	105.00	.1500	101	96	1.70	7.4500	110	90
February.....	43.75	4.5188	105	99	132.00	.1500	126	96	1.70	8.1750	110	98
March.....	43.00	4.3750	103	96	102.00	.1500	98	96	1.60	9.1250	103	110
April.....	43.50	4.6100	105	101	104.00	.1500	100	96	1.70	8.8250	110	106
May.....	43.75	4.6563	105	102	103.00	.1600	99	102	1.65	8.5000	106	102
June.....	43.25	4.8625	104	106	105.00	.1600	101	102	1.55	8.6000	100	103
July.....	43.25	4.7700	104	104	114.00	.1600	109	102	1.55	9.0750	100	109
August.....	43.00	4.7000	103	103	114.00	.1600	109	102	1.55	8.3750	100	101
September.....	42.25	4.5800	102	100	107.00	.1600	102	102	1.55	8.3750	100	101
October.....	41.75	4.4563	100	98	111.50	.1600	107	102	1.65	8.2000	106	99
November.....	41.50	4.4875	100	98	109.00	.1600	104	102	1.60	7.8000	103	94
December.....	41.75	4.4800	100	98	109.00	.1600	104	102	1.55	7.7500	100	93
1914—Year.....	44.06	5.0962	106	112	99.08	.1517	95	97	1.50	8.2677	97	100
Quarters—												
First.....	41.17	4.5708	99	100	100.83	.1587	97	100	1.58	8.4417	102	102
Second.....	40.58	4.5508	98	100	95.50	.1500	91	96	1.47	8.2708	95	100
Third.....	45.50	5.3488	109	117	97.67	.1500	93	96	1.42	8.8250	91	106
Fourth.....	49.00	5.8625	118	128	102.33	.1500	98	96	1.53	7.5333	99	91
Months—												
January.....	41.75	4.5000	100	98	105.00	.1600	101	102	1.60	8.1750	103	98
February.....	41.25	4.5875	99	100	99.50	.1600	95	102	1.60	8.5500	103	103
March.....	40.50	4.6250	97	101	98.00	.1500	94	96	1.55	8.6000	100	103
April.....	40.25	4.5500	97	100	100.00	.1500	96	96	1.50	8.4750	97	102
May.....	40.00	4.6125	96	101	93.50	.1500	90	96	1.45	8.2375	94	99
June.....	41.50	4.4900	100	98	93.00	.1500	89	96	1.45	8.1000	94	97
July.....	41.50	4.5938	100	101	99.00	.1500	95	96	1.45	9.0000	94	108
August.....	47.50	5.5125	114	121	98.00	.1500	94	96	1.40	8.9000	90	107
September.....	47.50	5.9400	114	130	96.00	.1500	92	96	1.40	8.5750	90	103
October.....	50.00	5.7563	120	126	94.00	.1500	90	96	1.55	7.7750	100	94
November.....	48.25	5.8813	116	129	99.00	.1500	95	96	1.55	7.6250	100	92
December.....	48.75	5.9500	117	130	114.00	.1500	109	96	1.50	7.2000	97	87
1915—Year.....	61.35	6.6630	148	146	131.90	.1605	126	102	1.83	7.0229	118	85
Quarters—												
First.....	56.92	7.3492	137	161	121.33	.1508	116	96	1.55	6.7333	100	81
Second.....	59.42	7.3492	143	162	128.25	(a)	123	<sup>b</sup> 100	1.70	7.3333	110	88
Third.....	64.67	6.2242	156	136	128.17	(a)	123	<sup>b</sup> 105	2.02	7.1250	130	86
Fourth.....	64.42	5.7479	155	126	149.83	(a)	143	<sup>b</sup> 109	2.05	6.9000	132	83
Months—												
January.....	56.75	6.8563	137	150	115.00	.1500	110	96	1.55	6.8000	100	82
February.....	57.00	7.7063	137	169	122.50	.1500	117	96	1.50	6.6750	97	80
March.....	57.00	7.4850	137	164	126.50	(a)	121	<sup>b</sup> 97	1.60	6.7250	103	81
April.....	61.00	7.7063	147	169	133.00	(a)	127	<sup>b</sup> 99	1.60	7.2000	103	87
May.....	61.75	7.8813	149	172	126.50	(a)	121	<sup>b</sup> 100	1.70	7.4000	110	89
June.....	55.50	6.5950	134	144	125.25	(a)	120	<sup>b</sup> 102	1.80	7.4000	116	89
July.....	64.50	7.0313	155	154	128.00	(a)	123	<sup>b</sup> 103	1.95	7.1000	126	85
August.....	67.00	6.3100	161	138	128.00	(a)	123	<sup>b</sup> 105	2.00	6.9250	129	83
September.....	62.50	5.3313	150	117	128.50	(a)	123	<sup>b</sup> 106	2.10	7.3500	135	88
October.....	64.00	5.5188	154	121	148.50	(a)	142	<sup>b</sup> 107	2.25	7.7250	145	93
November.....	64.00	5.5000	154	120	148.00	(a)	142	<sup>b</sup> 109	2.00	6.6250	129	80
December.....	65.25	6.2250	157	136	153.50	(a)	147	<sup>b</sup> 110	1.90	6.3500	123	76

a No quotation.

b Interpolated.



## WHOLESALE PRICES IN ITALY AND THE UNITED STATES, BY MONTHS, QUARTERS, AND YEARS, 1913-1918—Continued.

	Flour, wheat.				Hemp, double extra.				Hogs.			
	Actual price.		Relative price.		Actual price.		Relative price.		Actual price.		Relative price.	
	Italy.	U. S.	Italy	U. S.	Italy.	U. S.	Italy	U. S.	Italy.	U. S.	Italy	U. S.
<b>Market</b> .....	<b>Milan.</b>	<b>Minneapolis.</b>			<b>Naples</b>	<b>Kentucky.</b>			<b>Milan</b> .....	<b>Chicago</b> .....		
<b>Unit</b> .....	100 kgs.	Bbl.(196 lbs.)			100 kgs.	Pound			Kg.....	100 lbs.....		
<b>Base price</b> ...	<i>Lire.</i>	<i>Dolls.</i>			<i>Lire.</i>	<i>Dolls.</i>			<i>Lire.</i>	<i>Dolls.</i>		
	41. 56	4. 0000			104. 46	0. 1567			1. 55	8. 3094		
1916—Year.....	66. 23	7. 2639	159	159	227. 13	. 2167	217	138	2. 34	9. 4750	151	114
Quarters—												
First.....	64. 42	6. 3217	155	138	184. 00	. 1867	176	119	2. 13	8. 3167	137	100
Second.....	67. 25	6. 0571	162	133	204. 50	. 2100	196	134	2. 30	9. 7167	148	117
Third.....	66. 83	7. 3767	161	161	245. 83	. 2300	235	147	2. 38	10. 1833	154	123
Fourth.....	66. 50	9. 2621	160	203	274. 17	. 2400	262	153	2. 57	9. 6833	166	117
Months—												
January.....	63. 25	6. 6438	152	145	166. 00	. 1750	159	112	2. 00	7. 2500	129	87
February.....	64. 25	6. 4400	155	141	180. 00	. 1750	172	112	2. 00	8. 2500	129	99
March.....	65. 75	5. 8813	158	129	206. 00	. 2100	197	134	2. 38	9. 4500	154	114
April.....	66. 25	6. 2188	159	136	206. 00	. 2100	197	134	2. 20	9. 6250	142	116
May.....	68. 00	6. 1900	164	135	200. 00	. 2100	191	134	2. 25	9. 9500	145	120
June.....	67. 50	5. 7625	162	126	207. 50	. 2100	199	134	2. 45	9. 5750	158	115
July.....	67. 50	6. 1000	162	133	217. 50	. 2100	208	134	2. 50	9. 7250	161	117
August.....	66. 50	7. 6050	160	166	242. 50	. 2400	232	153	2. 35	10. 2250	152	123
September.....	66. 50	8. 4250	160	184	277. 50	. 2400	266	153	2. 30	10. 6000	148	128
October.....	66. 50	9. 2800	160	203	277. 50	. 2400	266	153	2. 10	10. 0500	135	121
November.....	66. 50	9. 8250	160	215	277. 50	. 2400	266	153	2. 40	9. 5750	155	115
December.....	(a)	8. 6813	(a)	190	267. 50	. 2400	256	153	3. 20	9. 4250	206	113
1917—Year.....	(b)	11. 3909	(b)	249	(b)	. 2648	(b)	169	4. 23	15. 5167	273	187
Quarters—												
First.....		9. 2981		203		. 2400		153	4. 00	12. 5250	258	151
Second.....		13. 5731		297		. 2692		172	4. 07	15. 6000	262	188
Third.....		12. 3904		271		. 2750		175	4. 63	16. 9000	299	203
Fourth.....		10. 3404		226		. 2750		175	4. 20	17. 0417	271	205
Months—												
January.....		9. 2150		202		. 2400		153	3. 40	10. 8000	219	130
February.....		9. 0688		198		. 2400		153	4. 10	12. 4500	265	150
March.....		9. 6313		211		. 2400		153	4. 50	14. 3250	290	172
April.....		11. 6188		254		(a)		c184	4. 00	15. 6750	258	189
May.....		14. 8800		326		. 2750		175	4. 00	15. 9750	258	192
June.....		13. 8938		304		. 2750		175	4. 20	15. 1500	271	182
July.....		12. 7500		279		. 2750		175	4. 70	15. 2500	303	184
August.....		13. 0688		286		. 2750		175	5. 00	17. 2500	323	208
September.....		11. 2625		246		. 2750		175	d 4. 20	18. 2000	271	219
October.....		10. 6000		232		. 2750		175	d 4. 20	17. 1250	271	206
November.....		10. 2250		224		. 2750		175	d 4. 20	16. 9500	271	204
December.....		10. 1313		222		. 2750		175	d 4. 20	17. 0500	271	205
1918—Year.....	(b)	10. 1407	(b)	222	(b)	. 2750	(b)	175	(b)	17. 1313	(b)	206
Quarters—												
First.....		10. 1538		222		. 2750		175		16. 4667		198
Second.....		9. 7942		214		(a)		c176		16. 6833		201
Third.....		10. 3992		228		(a)		c176		18. 5833		224
Fourth.....		10. 2100		223		. 2750		175		16. 7917		202
Months—												
January.....		10. 0850		221		. 2750		175		15. 9750		192
February.....		10. 3000		225		(a)		c176		16. 5500		199
March.....		10. 0938		221		(a)		c176		16. 8750		203
April.....		9. 9850		219		(a)		c176		16. 8500		203
May.....		9. 5250		208		(a)		c176		16. 7750		202
June.....		9. 8250		215		(a)		c176		16. 4250		198
July.....		10. 7120		234		(a)		c176		17. 6250		212
August.....		10. 2100		223		(a)		c176		18. 7500		226
September.....		10. 2100		223		(a)		c176		19. 3750		233
October.....		10. 2100		223		(a)		c176		16. 7500		202
November.....		10. 2100		223		. 2750		175		16. 6250		200
December.....		10. 2100		223		. 2750		175		17. 0000		205

a No quotation.

b No publication available in the United States.

c Interpolated.

d Maximum price, live weight.

## WHOLESALE PRICES IN ITALY AND THE UNITED STATES, BY MONTHS, QUARTERS, AND YEARS, 1913-1918—Continued.

	Lead, pig.				Leather, ordinary.				Lime, chloride of.			
	Actual price.		Relative price.		Actual price.		Relative price.		Actual price.		Relative price.	
	Italy.	U. S.	Italy	U. S.	Italy.	U. S.	Italy	U. S.	Italy.	U. S.	Italy	U. S.
Market.....	Genoa.	New York.	.....	.....	Naples	Boston	.....	.....	Genoa...	New York.	.....	.....
Unit.....	100 kgs.	Pound.	.....	.....	100 kgs.	Pound	.....	.....	100 kgs..	100 lbs..	.....	.....
Base price....	<i>Lire.</i>	<i>Dolls.</i>	.....	.....	<i>Lire.</i>	<i>Dolls.</i>	.....	.....	<i>Lire.</i>	<i>Dolls.</i>	.....	.....
	51. 89	0. 0421			389. 75	0. 3829			21. 50	0. 6146		
1913—Year.....	51. 38	. 0440	99	105	375. 58	. 3658	96	96	20. 00	. 6458	93	105
Quarters—												
First.....	46. 83	. 0435	90	103	347. 33	. 3500	89	91	20. 00	. 6500	93	106
Second.....	53. 33	. 0435	103	103	380. 67	. 3500	98	91	20. 00	. 6500	93	106
Third.....	54. 33	. 0453	105	108	386. 33	. 3767	99	98	20. 00	. 6500	93	106
Fourth.....	51. 00	. 0435	98	103	388. 00	. 3867	100	101	20. 00	. 6333	93	103
Months—												
January.....	48. 00	. 0435	93	103	332. 00	. 3500	85	91	20. 00	. 6500	93	106
February.....	46. 50	. 0435	90	103	330. 00	. 3500	85	91	20. 00	. 6500	93	106
March.....	46. 00	. 0435	89	103	380. 00	. 3500	97	91	20. 00	. 6500	93	106
April.....	50. 00	. 0435	96	103	380. 00	. 3500	97	91	20. 00	. 6500	93	106
May.....	54. 00	. 0435	104	103	381. 00	. 3500	98	91	20. 00	. 6500	93	106
June.....	56. 00	. 0435	108	103	381. 00	. 3500	98	91	20. 00	. 6500	93	106
July.....	54. 50	. 0435	105	103	385. 00	. 3700	99	97	20. 00	. 6500	93	106
August.....	54. 50	. 0450	105	107	386. 00	. 3800	99	99	20. 00	. 6500	93	106
September...	54. 00	. 0475	104	113	388. 00	. 3800	100	99	20. 00	. 6500	93	106
October.....	53. 50	. 0459	103	109	388. 00	. 3800	100	99	20. 00	. 6500	93	106
November...	51. 00	. 0435	98	103	388. 00	. 3900	100	102	20. 00	. 6500	93	106
December...	48. 50	. 0410	93	97	388. 00	. 3900	100	102	(a)	. 6000	(a)	98
1914—Year.....	53. 43	. 0389	103	92	396. 75	. 3896	<i>b</i> 103	102	22. 39	. 5900	104	96
Quarters—												
First.....	52. 33	. 0410	101	97	391. 00	. 3917	100	102	20. 00	. 5833	93	95
Second.....	49. 88	. 0387	96	92	393. 67	. 3767	101	98	25. 00	. 5917	116	96
Third.....	57. 17	. 0389	110	92	400. 00	. 3900	<i>b</i> 104	102	25. 00	. 6000	116	98
Fourth.....	54. 33	. 0368	105	87	420. 00	. 4000	<i>b</i> 107	104	20. 50	. 5850	95	85
Months—												
January.....	52. 75	. 0415	102	99	390. 00	. 3900	100	102	(a)	. 6000	(a)	98
February.....	52. 25	. 0415	101	99	391. 00	. 3850	100	101	20. 00	. 5750	93	94
March.....	52. 00	. 0400	100	95	392. 00	. 4000	101	104	20. 00	. 5750	93	94
April.....	49. 00	. 0380	94	90	394. 00	. 3800	101	99	25. 00	. 5750	116	94
May.....	49. 63	. 0390	96	93	394. 00	. 3800	101	99	25. 00	. 6000	116	98
June.....	51. 00	. 0390	98	93	393. 00	. 3700	101	97	25. 00	. 6000	116	98
July.....	50. 50	. 0390	97	93	400. 00	. 3700	103	97	25. 00	. 6000	116	98
August.....	60. 00	. 0390	116	93	(a)	. 4000	<i>c</i> 104	104	(a)	. 6000	(a)	98
September...	61. 00	. 0388	118	92	(a)	. 4000	<i>c</i> 105	104	(a)	. 6000	(a)	98
October.....	51. 50	. 0375	99	89	(a)	. 4000	<i>c</i> 106	104	20. 50	. 5850	95	95
November...	55. 00	. 0350	106	83	(a)	. 3800	<i>c</i> 107	99	20. 50	. 5850	95	95
December...	56. 50	. 0380	109	90	420. 00	. 4200	108	110	20. 50	. 5850	95	95
1915—Year.....	75. 63	. 0459	146	109	475. 77	. 3975	122	104	32. 67	. 5873	152	96
Quarters—												
First.....	62. 17	. 0383	120	91	440. 00	. 3933	113	103	20. 50	. 5850	95	95
Second.....	72. 00	. 0443	139	105	468. 67	. 3833	120	100	27. 00	. 5863	126	95
Third.....	80. 00	. 0522	154	124	478. 33	. 3933	123	103	31. 67	. 5890	147	96
Fourth.....	88. 33	. 0488	170	116	504. 17	. 4200	129	110	51. 50	. 5890	240	96
Months—												
January.....	57. 50	. 0380	111	90	420. 00	. 3850	108	101	20. 50	. 5850	95	95
February.....	59. 00	. 0380	114	90	(a)	. 3850	<i>c</i> 113	101	20. 50	. 5850	95	95
March.....	70. 00	. 0390	135	93	460. 00	. 4100	113	107	20. 50	. 5850	95	95
April.....	68. 00	. 0420	131	100	450. 00	. 4000	115	104	27. 00	. 5850	126	95
May.....	71. 00	. 0420	137	100	475. 00	. 3800	122	99	27. 00	. 5850	126	95
June.....	77. 00	. 0490	148	116	481. 00	. 3700	123	97	27. 00	. 5890	126	96
July.....	81. 00	. 0575	156	137	468. 50	. 3900	120	102	27. 00	. 5890	126	96
August.....	78. 00	. 0500	150	119	471. 50	. 3900	121	102	34. 00	. 5890	153	96
September...	81. 00	. 0490	156	116	495. 00	. 4000	127	104	34. 00	. 5890	158	96
October.....	82. 00	. 0450	158	107	486. 50	. 4000	125	104	37. 00	. 5890	172	96
November...	90. 00	. 0490	173	116	496. 00	. 4300	127	112	57. 50	. 5890	267	96
December...	93. 00	. 0525	179	125	530. 00	. 4300	136	112	60. 00	. 5890	279	96

a No quotation.

b Computed on monthly relatives.

c Interpolated.

## WHOLESALE PRICES IN ITALY AND THE UNITED STATES, BY MONTHS, QUARTERS, AND YEARS, 1913-1918—Continued.

	Lead, pig.				Leather, ordinary.				Lime, chloride of.			
	Actual price.		Relative price.		Actual price.		Relative price.		Actual price.		Relative price.	
	Italy.	U. S.	Italy	U.S.	Italy.	U. S.	Italy	U.S.	Italy.	U. S.	Italy	U.S.
Market.....	Genoa.	New York.			Naples	Boston			Genoa...	New York.		
Unit.....	100 kgs.	Pound..			100 kgs.	Pound			100 kgs..	100 lbs..		
Base price...	<i>Lire.</i> 51.89	<i>Dolls.</i> 0.0421			<i>Lire.</i> 389.75	<i>Dolls.</i> 0.3829			<i>Lire.</i> 21.50	<i>Dolls.</i> 0.6146		
1916—Year.....	112.67	.0680	217	162	538.17	.5550	138	145	70.64	.8828	329	144
Quarters—												
First.....	118.33	.0600	228	143	503.33	.4700	129	123	65.00	.5890	302	96
Second.....	116.33	.0758	224	180	516.33	.5500	132	144	72.00	.5890	335	96
Third.....	103.33	.0648	199	154	556.33	.5500	143	144	72.00	1.0830	335	176
Fourth.....	112.67	.0712	217	169	576.67	.6500	148	170	75.00	1.2700	349	207
Months—												
January.....	115.00	.0550	222	131	498.00	.4300	128	112	60.00	.5890	279	96
February.....	115.00	.0610	222	145	500.00	.4300	128	112	60.00	.5890	279	96
March.....	125.00	.0640	241	152	512.00	.5500	131	144	75.00	.5890	349	96
April.....	122.00	.0800	235	190	514.00	.5500	132	144	72.00	.5890	335	96
May.....	117.00	.0750	225	178	516.00	.5500	132	144	72.00	.5890	335	96
June.....	110.00	.0725	212	172	519.00	.6500	133	144	72.00	.5890	335	96
July.....	100.00	.0685	193	163	521.00	.5500	134	144	72.00	.5890	335	96
August.....	105.00	.0610	202	145	572.00	.5500	147	144	72.00	1.3300	335	216
September.....	105.00	.0650	202	154	576.00	.5500	148	144	72.00	1.3300	335	216
October.....	106.00	.0705	204	167	574.00	.6000	147	157	75.00	1.3300	349	216
November.....	112.00	.0700	216	166	577.00	.6500	148	170	75.00	1.3300	349	216
December.....	120.00	.0730	231	173	579.00	.7000	149	183	(a)	1.1500	(a)	187
1917—Year.....	269.58	.0912	520	217	(b)	.6325	(b)	165	(c)	1.4042	(c)	228
Quarters—												
First.....	176.67	.0850	340	202	.....	.7000	.....	183	.....	1.2687	.....	206
Second.....	246.67	.1024	475	243	.....	.6333	.....	165	.....	1.5000	.....	244
Third.....	300.00	.1088	578	258	.....	.6167	.....	161	.....	1.5000	.....	244
Fourth.....	355.00	.0686	684	163	.....	.5800	.....	151	.....	1.3500	.....	220
Months—												
January.....	140.00	.0750	270	178	.....	.7500	.....	196	.....	1.1500	.....	187
February.....	190.00	.0850	366	202	.....	.7000	.....	183	.....	1.1500	.....	187
March.....	200.00	.0950	385	226	.....	.6500	.....	170	.....	1.5000	.....	244
April.....	230.00	.0935	443	222	.....	.6500	.....	170	.....	1.5000	.....	244
May.....	250.00	.0988	482	235	.....	.6250	.....	163	.....	1.5000	.....	244
June.....	260.00	.1150	501	273	.....	.6250	.....	163	.....	1.5000	.....	244
July.....	275.00	.1138	530	270	.....	.6250	.....	163	.....	1.5000	.....	244
August.....	300.00	.1088	578	258	.....	.6250	.....	163	.....	1.5000	.....	244
September.....	325.00	.1038	626	247	.....	.6000	.....	157	.....	1.5000	.....	244
October.....	325.00	.0795	626	189	.....	.5800	.....	151	.....	1.5000	.....	244
November.....	365.00	.0613	703	146	.....	.5800	.....	151	.....	1.5000	.....	244
December.....	375.00	.0650	723	154	.....	.5800	.....	151	.....	1.0500	.....	171
1918—Year.....	390.00	.0743	752	176	(b)	.....	(b)	.....	.....	1.0933	.....	178
Quarters—												
First.....	376.67	.0703	726	167	.....	.5700	.....	149	(a)	1.0731	(a)	175
Second.....	385.00	.0711	742	169	.....	.5933	.....	155	(a)	1.1000	(a)	179
Third.....	405.00	.0804	781	191	.....	.....	.....	.....	(a)	1.1000	(a)	179
Fourth.....	400.00	.0759	771	180	.....	.....	.....	.....	(a)	1.1000	(a)	179
Months—												
January.....	375.00	.0684	723	162	.....	.5800	.....	151	(a)	1.0500	(*)	171
February.....	375.00	.0706	723	168	.....	.5800	.....	151	(a)	1.0625	(a)	173
March.....	380.00	.0724	732	172	.....	.5500	.....	144	(a)	1.1000	(a)	179
April.....	380.00	.0698	732	166	.....	.5300	.....	138	(a)	1.1000	(a)	179
May.....	380.00	.0691	732	164	.....	.6000	.....	157	(a)	1.1000	(a)	179
June.....	395.00	.0725	761	172	.....	.6500	.....	170	(a)	1.1000	(a)	179
July.....	400.00	.0802	771	190	.....	.6500	.....	170	(a)	1.1000	(a)	179
August.....	405.00	.0805	781	191	.....	.....	.....	.....	(a)	1.1000	(a)	179
September.....	410.00	.0805	790	191	.....	.....	.....	.....	(a)	1.1000	(a)	179
October.....	(a)	.0805	(a)	191	.....	.....	.....	.....	(a)	1.1000	(a)	179
November.....	400.00	.0805	771	191	.....	.....	.....	.....	(a)	1.1000	(a)	179
December.....	.....	.0667	.....	158	.....	.....	.....	.....	.....	1.1000	.....	179

\* No quotation.

c No publication available in the United States giving 1917 figures.

b No market after 1916, owing to requisition of hides.

## WHOLESALE PRICES IN ITALY AND THE UNITED STATES, BY MONTHS, QUARTERS, AND YEARS, 1913-1918—Continued.

	Maize.				Oats.				Oil, olive.			
	Actual price.		Relative price.		Actual price.		Relative price.		Actual price.		Relative price.	
	Italy.	U. S.	Italy	U. S.	Italy.	U. S.	Italy	U. S.	Italy.	U. S.	Italy	U. S.
Market.....	Milan	Kansas City.			Milan.	Chica-go.			Genoa...	New York.		
Unit.....	100 kgs.	Bushel.			100 kgs.	Bushel			100 kgs..	Gallon.		
Base price..	<i>Lire.</i> 15. 72	<i>Dolls.</i> 0. 6904			<i>Lire.</i> 19. 36	<i>Dolls.</i> 0. 4005			<i>Lire.</i> 169. 79	<i>Dolls.</i> 0. 8483		
1913—Year.....	16. 59	. 6181	106	90	20. 28	. 3802	105	95	178. 33	. 8700	105	103
Quarters—												
First.....	17. 42	. 4725	111	68	22. 50	. 3311	116	83	180. 00	. 8800	106	104
Second.....	17. 25	. 5683	110	82	20. 71	. 3776	107	94	175. 83	. 8800	104	104
Third.....	16. 33	. 7067	104	102	18. 79	. 4159	97	104	180. 83	. 8800	107	104
Fourth.....	15. 38	. 7250	98	105	19. 13	. 3988	99	100	176. 67	. 8400	104	99
Months—												
January.....	17. 50	. 4550	111	66	23. 25	. 3324	120	83	180. 00	. 8800	106	104
February.....	17. 50	. 4800	111	70	23. 00	. 3347	119	84	180. 00	. 8800	106	104
March.....	17. 25	. 4825	110	70	21. 25	. 3271	110	82	180. 00	. 8800	106	104
April.....	17. 50	. 5500	111	80	21. 25	. 3466	110	87	175. 00	. 8800	103	104
May.....	17. 38	. 5700	111	83	20. 88	. 3786	108	95	175. 00	. 8800	103	104
June.....	16. 88	. 5850	107	85	20. 00	. 4075	103	102	177. 50	. 8800	105	104
July.....	16. 38	. 6400	104	93	18. 38	. 3940	95	98	177. 50	. 8800	105	104
August.....	16. 63	. 7100	106	103	19. 13	. 4208	99	105	182. 50	. 8800	107	104
September.....	16. 00	. 7700	102	112	18. 88	. 4263	97	106	182. 50	. 8800	107	104
October.....	15. 75	. 7275	100	105	18. 88	. 3972	97	99	182. 50	. 8500	107	100
November.....	15. 13	. 7525	96	109	19. 13	. 3970	99	99	172. 50	. 8400	102	99
December.....	15. 25	. 6950	97	101	19. 38	. 4027	100	101	175. 00	. 8300	103	98
1914—Year.....	17. 66	. 6900	112	100	21. 21	. 4239	110	106	160. 50	. 8917	95	105
Quarters—												
First.....	15. 42	. 6358	98	92	19. 83	. 3917	102	98	161. 67	. 8300	95	98
Second.....	15. 75	. 6942	100	101	19. 71	. 3969	102	99	160. 00	. 8433	94	99
Third.....	17. 71	. 7450	113	108	19. 38	. 4269	100	107	160. 00	. 9000	94	106
Fourth.....	21. 75	. 6850	138	99	25. 92	. 4802	134	120	160. 00	. 9933	94	117
Months—												
January.....	15. 75	. 6500	100	94	19. 75	. 3889	102	97	165. 00	. 8300	97	98
February.....	15. 75	. 6250	100	91	20. 13	. 3941	104	98	160. 00	. 8300	94	98
March.....	14. 75	. 6325	94	92	19. 63	. 3930	101	98	160. 00	. 8300	94	98
April.....	15. 00	. 6750	95	98	19. 25	. 3910	99	98	160. 00	. 8300	94	98
May.....	15. 38	. 7050	98	102	19. 50	. 3985	101	100	160. 00	. 8500	94	100
June.....	16. 88	. 7025	107	102	20. 38	. 4008	105	100	160. 00	. 8500	94	100
July.....	16. 88	. 6675	107	97	18. 63	. 3722	96	93	160. 00	. 8500	94	100
August.....	19. 00	. 7775	121	113	19. 75	. 4193	102	105	160. 00	. 8500	94	100
September.....	17. 25	. 7900	110	114	19. 75	. 4911	102	123	160. 00	1. 0000	94	118
October.....	19. 75	. 7375	126	107	22. 88	. 4679	118	117	160. 00	1. 0000	94	118
November.....	22. 25	. 7025	142	102	26. 25	. 4864	136	121	(a)	1. 0000	(a)	118
December.....	23. 25	. 6150	148	89	28. 63	. 4895	148	122	(a)	. 9800	(a)	116
1915—Year.....	28. 56	. 7061	182	102	30. 63	. 4805	158	120	186. 39	. 9108	110	107
Quarters—												
First.....	27. 75	. 7075	177	102	30. 79	. 5612	159	140	(a)	. 8967	(a)	106
Second.....	29. 58	. 7383	188	107	33. 00	. 5314	170	133	178. 33	. 9200	105	108
Third.....	27. 42	. 7542	174	109	28. 75	. 4513	148	113	192. 50	. 9200	113	108
Fourth.....	29. 50	. 6242	188	90	29. 58	. 3854	153	96	183. 33	. 9067	111	107
Months—												
January.....	25. 00	. 6788	159	98	30. 00	. 5366	155	134	(a)	. 9800	(a)	116
February.....	29. 00	. 7488	184	108	31. 25	. 5761	161	144	(a)	. 8600	(a)	101
March.....	29. 25	. 6950	186	101	31. 13	. 5770	161	144	(a)	. 8500	(a)	100
April.....	31. 00	. 7250	197	105	34. 50	. 5717	178	143	187. 50	. 9200	110	108
May.....	30. 25	. 7525	192	109	33. 75	. 5343	174	133	182. 50	. 9200	107	108
June.....	27. 50	. 7375	175	107	30. 75	. 4874	159	122	165. 00	. 9200	97	108
July.....	29. 50	. 7475	188	108	29. 50	. 5358	152	134	182. 50	. 9200	107	108
August.....	28. 75	. 7800	183	113	29. 25	. 4495	151	112	195. 00	. 9200	115	108
September.....	24. 00	. 7350	153	106	27. 50	. 3477	142	87	200. 00	. 9200	118	108
October.....	27. 00	. 6325	172	92	29. 50	. 3635	152	91	185. 00	. 9200	109	108
November.....	29. 75	. 5975	189	87	29. 50	. 3678	152	92	190. 00	. 9000	112	106
December.....	31. 75	. 6425	202	93	29. 75	. 4214	154	105	190. 00	. 9000	112	106

a No quotation.

## WHOLESALE PRICES IN ITALY AND THE UNITED STATES, BY MONTHS, QUARTERS, AND YEARS, 1913-1918—Continued.

	Maize.				Oats.				Oil, olive.			
	Actual price.		Relative price.		Actual price.		Relative price.		Actual price.		Relative price.	
	Italy.	U. S.	Italy	U. S.	Italy.	U. S.	Italy	U. S.	Italy.	U. S.	Italy	U. S.
	Market. . . . .	Milan.	Kansas City.	-----	Milan.	Chicgo.	-----	-----	Genoa...	New York.	-----	-----
Unit. . . . .	100 kgs.	Bushel.	-----	100 kgs.	Bushel.	-----	-----	100 kgs.	Gallon.	-----	-----	
Base price. . . . .	Lire.	Dolls.	-----	Lire.	Dolls.	-----	-----	Lire.	Dolls.	-----	-----	
1916—Year . . . . .	28.09	.7770	179	113	29.31	.4597	155	115	213.58	.9396	126	111
Quarters—												
First. . . . .	28.25	.6867	180	99	20.75	.4557	159	114	204.17	.9167	120	108
Second. . . . .	26.71	.7029	170	102	(a)	.4225	<sup>b</sup> 163	105	210.17	.9233	124	109
Third. . . . .	28.75	.8058	183	117	28.58	.4384	148	109	220.00	.8917	130	105
Fourth. . . . .	28.71	.9125	183	132	29.08	.5234	150	131	220.00	1.0267	130	121
Months—												
January. . . . .	27.75	.6725	177	97	30.00	.4856	155	121	197.50	.9000	116	106
February. . . . .	28.75	.7150	183	104	31.50	.4633	163	116	202.50	.9000	119	106
March. . . . .	(a)	.6725	(a)	97	(a)*	.4183	<sup>b</sup> 163	104	212.50	.9500	125	112
April. . . . .	27.13	.7238	173	105	(a)	.4396	<sup>b</sup> 163	110	211.50	.9600	125	113
May. . . . .	26.50	.7150	169	104	(a)	.4314	<sup>b</sup> 163	108	211.50	.9600	125	113
June. . . . .	26.50	.6700	169	97	(a)	.3924	<sup>b</sup> 163	98	207.50	.8500	122	100
July. . . . .	28.75	.7750	183	112	28.25	.4062	146	101	217.50	.8750	128	108
August. . . . .	28.75	.8325	183	121	28.75	.4491	148	112	217.50	.8800	128	104
September. . . . .	28.75	.8100	183	117	28.75	.4621	148	115	225.00	.9200	133	108
October. . . . .	28.25	.8400	180	122	28.75	.4944	148	123	220.00	.9800	130	116
November. . . . .	28.88	1.0000	184	145	28.75	.5566	148	139	220.00	1.0500	130	124
December. . . . .	c29.00	.8975	184	130	29.75	.5201	154	130	220.00	1.0500	130	124
1917—Year . . . . .	33.67	1.5672	214	227	33.67	.6571	174	164	315.00	1.7250	186	203
Quarters—												
First. . . . .	31.67	.9663	201	140	31.67	.5867	164	146	300.00	1.2333	177	145
Second. . . . .	33.00	1.4417	210	209	33.00	.6918	170	173	300.00	1.4090	177	165
Third. . . . .	34.00	2.0075	216	291	34.00	.6707	176	167	300.00	1.8167	177	214
Fourth. . . . .	36.00	1.8533	229	268	36.00	.6790	186	170	350.00	2.4500	206	289
Months—												
January. . . . .	c29.00	.9263	184	134	c29.00	.5694	150	142	(a)	1.1000	(a)	130
February. . . . .	c33.00	.9575	210	139	c33.00	.5658	170	141	(a)	1.2500	(a)	147
March. . . . .	c33.00	1.0150	210	147	c33.00	.6174	170	154	d 300.00	1.3500	177	159
April. . . . .	c33.00	1.2850	210	186	c33.00	.7000	170	175	d 300.00	1.3500	177	159
May. . . . .	c33.00	1.5150	210	219	c33.00	.7028	170	175	d 300.00	1.3500	177	159
June. . . . .	c33.00	1.5250	210	221	c33.00	.6765	170	169	d 300.00	1.5000	177	177
July. . . . .	c33.00	1.7575	210	255	c33.00	.7885	170	197	d 300.00	1.6000	177	189
August. . . . .	c33.00	2.2400	210	324	c33.00	.6466	170	161	d 300.00	1.9000	177	224
September. . . . .	c36.00	2.0250	229	293	c36.00	.5958	186	149	d 300.00	1.9500	177	230
October. . . . .	c36.00	1.8350	229	273	c36.00	.6005	186	150	d 350.00	2.2500	206	265
November. . . . .	c36.00	1.9600	229	284	c36.00	.6527	186	163	d 350.00	2.3500	206	277
December. . . . .	c36.00	1.7150	229	248	c36.00	.7628	186	190	d 350.00	2.7500	206	324
1918—Year . . . . .	40.50	1.6183	258	234	40.50	.7814	209	195	350.00	3.8250	206	451
Quarters—												
First. . . . .	36.00	1.7050	229	247	36.00	.8812	186	220	350.00	3.0333	206	358
Second. . . . .	36.00	1.5925	229	231	36.00	.8048	186	201	350.00	3.7667	206	444
Third. . . . .	45.00	1.6792	286	243	45.00	.7280	232	182	350.00	4.2500	206	501
Fourth. . . . .	45.00	1.4967	286	217	45.00	.7116	232	178	350.00	4.2500	206	501
Months—												
January. . . . .	c36.00	1.6900	229	245	c36.00	.8275	186	207	d 350.00	2.9000	206	342
February. . . . .	c36.00	1.7050	229	247	c36.00	.8860	186	221	d 350.00	3.1000	206	365
March. . . . .	c36.00	1.7200	229	249	c36.00	.9203	186	230	d 350.00	3.1000	206	365
April. . . . .	c36.00	1.5600	229	226	c36.00	.8885	186	222	d 350.00	3.5000	206	413
May. . . . .	c36.00	1.6375	229	237	c36.00	.7692	186	192	d 350.00	3.9000	206	460
June. . . . .	c36.00	1.5800	229	229	c36.00	.7663	186	191	d 350.00	3.9000	206	460
July. . . . .	c45.00	1.7625	286	255	c45.00	.7780	232	194	d 350.00	4.2500	206	501
August. . . . .	c45.00	1.5850	286	230	c45.00	.6950	232	174	d 350.00	4.2500	206	501
September. . . . .	c45.00	1.6900	286	245	c45.00	.7194	232	180	d 350.00	4.2500	206	501
October. . . . .	c45.00	1.5600	286	226	c45.00	.6919	232	173	d 350.00	4.2500	206	501
November. . . . .	c45.00	1.4400	286	209	c45.00	.7225	232	180	d 350.00	4.2500	206	501
December. . . . .	c45.00	1.4900	286	216	c45.00	.7178	232	179	d 350.00	4.2500	206	501

a No quotation.

c Maximum price.

b Interpolated.

d Maximum price for first quality.

## WHOLESALE PRICES IN ITALY AND THE UNITED STATES, BY MONTHS, QUARTERS, AND YEARS, 1913-1918.

	Pine boards, first series.				Pine boards, second series.				Pine boards, third series.			
	Actual price.		Relative price.		Actual price.		Relative price.		Actual price.		Relative price.	
	Italy.	U. S.	Italy	U. S.	Italy.	U. S.	Italy	U. S.	Italy.	U. S.	Italy	U. S.
<b>Market</b> .....	Naples	Arkan-	.....	.....	Naples...	Missis-	.....	.....	Genoa.	Arkan-	.....	.....
<b>Unit</b> .....	Cu. m- eter.	M bd. ft.	.....	.....	Cu. m- eter.	M bd. ft.	.....	.....	Cu. m- eter.	M bd. ft.	.....	.....
<b>Base price</b> ...	<i>Lire.</i> 67.71	<i>Dolls.</i> 13.8750	.....	.....	<i>Lire.</i> 60.67	<i>Dolls.</i> 12.9375	.....	.....	<i>Lire.</i> 100.00	<i>Dolls.</i> 13.8750	.....	.....
1913—Year.....	67.50	14.0000	100	101	60.00	13.8333	99	107	98.75	14.0000	99	101
<b>Quarters</b> —												
First.....	67.50	(a)	100	(a)	60.00	(a)	99	(a)	95.50	(a)	96	(a)
Second.....	67.50	(a)	100	(a)	60.00	14.0000	99	108	98.00	(a)	98	(a)
Third.....	67.50	14.5000	100	105	60.00	15.0000	99	116	100.67	14.5000	101	105
Fourth.....	67.50	13.5000	100	97	60.00	12.5000	99	97	100.83	13.5000	101	97
<b>Months</b> —												
January.....	67.50	(a)	100	(a)	60.00	(a)	99	(a)	95.50	(a)	96	(a)
February.....	67.50	(a)	100	(a)	60.00	(a)	99	(a)	95.50	(a)	96	(a)
March.....	67.50	(a)	100	(a)	60.00	(a)	99	(a)	95.50	(a)	96	(a)
April.....	67.50	(a)	100	(a)	60.00	14.0000	99	108	96.00	(a)	96	(a)
May.....	67.50	(a)	100	(a)	60.00	14.0000	99	108	99.50	(a)	100	(a)
June.....	67.50	(a)	100	(a)	60.00	14.0000	99	108	98.50	(a)	99	(a)
July.....	67.50	14.5000	100	105	60.00	15.0000	99	116	100.00	14.5000	100	105
August.....	67.50	14.5000	100	105	60.00	15.0000	99	116	101.00	14.5000	101	105
September.....	67.50	14.5000	100	105	60.00	15.0000	99	116	101.00	14.5000	101	105
October.....	67.50	13.5000	100	97	60.00	12.5000	99	97	101.00	13.5000	101	97
November.....	67.50	13.5000	100	97	60.00	12.5000	99	97	101.00	13.5000	101	97
December.....	67.50	13.5000	100	97	60.00	12.5000	99	97	100.50	13.5000	101	97
1914—Year.....	70.83	13.6250	105	98	64.54	11.5625	106	89	98.67	13.6250	99	98
<b>Quarters</b> —												
First.....	68.33	14.0000	101	101	61.17	(a)	101	b95	100.17	14.0000	100	101
Second.....	67.50	(a)	100	b97	61.50	12.0000	101	93	98.33	(a)	98	b97
Third.....	67.50	13.0000	100	94	61.50	12.0000	101	93	96.50	13.0000	97	94
Fourth.....	80.00	14.0000	118	101	74.00	10.0000	122	77	99.67	14.0000	100	101
<b>Months</b> —												
January.....	67.50	14.0000	103	101	60.00	(a)	99	b95	100.50	14.0000	101	101
February.....	70.00	14.0000	103	101	62.00	(a)	102	b95	100.00	14.0000	100	101
March.....	67.50	14.0000	100	101	61.50	(a)	101	b95	100.00	14.0000	100	101
April.....	67.50	(a)	100	b97	61.50	12.0000	101	93	100.00	(a)	100	b97
May.....	67.50	(a)	100	b97	61.50	12.0000	101	93	97.50	(a)	98	b97
June.....	67.50	(a)	100	b97	61.50	12.0000	101	93	97.50	(a)	98	b97
July.....	67.50	13.0000	100	94	61.50	12.0000	101	93	97.50	13.0000	98	94
August.....	67.50	13.0000	100	94	61.50	12.0000	101	93	96.00	13.0000	96	94
September.....	67.50	13.0000	100	94	61.50	12.0000	101	93	96.00	13.0000	96	94
October.....	80.00	14.0000	118	101	74.00	10.0000	122	77	97.50	14.0000	98	101
November.....	80.00	14.0000	118	101	74.00	10.0000	122	77	100.00	14.0000	100	101
December.....	80.00	14.0000	118	101	74.00	10.0000	122	77	101.50	14.0000	102	101
1915—Year.....	124.67	14.8850	184	107	95.00	12.1250	157	94	126.46	14.8850	126	107
<b>Quarters</b> —												
First.....	91.17	13.5000	135	97	84.17	10.5000	139	81	107.67	13.5000	108	97
Second.....	105.83	14.0400	156	101	84.17	12.0000	139	93	107.50	14.0400	108	101
Third.....	135.00	14.0000	199	101	101.67	12.0000	168	93	126.50	14.0000	127	101
Fourth.....	166.67	18.0000	246	130	110.00	14.0000	181	108	164.17	18.0000	164	130
<b>Months</b> —												
January.....	88.50	13.5000	131	97	75.00	10.5000	124	81	110.00	13.5000	110	97
February.....	92.50	13.5000	137	97	102.50	10.5000	169	81	106.50	13.5000	107	97
March.....	92.50	13.5000	137	97	75.00	10.5000	124	81	106.50	13.5000	107	97
April.....	97.50	14.0400	144	101	80.00	12.0000	132	93	107.50	14.0400	108	101
May.....	105.00	14.0400	155	101	85.00	12.0000	140	93	107.50	14.0400	108	101
June.....	115.00	14.0400	170	101	87.50	12.0000	144	93	107.50	14.0400	108	101
July.....	120.00	14.0000	177	101	95.00	12.0000	157	93	106.50	14.0000	107	101
August.....	130.00	14.0000	192	101	105.00	12.0000	173	93	115.50	14.0000	116	101
September.....	155.00	14.0000	229	101	105.00	12.0000	173	93	157.50	14.0000	158	101
October.....	155.00	18.0000	229	130	100.00	14.0000	165	108	157.50	18.0000	158	130
November.....	170.00	18.0000	251	130	115.00	14.0000	190	108	157.50	18.0000	158	130
December.....	175.00	18.0000	258	130	115.00	14.0000	190	108	177.50	18.0000	178	130

a No quotation.

b Interpolated.

## WHOLESALE PRICES IN ITALY AND THE UNITED STATES, BY MONTHS, QUARTERS, AND YEARS, 1913-1918—Continued.

	Pine boards, first series.				Pine boards, second series.				Pine boards, third series.			
	Actual price.		Relative price.		Actual price.		Relative price.		Actual price.		Relative price.	
	Italy.	U. S.	Italy	U. S.	Italy.	U. S.	Italy	U. S.	Italy.	U. S.	Italy	U. S.
Market . . . . .	Naples	Arkan-			Naples . .	Missis-			Genoa.	Arkan-		
Unif. . . . .	Cu. meter.	M bd. ft.			Cu. meter.	M bd. ft.			Cu. meter.	M bd. ft.		
Base price . . . . .	<i>Lire.</i>	<i>Dolls.</i>			<i>Lire.</i>	<i>Dolls.</i>			<i>Lire.</i>	<i>Dolls.</i>		
1916—Year . . . . .	188.75	17.4375	279	126	115.00	15.3750	190	119	278.33	17.4375	278	126
Quarters—												
First . . . . .	185.00	18.0000	273	130	115.00	15.0000	190	116	218.33	18.0000	218	130
Second . . . . .	190.00	16.2500	281	117	115.00	14.5000	190	112	254.17	16.2500	254	117
Third . . . . .	190.00	17.0000	281	123	115.00	14.5000	190	112	290.83	17.0000	291	123
Fourth . . . . .	190.00	18.5000	281	133	115.00	17.5000	190	135	350.00	18.5000	350	133
Months—												
January . . . . .	170.00	18.0000	251	130	115.00	15.0000	190	116	225.00	18.0000	225	130
February . . . . .	195.00	18.0000	288	130	115.00	15.0000	190	116	215.00	18.0000	215	130
March . . . . .	190.00	18.0000	281	130	115.00	15.0000	190	116	215.00	18.0000	215	130
April . . . . .	190.00	16.2500	281	117	115.00	14.5000	190	112	225.00	16.2500	225	117
May . . . . .	190.00	16.2500	281	117	115.00	14.5000	190	112	267.50	16.2500	268	117
June . . . . .	190.00	16.2500	281	117	115.00	14.5000	190	112	270.00	16.2500	270	117
July . . . . .	190.00	17.0000	281	123	115.00	14.5000	190	112	270.00	17.0000	270	123
August . . . . .	190.00	17.0000	281	123	115.00	14.5000	190	112	272.50	17.0000	273	123
September . . . . .	190.00	17.0000	281	123	115.00	14.5000	190	112	330.00	17.0000	330	123
October . . . . .	190.00	18.5000	281	133	115.00	17.5000	190	135	330.00	18.5000	330	133
November . . . . .	190.00	18.5000	281	133	115.00	17.5000	190	135	350.00	18.5000	350	133
December . . . . .	190.00	18.5000	281	133	115.00	17.5000	190	135	370.00	18.5000	370	133
1917—Year . . . . .	(a)	24.6250	(a)	177	(a)	20.5625	(a)	159	(a)	24.6250	(a)	177
Quarters—												
First . . . . .		19.0000		137		16.0000		124		19.0000		137
Second . . . . .		26.5000		191		22.0000		170		26.5000		191
Third . . . . .		25.5000		184		22.0000		170		25.5000		184
Fourth . . . . .		27.5000		198		22.2500		172		27.5000		198
Months—												
January . . . . .		19.0000		137		16.0000		124		19.0000		137
February . . . . .		19.0000		137		16.0000		124		19.0000		137
March . . . . .		19.0000		137		16.0000		124		19.0000		137
April . . . . .		26.5000		191		22.0000		170		26.5000		191
May . . . . .		26.5000		191		22.0000		170		26.5000		191
June . . . . .		26.5000		191		22.0000		170		26.5000		191
July . . . . .		25.5000		184		22.0000		170		25.5000		184
August . . . . .		25.5000		184		22.0000		170		25.5000		184
September . . . . .		25.5000		184		22.0000		170		25.5000		184
October . . . . .		27.5000		198		22.2500		172		27.5000		198
November . . . . .		27.5000		198		22.2500		172		27.5000		198
December . . . . .		27.5000		198		22.2500		172		27.5000		198
1918—Year . . . . .	(b)	28.8750	(b)	208	(b)	24.5000	(b)	189	(b)	28.8750	(b)	208
Quarters—												
First . . . . .		28.0000		202		25.0000		193		28.0000		202
Second . . . . .		28.5000		205		25.0000		193		28.5000		205
Third . . . . .		29.5000		213		25.0000		193		29.5000		213
Fourth . . . . .		29.5000		213		23.0000		178		29.5000		213
Months—												
January . . . . .		28.0000		202		25.0000		193		28.0000		202
February . . . . .		28.0000		202		25.0000		193		28.0000		202
March . . . . .		28.0000		202		25.0000		193		28.0000		202
April . . . . .		28.5000		205		25.0000		193		28.5000		205
May . . . . .		28.5000		205		25.0000		193		28.5000		205
June . . . . .		28.5000		205		25.0000		193		28.5000		205
July . . . . .		29.5000		213		25.0000		193		29.5000		213
August . . . . .		29.5000		213		25.0000		193		29.5000		213
September . . . . .		29.5000		213		25.0000		193		29.5000		213
October . . . . .		29.5000		213		23.0000		178		29.5000		213
November . . . . .		29.5000		213		23.0000		178		29.5000		213
December . . . . .		29.5000		213		23.0000		178		29.5000		213

a No publication giving 1917 figures available in the United States.

b No publication giving 1918 figures available in the United States.

## WHOLESALE PRICES IN ITALY AND THE UNITED STATES, BY MONTHS, QUARTERS, AND YEARS, 1913-1918—Continued.

Market..... Unit..... Base price....	Pine, timber.				Rice, first class.				Rye.			
	Actual price.		Relative price.		Actual price.		Relative price.		Actual price.		Relative price.	
	Italy.	U. S.	Italy	U. S.	Italy.	U. S.	Italy	U. S.	Italy.	U. S.	Italy	U. S.
	Genoa.	Mississippi.			Milan.	New Orleans.			Milan...	Minneapolis.		
	Cu. meter.	M. bd. ft.			100 kgs.	Pound			100 kgs.	Bushel.		
	Lire.	Dolls.			Lire.	Dolls.			Lire.	Dolls.		
	80.54	12.9375			46.40	0.0526			21.29	0.5653		
1913—Year.....	87.92	13.8333	109	107	48.02	.0507	104	96	22.93	.5656	108	100
Quarters—												
First.....	95.00	(a)	118	(a)	50.00	.0477	108	91	24.67	.5692	116	101
Second.....	88.83	14.0000	110	108	49.33	.0493	106	94	24.75	.5658	116	100
Third.....	85.00	15.0000	106	116	47.83	.0534	103	102	21.58	.5833	101	103
Fourth.....	82.83	12.5000	103	97	44.92	.0523	97	99	21.33	.5442	100	96
Months—												
January.....	95.00	(a)	118	(a)	50.50	.0475	109	90	24.50	.5850	115	103
February.....	95.00	(a)	118	(a)	50.00	.0475	108	90	24.75	.5675	116	100
March.....	95.00	(a)	118	(a)	49.50	.0480	107	91	24.75	.5550	116	98
April.....	92.50	14.0000	115	108	49.50	.0488	107	93	24.75	.5500	116	97
May.....	89.00	14.0000	111	108	49.50	.0486	107	92	24.75	.5725	116	101
June.....	85.00	14.0000	106	108	49.00	.0506	106	96	(a)	.5750	(a)	102
July.....	85.00	15.0000	106	116	50.00	.0534	108	102	21.75	.5675	102	100
August.....	85.00	15.0000	106	116	50.00	.0552	108	105	21.75	.5675	102	100
September.....	85.00	15.0000	106	116	43.50	.0509	94	97	21.75	.6150	100	109
October.....	85.00	12.5000	106	97	44.75	.0542	96	103	21.25	.5675	100	100
November.....	82.00	12.5000	102	97	45.00	.0525	97	100	21.25	.5425	100	96
December.....	81.50	12.5000	101	97	45.00	.0500	97	95	21.50	.5225	101	92
1914—Year.....	74.21	11.5625	92	89	45.60	.0512	98	97	21.80	.6974	102	123
Quarters—												
First.....	78.50	(a)	97	b 95	46.00	.0514	99	98	21.42	.5521	101	98
Second.....	75.83	12.0000	94	93	46.83	.0532	101	101	20.83	.5817	98	103
Third.....	68.33	12.0000	85	93	45.33	.0532	98	101	20.54	.7125	96	126
Fourth.....	74.17	10.0000	92	77	44.25	.0465	95	88	24.42	.9433	115	167
Months—												
January.....	80.50	(a)	100	b 95	46.00	.0500	99	95	21.50	.5513	101	98
February.....	77.50	(a)	96	b 95	46.00	.0522	99	99	21.50	.5450	101	96
March.....	77.50	(a)	96	b 95	46.00	.0525	99	100	21.25	.5600	100	99
April.....	77.50	12.0000	96	93	46.50	.0525	100	100	21.00	.5650	99	100
May.....	75.00	12.0000	93	93	47.00	.0533	101	101	20.75	.5800	97	103
June.....	75.00	12.0000	93	93	47.00	.0538	101	102	20.75	.6000	97	106
July.....	70.00	12.0000	87	93	47.00	.0538	101	102	20.13	.5625	95	100
August.....	66.00	12.0000	82	93	47.00	.0554	101	105	20.50	.6600	96	117
September.....	69.00	12.0000	86	93	42.00	.0498	91	95	21.00	.9150	99	162
October.....	71.00	10.0000	88	77	44.25	.0474	95	90	22.00	.8400	103	149
November.....	75.00	10.0000	93	77	44.25	.0434	95	83	24.25	.9350	114	165
December.....	76.50	10.0000	95	77	44.25	.0492	95	94	27.00	1.0550	127	187
1915—Year.....	119.08	12.1250	148	94	43.56	.0474	94	90	35.15	1.0529	165	186
Quarters—												
First.....	92.17	10.5000	114	81	45.92	.0493	99	94	33.17	1.1533	156	204
Second.....	103.00	12.0000	128	93	44.25	.0494	95	94	32.42	1.1350	152	201
Third.....	126.17	12.0000	157	93	40.42	.0454	87	86	35.42	.9917	166	175
Fourth.....	155.00	14.0000	192	108	43.67	.0455	94	87	39.58	.9317	186	165
Months—												
January.....	87.50	10.5000	109	81	43.75	.0491	94	93	29.75	1.1000	140	195
February.....	91.50	10.5000	114	81	47.00	.0494	101	94	34.50	1.2650	162	224
March.....	97.50	10.5000	121	81	47.00	.0494	101	94	35.25	1.0950	166	194
April.....	101.50	12.0000	126	93	46.50	.0495	100	94	35.00	1.1050	164	195
May.....	102.50	12.0000	127	93	44.75	.0494	96	94	33.75	1.1650	159	206
June.....	105.00	12.0000	130	93	41.50	.0494	89	94	28.50	1.1350	134	201
July.....	111.00	12.0000	138	93	41.50	.0485	89	92	33.50	1.0650	157	188
August.....	117.50	12.0000	146	93	38.25	.0450	82	86	36.50	1.0450	171	185
September.....	150.00	12.0000	186	93	41.50	.0419	89	80	36.25	.8650	170	153
October.....	150.00	14.0000	186	108	43.50	.0438	94	83	38.50	.9150	181	162
November.....	152.50	14.0000	189	108	43.50	.0475	94	90	39.25	.9550	184	169
December.....	162.50	14.0000	202	108	44.00	.0456	95	87	41.00	.9250	193	164

a No quotation.

b Interpolation.



## WHOLESALE PRICES IN ITALY AND THE UNITED STATES, BY MONTHS, QUARTERS, AND YEARS, 1913-1918—Continued.

	Pine, timber.				Rice, first class.				Rye.			
	Actual price.		Relative price.		Actual price.		Relative price.		Actual price.		Relative price.	
	Italy.	U. S.	Italy	U. S.	Italy.	U. S.	Italy	U. S.	Italy.	U. S.	Italy	U. S.
<b>Market</b> .....	Genoa.	Mississippi.			Milan.	New Orleans.			Milan.....	Minneapolis.		
<b>Unit</b> .....	Cu. meter.	M bd. ft.			100 kgs.	Pound			100 kgs.....	Bushel.		
<b>Base price</b> ..	<i>Lire.</i> 80.54	<i>Dolls.</i> 12.9375			<i>Lire.</i> 46.40	<i>Dolls.</i> 0.0526			<i>Lire.</i> 21.29	<i>Dolls.</i> 0.5653		
1916—Year.....	272.50	15.3750	338	119	46.85	.0456	101	87	33.58	1.0585	158	187
Quarters—												
First.....	224.17	15.0000	278	116	44.75	.0457	96	87	40.50	.9367	190	166
Second.....	252.50	14.5000	314	112	47.00	.0456	101	87	34.50	.9358	162	166
Third.....	281.67	14.5000	350	112	(a)	.0444	(a)	84	32.17	1.0233	151	181
Fourth.....	331.67	17.5000	412	135	50.75	.0467	109	89	30.00	1.3383	141	237
Months—												
January.....	217.50	15.0000	270	116	44.75	.0450	96	86	40.50	.9300	190	165
February.....	227.50	15.0000	282	116	44.75	.0463	96	88	(a)	.9950	b190	176
March.....	227.50	15.0000	282	116	(a)	.0459	(a)	87	(a)	.8850	b190	157
April.....	237.50	14.5000	295	112	47.00	.0456	101	87	(a)	.9450	(a)	167
May.....	250.00	14.5000	310	112	47.00	.0456	101	87	(a)	.9275	(a)	164
June.....	270.00	14.5000	335	112	(a)	.0456	(a)	87	34.50	.9350	162	165
July.....	270.00	14.5000	335	112	(a)	.0453	(a)	86	32.50	.9450	153	167
August.....	270.00	14.5000	335	112	(a)	.0447	(a)	85	32.00	.9650	150	171
September.....	305.00	14.5000	379	112	(a)	.0433	(a)	82	32.00	1.1600	150	205
October.....	305.00	17.5000	379	135	50.75	.0447	109	85	30.00	1.2050	141	213
November.....	335.00	17.5000	416	135	c 51.00	.0478	110	91	(a)	1.3950	(a)	247
December.....	355.00	17.5000	441	135	c 51.00	.0475	110	90	(a)	1.4150	(a)	250
1917—Year.....	(d)	20.5625	(d)	159	56.33	.0670	121	127	41.09	1.8040	193	319
Quarters—												
First.....	16.0000		124	124	50.33	.0479	108	91	40.00	1.4242	188	522
Second.....	22.0000		170	49.00	49.00	.0697	106	133	40.00	2.0167	188	357
Third.....	22.0000		170	49.00	49.00	.0708	106	135	41.00	1.9733	193	349
Fourth.....	22.2500		172	77.00	77.00	.0781	166	148	43.00	1.8017	202	319
Months—												
January.....	16.0000		124	c 51.00	.0475	110	90	(a)	1.3850	(a)	245	
February.....	16.0000		124	c 51.00	.0475	110	90	c 40.00	1.3625	188	241	
March.....	16.0000		124	c 49.00	.0488	106	93	c 40.00	1.5250	188	270	
April.....	22.0000		170	c 49.00	.0671	106	128	c 40.00	1.6750	188	296	
May.....	22.0000		170	c 49.00	.0702	106	133	c 40.00	2.0150	188	356	
June.....	22.0000		170	c 49.00	.0710	106	135	c 40.00	2.3600	188	417	
July.....	22.0000		170	c 49.00	.0702	106	133	c 40.00	2.2300	188	394	
August.....	22.0000		170	c 49.00	.0708	106	135	c 40.00	1.9100	188	338	
September.....	22.0000		170	c 49.00	.0713	106	136	c 43.00	1.7800	202	315	
October.....	22.2500		172	c 77.00	.0773	166	147	c 43.00	1.8650	202	339	
November.....	22.2500		172	c 77.00	.0775	166	147	c 43.00	1.7450	202	309	
December.....	750.00	22.2500	931	172	c 77.00	.0793	166	151	c 43.00	1.7950	202	318
1918—Year.....		24.5000		189	77.00		166		46.50	1.9935	218	353
Quarters—												
First.....	875.00	25.0000	1086	193	77.00	.0817	166	155	43.00	2.2417	202	397
Second.....	883.33	25.0000	1097	193	77.00	.0907	166	172	43.00	2.4417	202	432
Third.....	933.33	25.0000	1159	193	77.00	.0925	166	176	50.00	1.7117	235	303
Fourth.....		23.0000		178	77.00		166		50.00	1.5792	235	279
Months—												
January.....	875.00	25.0000	1086	193	c 77.00	.0794	166	151	c 43.00	1.8200	202	322
February.....	875.00	25.0000	1086	193	c 77.00	.0794	166	151	c 43.00	2.1350	202	378
March.....	875.00	25.0000	1086	193	c 77.00	.0854	166	162	c 43.00	2.7700	202	490
April.....	875.00	25.0000	1086	193	c 77.00	.0897	166	171	c 43.00	2.9900	202	529
May.....	875.00	25.0000	1086	193	c 77.00	.0906	166	172	c 43.00	2.6250	202	464
June.....	900.00	25.0000	1117	193	c 77.00	.0916	166	174	c 43.00	1.7100	202	302
July.....	900.00	25.0000	1117	193	c 77.00	.0938	166	178	c 50.00	1.7475	235	309
August.....	950.00	25.0000	1180	193	c 77.00	.0924	166	176	c 50.00	1.7600	235	311
September.....	950.00	25.0000	1180	193	c 77.00	.0913	166	174	c 50.00	1.6275	235	288
October.....	950.00	23.0000	1180	178	c 77.00	.0913	166	174	c 50.00	1.5650	235	277
November.....	1000.00	23.0000	1241	178	c 77.00	.0913	166	174	c 50.00	1.5700	235	278
December.....		23.0000		178	c 77.00		166		c 50.00	1.6025	235	284

a No quotation.

b Interpolated.

c Maximum price.

d No publication available in the United States.

WHOLESALE PRICES IN ITALY AND THE UNITED STATES, BY MONTHS, QUARTERS, AND YEARS, 1913-1918—Continued.

	Silk, raw, Italian.				Soda, crystals.				Soda, nitrate of.				
	Actual price.		Relative price.		Actual price.		Relative price.		Actual price.		Relative price.		
	Italy.	U. S.	Italy	U. S.	Italy.	U. S.	Italy	U. S.	Italy.	U. S.	Italy	U. S.	
Market.....	Milan.....					Genoa.....	Eastern district.....			Genoa.....	New York.....		
Unit.....	Kg.....	Pound.....			100 kgs.....	Pound.....			100 kgs.....	100 lbs.....			
Base price...	<i>Lire.</i>	<i>Dolls.</i>			<i>Lire.</i>	<i>Dolls.</i>			<i>Lire.</i>	<i>Dolls.</i>			
	50.80	4.5938			7.13	0.0073			26.76	2.3133			
1913—Year.....	48.02	4.2990	95	94	7.13	.0071	100	97	28.79	2.5167	108	109	
Quarters—													
First.....	43.50	3.9417	86	86	7.13	.0069	100	95	30.48	2.6083	114	113	
Second.....	46.25	4.0250	91	88	7.13	.0064	100	88	29.17	2.6250	109	113	
Third.....	54.38	4.5083	107	98	7.13	.0078	100	107	28.67	2.5167	107	109	
Fourth.....	50.08	4.7208	99	103	7.13	.0072	100	99	26.83	2.3167	100	100	
Months—													
January.....	43.00	3.975	85	87	7.13	.0068	100	93	29.90	2.6000	112	112	
February.....	43.50	3.925	86	85	7.13	.0065	100	89	30.55	2.6000	114	112	
March.....	44.00	3.925	87	85	7.13	.0074	100	101	31.00	2.6250	116	113	
April.....	45.00	3.975	89	87	7.13	.0063	100	86	30.75	2.6250	115	113	
May.....	45.75	4.025	90	88	7.13	.0072	100	99	28.75	2.6250	107	113	
June.....	48.00	4.075	95	89	7.13	.0057	100	78	28.00	2.6250	105	113	
July.....	(a)	4.400	b100	96	7.13	.0079	100	108	28.50	2.5500	107	110	
August.....	54.00	4.400	106	96	7.13	.0077	100	105	28.75	2.5500	107	110	
September.....	54.75	4.725	108	103	7.13	.0079	100	108	28.75	2.4500	107	106	
October.....	52.00	4.875	102	108	7.13	.0068	100	93	28.00	2.4000	105	104	
November.....	50.00	4.775	98	104	7.13	.0075	100	103	26.25	2.3500	98	101	
December.....	48.25	4.5125	95	98	7.13	.0074	100	101	26.25	2.2000	98	95	
1914—Year.....	49.66	4.3573	98	95	8.27	.0075	116	103	27.94	2.1225	104	92	
Quarters—													
First.....	50.75	4.6542	100	101	7.13	.0072	100	99	26.33	2.2083	98	95	
Second.....	49.17	4.4917	97	98	7.13	.0067	100	92	25.21	2.2317	94	96	
Third.....	48.75	4.5917	97	100	8.88	.0081	125	111	29.38	2.1167	110	91	
Fourth.....	(a)	3.6917	(a)	80	9.95	.0078	140	107	31.33	1.9333	117	83	
Months—													
January.....	50.50	4.5625	99	99	7.13	.0078	100	107	26.25	2.1500	98	93	
February.....	51.25	4.625	101	101	7.13	.0068	100	93	26.50	2.2250	99	96	
March.....	50.50	4.775	99	104	7.13	.0071	100	97	26.25	2.2500	98	97	
April.....	49.25	4.475	97	97	7.13	.0068	100	93	25.38	2.2250	95	96	
May.....	49.25	4.475	97	97	7.13	.0060	100	82	25.13	2.2500	94	97	
June.....	49.00	4.525	96	99	7.13	.0073	100	100	25.13	2.2200	94	96	
July.....	48.75	4.525	96	99	7.13	.0086	100	118	24.75	2.1500	92	93	
August.....	48.75	4.525	96	99	9.75	.0079	137	108	(a)	2.0750	(a)	90	
September.....	(a)	4.725	(a)	103	9.75	.0078	137	107	34.00	2.1250	127	92	
October.....	(a)	4.075	(a)	89	9.95	.0079	140	108	28.25	2.0000	106	86	
November.....	(a)	3.725	(a)	81	9.95	.0082	140	112	31.25	1.9000	117	82	
December.....	(a)	3.275	(a)	71	9.95	.0073	140	100	34.50	1.9000	129	82	
1915—Year.....	48.69	3.5583	96	77	14.09	.0078	198	107	47.53	2.3333	178	101	
Quarters—													
First.....	39.33	3.4750	77	76	9.80	.0078	136	107	34.75	1.9000	130	82	
Second.....	41.50	3.5083	82	76	11.38	.0075	160	103	(a)	2.2667	(a)	98	
Third.....	47.25	3.4417	93	75	14.25	.0080	200	110	48.67	2.3833	182	103	
Fourth.....	61.42	4.1417	121	90	20.92	.0078	294	107	59.17	2.7833	221	120	
Months—													
January.....	37.75	3.375	74	73	9.95	.0083	140	114	32.25	1.9000	121	82	
February.....	39.25	3.525	77	77	9.50	.0080	133	110	35.25	1.9000	132	82	
March.....	41.00	3.525	81	77	9.95	.0072	140	99	36.75	1.9000	137	82	
April.....	(a)	3.525	b81	77	9.95	.0081	140	111	(a)	2.2000	(a)	95	
May.....	41.50	3.475	82	76	9.95	.0075	140	103	(a)	2.3000	(a)	99	
June.....	(a)	3.525	b85	77	14.25	.0070	200	96	(a)	2.3000	(a)	99	
July.....	45.00	3.425	89	75	14.25	.0081	200	111	45.00	2.3500	168	101	
August.....	(a)	3.425	a83	75	14.25	.0079	200	108	47.50	2.4500	178	106	
September.....	49.60	3.475	97	76	14.25	.0080	200	110	53.50	2.3500	200	101	
October.....	53.75	3.725	106	81	14.25	.0079	200	108	59.50	2.5500	222	110	
November.....	65.50	3.825	129	83	23.50	.0078	330	107	59.50	2.9000	222	125	
December.....	65.50	4.875	128	106	25.00	.0077	351	105	58.50	2.9000	219	125	

a No quotation.

b Interpolated.

## WHOLESALE PRICES IN ITALY AND THE UNITED STATES, BY MONTHS, QUARTERS, AND YEARS, 1913-1918—Continued.

	Silk, raw, Italian.				Soda, crystals.				Soda, nitrate of.			
	Actual price.		Relative price.		Actual price.		Relative price.		Actual price.		Relative price.	
	Italy.	U. S.	Italy	U. S.	Italy.	U. S.	Italy	U. S.	Italy.	U. S.	Italy	U. S.
Market	Milan				Genoa.	Eastern district.			Genoa...	New York.		
Unit	Kg...	Pound...			100 kgs.	Pound.			100 kgs..	100 lbs..		
Base price	<i>Lire.</i> 50.80	<i>Dolls.</i> 4.5938			<i>Lire.</i> 7.13	<i>Dolls.</i> 0.0073			<i>Lire.</i> 26.76	<i>Dolls.</i> 2.3183		
1916—Year	81.42	5.8438	160	127	36.18	.0092	508	126	54.95	3.1792	205	137
Quarters—												
First	85.00	5.4917	187	120	31.00	.0086	435	118	50.50	3.4187	189	147
Second	77.67	5.8500	153	127	37.00	.0086	519	118	49.50	3.3000	185	142
Third	85.50	5.7500	168	125	38.00	.0105	533	144	51.38	3.0667	192	132
Fourth	(a)	6.2833	(a)	137	39.00	.0092	547	126	68.42	2.9333	256	127
Months—												
January	80.00	4.8750	157	106	25.00	.0087	351	119	52.50	3.2500	196	140
February	90.00	5.5500	177	121	34.00	.0089	477	122	49.38	3.4000	185	147
March	(a)	6.0500	<sup>b</sup> 171	132	34.00	.0083	477	114	49.63	3.6000	185	155
April	84.00	6.0500	165	132	36.00	.0087	505	119	49.63	3.4000	185	147
May	71.00	5.9000	140	128	(a)	.0093	<sup>b</sup> 519	127	49.00	3.4000	183	147
June	78.00	5.6000	154	122	38.00	.0077	533	105	49.88	3.1000	186	134
July	(a)	5.5000	<sup>b</sup> 161	120	38.00	.0100	533	137	50.75	3.1000	190	134
August	85.50	5.7500	168	125	38.00	.0114	533	156	50.50	3.1000	189	134
September	(a)	6.0000	(a)	131	38.00	.0101	533	138	52.88	3.0000	198	129
October	(a)	6.0500	(a)	132	38.00	.0100	533	137	57.50	2.9000	215	125
November	(a)	6.1000	(a)	133	39.50	.0088	554	121	70.75	2.9000	264	125
December	(a)	6.7000	(a)	146	39.50	.0087	554	119	77.00	3.0000	288	129
1917—Year	112.03	6.7986	221	148	(c)	.0122	(c)	167	(c)	4.0509	(c)	175
Quarters—												
First	92.50	6.6115	182	144		.0100		137		3.4246		148
Second	102.50	6.8385	202	149		.0126		173		3.8538		166
Third	133.50	7.3000	263	150		.0136		186		4.2979		185
Fourth	129.13	(a)	254	(a)		.0125		171		4.6462		200
Months—												
January	(a)	6.7500	(a)	147		.0099		136		3.2175		139
February	(a)	6.6500	(a)	145		.0088		121		3.3250		143
March	92.50	6.4000	182	139		.0113		155		3.6700		158
April	98.00	6.4750	193	141		.0102		140		3.7500		162
May	107.00	6.9400	211	151		.0139		190		3.8000		164
June	(a)	7.0750	<sup>b</sup> 224	154		.0137		188		3.9800		172
July	(a)	7.3000	<sup>b</sup> 237	159		.0138		189		4.1500		179
August	(a)	(a)	<sup>b</sup> 250	(a)		.0142		195		4.2400		183
September	133.50	(a)	263	(a)		.0127		174		4.5917		198
October	(a)	(a)	<sup>b</sup> 259	(a)		.0124		170		4.7313		204
November	129.13	(a)	254	(a)		.0123		168		4.6500		201
December	(a)	(a)	(a)	(a)		.0128		175		4.5438		196
1918—Year					(c)	.0153	(c)	210	(c)	4.6750	(c)	202
Quarters—												
First		(a)		(a)		.0148		203		4.4694		193
Second	170.00	(a)	335	(a)		.0142		195		4.9423		213
Third	(a)	(a)	<sup>b</sup> 355	(a)		.0154		211		4.9288		213
Fourth	(a)		(a)			.0167		229		4.3750		189
Months—												
January	(a)	(a)	(a)	(a)		.0160		219		4.4938		194
February	(a)	(a)	(a)	(a)		.0145		199		4.4375		191
March	(a)	(a)	(a)	(a)		.0138		189		4.5000		194
April	(a)	(a)	(a)	(a)		.0144		197		5.1250		221
May	160.00	(a)	315	(a)		.0151		207		5.1500		222
June	180.00	(a)	354	(a)		.0132		181		4.5000		194
July	(a)	(a)	<sup>b</sup> 345	(a)		.0145		199		4.9375		213
August	(a)	(a)	<sup>b</sup> 355	(a)		.0152		208		5.0000		216
September	(a)		<sup>b</sup> 325			.0164		225		4.8313		208
October	160.00		315			.0153		210		4.3250		187
November	(a)		(a)			.0174		238		4.4000		190
December	(a)		(a)			.0173		237		4.4000		190

a No quotation.

b Interpolated.

c No publication available in the United States.

## WHOLESALE PRICES IN ITALY AND THE UNITED STATES, BY MONTHS, QUARTERS, AND YEARS, 1913-1918—Continued.

	Steers, first quality.				Sugar, first quality.				Sulphur, yellow.			
	Actual price.		Relative price.		Actual price.		Relative price.		Actual price.		Relative price.	
	Italy.	U. S.	Italy	U. S.	Italy.	U. S.	Italy	U. S.	Italy.	U. S.	Italy	U. S.
Market	Milan.	Chicago			Genoa.	New York.			Girgentl.	New York.		
Unit	Kg.	100 lbs.			100 kgs.	Pound			100 kgs.	Pound		
Base price	<i>Lire.</i>	<i>Dolls.</i>			<i>Lire.</i>	<i>Dolls.</i>			<i>Lire.</i>	<i>Dolls.</i>		
	1.84	9.10			122.75	0.0413			9.90	0.0200		
1913—Year	1.85	8.9288	101	98	129.17	.0427	105	103	9.80	.0200	99	100
Quarters—												
First	1.95	8.9550	106	98	134.67	.0429	110	104	9.70	.0200	98	100
Second	1.85	8.7767	101	96	134.00	.0411	109	100	9.70	.0200	98	100
Third	1.75	8.9833	95	99	127.33	.0454	104	110	9.90	.0200	100	100
Fourth	1.86	9.0004	101	99	120.67	.0416	98	101	9.90	.0200	100	100
Months—												
January	1.98	9.0125	108	99	134.00	.0450	109	109	9.70	.0200	98	100
February	1.98	8.9125	108	98	135.00	.0418	110	101	9.70	.0200	98	100
March	1.90	8.9400	103	98	135.00	.0419	110	101	9.70	.0200	98	100
April	1.90	8.8938	103	98	135.00	.0410	110	99	9.70	.0200	98	100
May	1.90	8.6563	103	95	134.00	.0410	109	99	9.70	.0200	98	100
June	1.75	8.7800	95	96	133.00	.0414	108	100	9.70	.0200	98	100
July	1.70	8.9875	92	99	133.00	.0447	108	108	9.90	.0200	100	100
August	1.64	8.8875	89	98	125.00	.0461	102	112	9.90	.0200	100	100
September	1.92	9.0750	104	100	124.00	.0453	101	110	9.90	.0200	100	100
October	1.92	9.1250	104	100	124.00	.0419	101	101	9.90	.0200	100	100
November	1.83	8.9563	100	98	119.00	.0421	97	102	9.90	.0200	100	100
December	1.83	8.9200	100	98	119.00	.0408	97	99	9.90	.0200	100	100
1914—Year	1.92	9.6520	104	106	124.71	.0471	102	114	9.90	.0200	100	100
Quarters—												
First	1.82	9.2383	99	101	118.08	.0389	96	94	9.90	.0200	100	100
Second	1.93	9.1867	105	101	124.92	.0395	102	96	9.90	.0200	100	100
Third	1.90	10.0767	103	111	127.83	.0583	104	141	9.90	.0200	100	100
Fourth	2.04	10.1479	111	111	128.00	.0523	104	127	9.90	.0200	100	100
Months—												
January	1.85	9.2250	101	101	119.00	.0392	97	95	9.90	.0200	100	100
February	1.75	9.2250	95	101	118.25	.0392	96	95	9.90	.0200	100	100
March	1.86	9.2650	101	102	117.00	.0382	95	92	9.90	.0200	100	100
April	1.92	9.2750	104	102	120.00	.0372	98	90	9.90	.0200	100	100
May	1.90	9.1250	103	100	127.25	.0397	104	96	9.90	.0200	100	100
June	1.96	9.1600	107	101	127.50	.0417	104	101	9.90	.0200	100	100
July	1.87	9.6750	102	106	127.50	.0420	104	102	9.90	.0200	100	100
August	1.91	10.0300	104	110	128.00	.0649	104	157	9.90	.0200	100	100
September	1.93	10.5250	105	116	128.00	.0680	104	165	9.90	.0200	100	100
October	2.03	10.4500	110	115	128.00	.0593	104	144	9.90	.0200	100	100
November	2.01	10.2188	109	112	128.00	.0493	104	119	9.90	.0200	100	100
December	2.09	9.7750	114	107	128.00	.0483	104	117	9.90	.0200	100	100
1915—Year	2.59	9.3117	a146	102	133.42	.0556	109	135	10.58	.0201	107	101
Quarters—												
First	2.02	8.8063	110	97	128.00	.0538	104	130	9.90	.0200	100	100
Second	2.39	8.7484	130	96	133.00	.0585	108	142	9.90	.0200	100	100
Third	3.13	9.8159	a172	108	134.67	.0546	110	132	10.60	.0204	107	102
Fourth	3.19	9.7717	173	107	138.00	.0552	112	134	11.90	.0200	120	100
Months—												
January	2.05	9.1583	111	101	128.00	.0488	104	118	9.90	.0200	100	100
February	1.96	8.5988	106	94	128.00	.0554	104	134	9.90	.0200	100	100
March	2.06	8.6667	112	95	128.00	.0571	104	138	9.90	.0200	100	100
April	2.16	8.3313	117	92	133.00	.0578	108	140	9.90	.0200	100	100
May	2.26	8.6450	123	95	133.00	.0588	108	142	9.90	.0200	100	100
June	2.74	9.2688	149	102	133.00	.0588	108	142	9.90	.0200	100	100
July	(b)	9.9063	c173	109	133.00	.0582	108	141	9.90	.0200	100	100
August	(b)	9.8100	c173	108	133.00	.0549	108	133	10.95	.0213	111	107
September	3.13	9.7313	170	107	138.00	.0506	112	123	10.95	.0200	111	100
October	3.14	9.6875	170	106	138.00	.0497	112	120	11.90	.0200	120	100
November	3.17	9.9400	172	109	138.00	.0568	112	138	11.90	.0200	120	100
December	3.26	9.6875	177	106	138.00	.0592	112	143	11.90	.0200	120	100

a Computed on monthly relatives.

b No quotation.

c Interpolated.

## WHOLESALE PRICES IN ITALY AND THE UNITED STATES, BY MONTHS, QUARTERS, AND YEARS, 1913-1918—Continued.

	Steers, first quality.				Sugar, first quality.				Sulphur, yellow.			
	Actual price.		Relative price.		Actual price.		Relative price.		Actual price.		Relative price.	
	Italy.	U. S.	Italy	U. S.	Italy.	U. S.	Italy	U. S.	Italy.	U. S.	Italy	U. S.
<b>Market</b> .....	<b>Milan.</b>	<b>Chicago.</b>			<b>Genoa.</b>	<b>New York.</b>			<b>Girgenti.</b>	<b>New York.</b>		
<b>Unit</b> .....	<b>Kg.</b>	<b>100 lbs.</b>			<b>100 kgs.</b>	<b>Pound</b>			<b>100 kgs.</b>	<b>Pound.</b>		
<b>Base price</b> ...	<i>Lire.</i>	<i>Dolls.</i>			<i>Lire.</i>	<i>Dolls.</i>			<i>Lire.</i>	<i>Dolls.</i>		
	1.84	9.1000			122.75	0.0413			9.90	0.0200		
1916—Year.....	3.26	10.4201	177	114	169.92	.0688	138	167	16.83	.0208	170	104
Quarters—												
First.....	3.25	9.4800	177	104	148.00	.0610	121	148	11.49	.0203	116	102
Second.....	3.28	10.2779	178	113	148.00	.0729	121	177	14.74	.0210	149	105
Third.....	3.20	10.7167	174	118	158.67	.0696	129	169	19.70	.0210	199	105
Fourth.....	3.30	11.3342	180	125	225.00	.0712	183	172	21.37	.0210	216	105
Months—												
January.....	3.25	9.4800	177	104	148.00	.0573	121	139	11.49	.0200	116	100
February.....	3.24	9.2813	176	102	148.00	.0597	121	145	11.49	.0200	116	100
March.....	3.27	9.6813	178	106	148.00	.0659	121	160	11.49	.0210	116	105
April.....	3.26	9.7375	177	107	148.00	.0706	121	171	11.49	.0210	116	105
May.....	3.26	10.0900	177	111	148.00	.0746	121	181	16.37	.0210	165	105
June.....	3.32	11.0063	181	121	148.00	.0736	121	178	16.37	.0210	165	105
July.....	3.16	10.7000	172	118	148.00	.0750	121	182	16.37	.0210	165	105
August.....	3.22	10.5750	175	116	148.00	.0700	121	169	21.37	.0210	216	105
September.....	3.22	10.8750	175	119	180.00	.0637	147	154	21.37	.0210	216	105
October.....	3.30	10.9650	179	120	225.00	.0708	183	171	21.37	.0210	216	105
November.....	3.30	11.5125	179	126	225.00	.0735	183	178	21.37	.0210	216	105
December.....	3.31	11.5250	180	127	225.00	.0692	183	168	21.37	.0210	216	105
1917—Year.....	4.39	13.8307	239	152	258.33	.0771	210	187	(b)	.0314	(b)	157
Quarters—												
First.....	3.62	11.9175	197	131	225.00	.0686	183	166		.0210		105
Second.....	4.32	13.1988	235	145	275.00	.0788	224	191		.0275		138
Third.....	4.60	14.7954	250	163	300.00	.0797	244	193		.0385		192
Fourth.....	5.03	15.4488	273	170	300.00	.0814	244	197		.0385		193
Months—												
January.....	3.46	11.4400	188	126	225.00	.0662	183	160		.0210		105
February.....	3.61	11.8625	198	130	225.00	.0686	183	166		.0210		105
March.....	3.77	12.4500	205	137	225.00	.0706	183	171		.0210		105
April.....	3.96	12.9900	215	143	225.00	.0815	183	197		.0255		128
May.....	4.50	13.2438	245	146	300.00	.0794	244	192		.0285		143
June.....	4.50	13.3625	245	147	300.00	.0754	244	183		.0285		143
July.....	4.50	13.5300	245	149	300.00	.0745	244	180		.0385		193
August.....	4.49	14.5188	244	160	300.00	.0818	244	198		.0385		193
September.....	4.81	16.3375	262	179	300.00	.0823	241	199		.0385		193
October.....	4.86	16.5150	264	181	300.00	.0818	244	198		.0385		193
November.....	5.09	15.6063	277	171	300.00	.0818	244	198		.0385		193
December.....	5.13	14.2250	279	156	300.00	.0804	244	195		.0385		193
1918—Year.....	(b)	17.3285	(b)	190	(b)	.0780	(b)	189	(b)	.0375	(b)	188
Quarters—												
First.....		13.7917		152		.0735		178		.0385		193
Second.....		17.0083		187		.0730		177		(c)		d193
Third.....		18.6923		205		.0769		186		(c)		d193
Fourth.....		19.5250		214		.0882		214		.0368		184
Months—												
January.....		13.7688		151		.0744		180		.0385		193
February.....		13.7188		151		.0730		177		.0385		193
March.....		13.8875		153		.0730		177		(c)		d193
April.....		16.0900		177		.0730		177		(c)		d193
May.....		17.4750		192		.0730		177		(c)		d193
June.....		17.8063		196		.0731		177		(c)		d193
July.....		18.1438		199		.0735		178		(c)		d193
August.....		18.6000		204		.0735		178		(c)		d193
September.....		19.2050		211		.0845		205		(c)		d193
October.....		19.1750		211		.0882		214		.0385		193
November.....		19.4875		214		.0882		214		.0385		193
December.....		19.8350		218		.0882		214		.0335		168

a Maximum price.

b No publication available in United States.

c No quotation.

d Interpolated.

## WHOLESALE PRICES IN ITALY AND THE UNITED STATES, BY MONTHS, QUARTERS, AND YEARS, 1913-1918—Continued.

	Wheat, fine.				Wool (in grease).				Zinc, spelter.			
	Actual price.		Relative price.		Actual price.		Relative price.		Actual price.		Relative price.	
	Italy.	U. S.	Italy	U. S.	Italy.	U. S.	Italy	U. S.	Italy.	U. S.	Italy	U. S.
<b>Market</b> .....	<b>Milan.</b>	<b>Kansas City.</b>			<b>Naples</b>	<b>Boston</b>			<b>Genoa</b> ...	<b>New York.</b>		
<b>Unit</b> .....	100 kgs	Bu. (60 lbs.)			100 kgs	Pound			100 kgs..	Pound.		
<b>Base price</b> ....	<i>Lire.</i> 26. 56	<i>Dolls.</i> 0. 8746			<i>Lire.</i> 180. 20	<i>Dolls.</i> 0. 2369			<i>Lire.</i> 63. 38	<i>Dolls.</i> 0. 0539		
1913—Year.....	28. 34	. 8767	107	100	177. 50	. 2492	99	105	68. 04	. 0580	107	108
Quarters—												
First.....	30. 08	. 8769	113	100	165. 00	. 2917	92	123	72. 83	. 0667	115	124
Second.....	30. 21	. 8979	114	103	175. 00	. 2417	97	102	69. 67	. 0551	110	102
Third.....	26. 42	. 8602	99	98	185. 00	. 2350	103	99	65. 17	. 0563	103	105
Fourth.....	26. 67	. 8725	100	100	(a)	. 2283	(a)	96	64. 50	. 0534	102	99
Months—												
January.....	30. 38	. 8813	114	101	165. 00	. 2950	92	125	74. 50	. 0723	118	134
February.....	30. 00	. 8813	113	101	(a)	. 2950	(a)	125	72. 00	. 0649	114	120
March.....	29. 88	. 8681	112	99	(a)	. 2850	(a)	120	72. 00	. 0629	114	117
April.....	30. 88	. 8900	116	102	(a)	. 2550	(a)	108	72. 00	. 0579	114	107
May.....	30. 25	. 8900	114	102	(a)	. 2350	(a)	99	70. 00	. 0551	110	102
June.....	29. 50	. 9138	111	104	175. 00	. 2350	97	99	67. 00	. 0524	106	97
July.....	26. 88	. 8575	101	98	185. 00	. 2350	103	99	65. 00	. 0541	103	100
August.....	26. 25	. 8450	99	97	185. 00	. 2350	103	99	65. 50	. 0580	103	108
September.....	26. 13	. 8781	98	100	(a)	. 2350	(a)	99	65. 00	. 0583	103	108
October.....	26. 25	. 8778	99	100	(a)	. 2350	(a)	99	65. 00	. 0547	103	101
November.....	26. 88	. 8656	101	99	(a)	. 2250	(a)	95	63. 50	. 0534	100	99
December.....	26. 88	. 8740	101	100	(a)	. 2250	(a)	95	65. 00	. 0522	103	97
1914—Year.....	28. 49	. 9391	107	107	181. 00	. 2617	100	110	72. 21	. 0530	114	98
Quarters—												
First.....	26. 67	. 8705	100	100	(a)	. 2300	(a)	97	62. 83	. 0538	99	100
Second.....	26. 50	. 8951	100	102	177. 00	. 2542	98	107	61. 00	. 0517	96	96
Third.....	27. 43	. 9106	103	104	178. 00	. 2775	99	117	82. 00	. 0539	129	100
Fourth.....	33. 38	1. 0719	126	123	191. 50	. 2850	106	120	83. 00	. 0527	131	98
Months—												
January.....	27. 00	. 8594	102	98	(a)	. 2250	(a)	95	64. 00	. 0533	101	99
February.....	26. 88	. 8675	101	99	(a)	. 2300	(a)	97	62. 50	. 0546	99	101
March.....	26. 13	. 8847	98	101	(a)	. 2350	(a)	99	62. 00	. 0535	98	99
April.....	26. 33	. 8765	99	100	175. 00	. 2425	97	102	61. 00	. 0522	96	97
May.....	26. 30	. 8938	99	102	178. 00	. 2550	99	108	61. 00	. 0516	96	96
June.....	26. 88	. 9150	101	105	178. 00	. 2650	99	112	61. 00	. 0512	96	95
July.....	26. 25	. 8155	99	93	178. 00	. 2750	99	116	61. 00	. 0508	96	93
August.....	27. 25	. 8719	103	100	178. 00	. 2825	99	119	90. 00	. 0563	142	104
September.....	28. 80	1. 0445	108	119	178. 00	. 2750	99	116	95. 00	. 0552	150	102
October.....	31. 63	1. 0219	119	117	168. 00	. 2750	93	116	90. 00	. 0500	142	93
November.....	34. 00	1. 0738	128	123	215. 00	. 2850	119	120	82. 00	. 0515	129	96
December.....	34. 50	1. 1200	130	128	(a)	. 2950	(a)	125	77. 00	. 0567	122	105
1915—Year.....	41. 08	1. 2904	155	148	265. 56	. 3442	147	145	233. 42	1. 1444	368	268
Quarters—												
First.....	42. 63	1. 4489	160	166	(a)	. 3383	(a)	143	115. 00	. 0851	181	158
Second.....	40. 08	1. 4130	151	162	215. 00	. 3350	119	141	243. 33	. 1666	384	309
Third.....	38. 92	1. 2246	147	140	256. 67	. 3517	142	148	284. 33	. 1658	449	308
Fourth.....	42. 71	1. 0678	161	122	325. 00	. 3517	180	148	291. 00	. 1601	459	297
Months—												
January.....	40. 38	1. 3300	152	152	(a)	. 3050	(a)	129	85. 00	. 0652	134	121
February.....	44. 25	1. 5297	167	175	(a)	. 3450	(a)	146	105. 00	. 0887	166	165
March.....	43. 25	1. 4869	163	170	(a)	. 3650	(a)	154	155. 00	. 1013	245	188
April.....	43. 75	1. 5150	165	173	220. 00	. 3350	122	141	160. 00	. 1151	252	214
May.....	40. 75	1. 5090	153	173	220. 00	. 3350	122	141	250. 00	. 1583	395	294
June.....	35. 75	1. 2150	135	139	205. 00	. 3350	114	141	320. 00	. 2263	505	420
July.....	39. 13	1. 3400	147	153	209. 50	. 3450	116	146	310. 00	. 2080	489	386
August.....	38. 88	1. 2575	146	144	210. 50	. 3550	117	150	275. 00	. 1445	434	268
September.....	38. 75	1. 0763	146	123	350. 00	. 3550	194	150	268. 00	. 1449	423	269
October.....	40. 75	1. 0720	153	123	325. 00	. 3450	180	146	260. 00	. 1407	410	261
November.....	42. 13	1. 0413	159	119	325. 00	. 3550	180	150	305. 00	. 1704	481	316
December.....	45. 25	1. 0900	170	125	325. 00	. 3550	180	150	308. 00	. 1691	486	314

(a) No quotation.

WHOLESALE PRICES IN ITALY AND THE UNITED STATES, BY MONTHS, QUARTERS, AND YEARS, 1913-1918—Continued.

	Wheat, fine.				Wool (in grease).				Zinc, spelter.			
	Actual price.		Relative price.		Actual price.		Relative price.		Actual price.		Relative price.	
	Italy.	U. S.	Italy	U. S.	Italy.	U. S.	Italy	U. S.	Italy.	U. S.	Italy	U. S.
Market.....	Milan.	Kansas City.			Naples	Boston			Genoa...	New York.		
Unit.....	100 kgs	Bu. (60 lbs.).			100 kgs	Pound			100 kgs..	Pound.		
Base price...	Lire. 26. 56	Dolls. 0. 8746			Lire. 180. 20	Dolls. 0. 2369			Lire. 63. 38	Dolls. 0. 0539		
1916—Year.....	37. 50	1. 3292	e147	152	270. 00	. 3875	150	164	285. 00	. 1375	450	255
Quarters—												
First.....	41. 25	1. 1652	e158	133	300. 00	. 3583	166	151	340. 00	. 1870	536	349
Second.....	(b)	1. 0873	e162	124	273. 33	. 3750	152	158	321. 67	. 1578	508	293
Third.....	35. 58	1. 3350	134	153	266. 67	. 3867	148	163	233. 33	. 0935	368	173
Fourth.....	35. 75	1. 7438	135	199	240. 00	. 4300	133	182	245. 00	. 1108	387	206
Months—												
January.....	39. 50	1. 2006	149	137	300. 00	. 3550	166	150	325. 00	. 1819	513	337
February....	43. 00	1. 2250	162	140	300. 00	. 3550	166	150	340. 00	. 2009	536	373
March.....	(b)	1. 0700	e162	122	300. 00	. 3650	166	154	355. 00	. 1810	560	336
April.....	(b)	1. 1303	e162	130	300. 00	. 3750	166	158	360. 00	. 1862	568	345
May.....	(b)	1. 1075	e162	127	200. 00	. 3750	144	158	340. 00	. 1533	536	296
June.....	(b)	1. 0181	e162	116	260. 00	. 3750	144	158	265. 00	. 1280	418	237
July.....	36. 13	1. 0850	136	124	240. 00	. 3750	133	158	230. 00	. 0970	363	180
August.....	35. 38	1. 3894	133	159	270. 00	. 3900	150	165	235. 00	. 0910	371	169
September...	35. 25	1. 5325	133	175	290. 00	. 3950	161	167	235. 00	. 0924	371	171
October.....	35. 75	1. 6520	135	189	250. 00	. 3950	139	167	235. 00	. 1001	371	186
November....	(b)	1. 8594	(b)	213	240. 00	. 4150	133	175	235. 00	. 1193	371	221
December...	(b)	1. 7200	(b)	197	230. 00	. 4800	128	203	265. 00	. 1129	418	209
1917—Year.....	43. 58	2. 2956	164	262	.....	. 6492	.....	274	314. 58	. 0911	496	169
Quarters—												
First.....	36. 00	1. 9000	136	217	.....	. 5083	.....	215	290. 00	. 1043	458	194
Second.....	42. 33	2. 7506	159	314	.....	. 5917	.....	250	321. 67	. 0955	508	177
Third.....	47. 50	2. 4119	179	276	.....	. 7400	.....	312	316. 67	. 0852	500	158
Fourth.....	48. 50	2. 1200	183	242	.....	. 7567	.....	319	330. 00	. 0793	521	147
Months—												
January.....	d36. 00	1. 8956	136	217	.....	. 4700	.....	198	260. 00	. 0997	410	185
February....	d36. 00	1. 8013	136	206	.....	. 5150	.....	217	290. 00	. 1049	458	195
March.....	d36. 00	1. 9825	136	227	.....	. 5400	.....	228	320. 00	. 1082	505	201
April.....	d36. 00	2. 5306	136	289	.....	. 5350	.....	226	325. 00	. 0973	513	181
May.....	d45. 50	3. 0463	171	348	(e)	. 5700	.....	241	320. 00	. 0948	505	176
June.....	d45. 50	2. 6900	171	308	.....	. 6700	.....	283	320. 00	. 0945	505	175
July.....	d45. 50	2. 4070	171	275	.....	. 7150	.....	302	315. 00	. 0882	497	164
August.....	d48. 50	2. 6463	183	303	.....	. 7400	.....	312	315. 00	. 0848	497	157
September...	d48. 50	2. 1838	183	250	.....	. 7650	.....	323	320. 00	. 0827	505	153
October.....	d48. 50	2. 1200	183	242	.....	. 7500	.....	317	320. 00	. 0813	505	151
November....	d48. 50	2. 1200	183	242	.....	. 7000	.....	321	330. 00	. 0790	521	147
December...	d48. 50	2. 1200	183	242	.....	. 7600	.....	321	340. 00	. 0777	536	144
1918—Year.....	54. 25	2. 1565	204	247	.....	.....	.....	.....	.....	. 0831	.....	154
Quarters—												
First.....	48. 50	2. 1200	183	242	.....	. 7767	.....	328	345. 00	. 0780	544	145
Second.....	48. 50	2. 1200	183	242	.....	. 7733	.....	326	361. 67	. 0746	571	138
Third.....	60. 00	2. 1952	226	251	.....	.....	.....	.....	486. 67	. 0917	768	170
Fourth.....	60. 00	2. 1955	226	251	.....	.....	.....	.....	.....	. 0881	.....	163
Months—												
January.....	d48. 50	2. 1200	183	242	.....	. 7600	.....	321	345. 00	. 0788	544	146
February....	d48. 50	2. 1200	183	242	.....	. 7700	.....	325	345. 00	. 0791	544	147
March.....	d48. 50	2. 1200	183	242	.....	. 8000	.....	338	345. 00	. 0760	544	141
April.....	d48. 50	2. 1200	183	242	.....	. 7800	.....	329	355. 00	. 0700	560	130
May.....	d48. 50	2. 1200	183	242	.....	. 7800	.....	329	355. 00	. 0734	560	136
June.....	d48. 50	2. 1200	183	242	.....	. 7600	.....	321	375. 00	. 0804	592	149
July.....	d60. 00	2. 2520	226	258	.....	.....	.....	.....	450. 00	. 0875	710	162
August.....	d60. 00	2. 1600	226	247	.....	.....	.....	.....	500. 00	. 0908	789	168
September...	d60. 00	2. 1594	226	247	.....	.....	.....	.....	510. 00	. 0967	805	179
October.....	d60. 00	2. 1665	226	248	.....	.....	.....	.....	500. 00	. 0913	789	169
November....	d60. 00	2. 1600	226	247	.....	.....	.....	.....	470. 00	. 0874	742	162
December...	d60. 00	2. 2600	226	258	.....	.....	.....	.....	.....	. 0856	.....	158

a Computed on monthly relatives.

b No quotation.

c Interpolated.

d Maximum price.

e All wool of national production requisitioned.

## WHOLESALE PRICES IN RUSSIA AND THE UNITED STATES, BY MONTHS, QUARTERS, AND YEARS, 1913-1918.

	Barley.				Coal, anthracite.				Coal, bituminous.			
	Actual price.		Relative price.		Actual price.		Relative price.		Actual price.		Relative price.	
	Russia.	U. S.	Russia.	U. S.	Russia.	U. S.	Russia.	U. S.	Russia.	U. S.	Russia.	U. S.
<b>Market</b> . . .	<b>Odessa.</b>	<b>Chicago</b>			<b>Karkov.</b>	<b>N. Y.</b>			<b>Petro-</b>	<b>Pitts-</b>		
<b>Unit</b> . . . . .	<b>Pool</b> . . .	<b>Bushel</b>			<b>Pool</b> . . .	<b>Ton</b> . . .			<b>Pool</b> . . .	<b>Ton</b> . . .		
<b>Base price</b> . . .	<i>Rubles.</i>	<i>Dolls.</i>			<i>Rubles.</i>	<i>Dolls.</i>			<i>Rubles.</i>	<i>Dolls.</i>		
	0.78	0.6243			0.20	5.3117			0.12	1.26		
1913—Year . . . . .	.82	.6263	105	100	.17	5.3134	86	100	.12	1.2700	95	101
Quarters—												
First . . . . .	.93	.6015	119	96	.14	5.4478	71	103	.10	1.2800	85	102
Second . . . . .	.83	.5996	107	96	.15	5.0409	74	95	.11	1.2400	94	98
Third . . . . .	.77	.6571	99	105	.19	5.3173	94	100	.12	1.2400	101	98
Fourth . . . . .	.75	.6492	96	104	.21	5.4475	107	103	.13	1.3200	102	105
Months—												
January . . . . .	.94	.6250	121	100	.14	5.4458	69	103	.10	1.3200	78	105
February . . . . .	.94	.6063	121	97	.15	5.4476	72	103	.11	1.2600	86	100
March . . . . .	.90	.5790	116	93	.15	5.4500	72	103	.11	1.2600	90	100
April . . . . .	.84	.5863	108	94	.15	4.9450	72	93	.11	1.2400	90	98
May . . . . .	.83	.6060	107	97	.15	5.0420	72	95	.12	1.2700	94	101
June . . . . .	.83	.6050	107	97	.16	5.1356	77	97	.12	1.2100	97	96
July . . . . .	.82	.5700	105	91	.18	5.1972	89	98	.12	1.2200	98	97
August . . . . .	.75	.6540	97	105	.19	5.3312	94	100	.12	1.2700	102	101
September . . . . .	.73	.7263	94	116	.20	5.4234	99	102	.13	1.2400	102	98
October . . . . .	.70	.6825	90	109	.21	5.4475	106	103	.13	1.3600	102	108
November . . . . .	.76	.6500	98	104	.22	5.4498	109	103	.13	1.3600	102	108
December . . . . .	.78	.6150	100	99	.21	5.4453	106	103	.13	1.2300	102	98
1914—Year . . . . .	.76	.6204	97	99	.20	5.3145	101	100	.13	1.1700	104	93
Quarters—												
First . . . . .	.77	.6158	99	99	.20	5.4483	101	103	.12	1.2400	100	98
Second . . . . .	.83	.5778	107	93	.20	5.0339	99	95	.12	1.2200	97	97
Third . . . . .	.84	.6223	108	100	.20	5.3323	101	100	.13	1.1200	106	89
Fourth . . . . .	.60	.6658	76	107	.21	5.4434	104	102	.14	1.0900	112	87
Months—												
January . . . . .	.77	.6390	99	102	.21	5.4481	104	103	.13	1.2500	102	99
February . . . . .	.76	.6163	98	99	.20	5.4500	100	103	.12	1.2400	101	98
March . . . . .	.77	.5863	99	94	.20	5.4467	99	103	.12	1.2400	97	98
April . . . . .	.77	.5750	99	92	.20	4.9490	99	93	.12	1.2200	97	97
May . . . . .	.86	.5840	111	94	.20	5.0172	99	94	.12	1.2400	97	98
June . . . . .	.86	.5725	111	92	.20	5.1354	99	97	.12	1.1900	97	94
July . . . . .	.84	.5338	108	86	.20	5.2411	99	99	.12	1.1900	97	94
August . . . . .	(a)	.6300	(a)	101	.20	5.3193	101	100	.13	1.1600	106	92
September . . . . .	(a)	.7013	(a)	112	.21	5.4365	104	102	.14	1.0000	115	79
October . . . . .	(a)	.6540	(a)	105	.21	5.4409	105	102	.14	1.0500	115	83
November . . . . .	.59	.6863	76	110	.21	5.4495	104	103	.14	1.1400	111	90
December . . . . .	.60	.6600	77	106	.21	5.4397	104	102	.14	1.0900	111	87

(a) No quotation.



## WHOLESALE PRICES IN RUSSIA AND THE UNITED STATES, BY MONTHS, QUARTERS, AND YEARS, 1913-1918—Continued.

	Barley.				Coal, anthracite.				Coal, bituminous.			
	Actual price.		Relative price.		Actual price.		Relative price.		Actual price.		Relative price.	
	Russia.	U. S.	Russia.	U. S.	Russia.	U. S.	Russia.	U. S.	Russia.	U. S.	Russia.	U. S.
Market.....	Odessa.	Chicago			Karkov.	N. Y.			Petrograd.	Pittsburgh.		
Unit.....	Pood...	Bushel.			Pood...	Ton.			Pood...	Ton.		
Base price..	Rubles.	Dolls.			Rubles.	Dolls.			Rubles.	Dolls.		
	0.78	0.6243			0.20	5.3117			0.12	1.2600		
1915—Year.....	.70	.7103	90	114	.25	5.3256	125	100	.16	1.0400	128	83
Quarters—												
First.....	.72	.7850	92	126	.21	5.4346	105	102	.14	1.1109	116	88
Second.....	.76	.7623	97	122	.24	5.0177	118	94	.16	.9900	127	79
Third.....	.65	.6683	83	107	.29	5.3056	142	100	.17	.9400	138	75
Fourth.....	.64	.6223	82	100	.31	5.4110	155	102	.16	1.1000	131	87
Months—												
January.....	.67	.7590	86	122	.21	5.4340	104	102	.14	1.1200	111	89
February.....	.74	.8188	95	131	.21	5.1380	104	102	.14	1.1300	111	90
March.....	.74	.7838	95	126	.22	5.4318	109	102	.16	1.0900	127	87
April.....	.76	.7738	98	124	.22	4.9424	109	93	.16	1.0500	127	83
May.....	.76	.7770	98	124	.22	4.9962	109	94	.16	.9800	127	78
June.....	.75	.7325	96	117	.27	5.1144	136	96	.16	.9500	127	75
July.....	.70	.7500	90	120	.29	5.2003	143	98	.16	.9300	127	74
August.....	.66	.7013	85	112	.28	5.3164	139	100	.19	.9400	156	75
September.....	.58	.5538	75	89	.29	5.4001	144	102	.16	.9600	131	76
October.....	.64	.5840	82	94	.31	5.4350	154	102	.16	.9900	131	79
November.....	(a)	.6175	(a)	99	(a)	5.4182	(a)	102	.16	1.1200	131	89
December..	(a)	.6750	(a)	108	(a)	5.3891	(a)	101	.16	1.1800	131	94
1916—Year.....	1.07	.8750	138	140	.27	5.5652	136	105	.17	2.0700	137	164
Quarters—												
First.....	.87	.7454	112	119	.26	5.4919	129	103	.15	1.4300	119	113
Second.....	.93	.7446	120	119	.26	5.4275	129	102	.15	1.4100	123	112
Third.....	1.09	.9029	140	145	.29	5.6112	142	106	.18	1.4100	147	112
Fourth.....	1.39	1.1050	179	177	.29	5.7302	142	108	.19	4.0200	158	319
Months—												
January.....	.83	.7630	107	122	.26	5.4838	129	103	.15	1.5800	119	125
February.....	.87	.7538	112	121	.26	5.4852	129	103	.15	1.4400	119	114
March.....	.92	.7150	118	115	.26	5.5066	129	104	.15	1.2700	119	101
April.....	.92	.7330	118	117	.26	5.5196	129	104	.15	1.2300	119	98
May.....	.91	.7550	117	121	.26	5.3320	129	100	.15	1.2800	119	102
June.....	.96	.7488	123	120	.26	5.4309	129	102	.16	1.7200	131	137
July.....	.99	.7420	127	119	.29	5.5071	142	104	.16	1.3400	131	106
August.....	1.08	.9288	139	149	.29	5.6109	142	106	.20	1.3500	160	107
September.....	1.20	1.0430	154	167	.29	5.7155	142	108	.19	1.5300	152	121
October.....	1.38	1.0675	177	171	.29	5.7280	142	108	.19	2.5600	158	203
November.....	1.38	1.1463	177	184	.29	5.7285	142	108	.19	4.9200	158	390
December..	1.41	1.1020	181	177	.29	5.7340	142	108	.19	4.5900	158	364

a No quotation.

WHOLESALE PRICES IN RUSSIA AND THE UNITED STATES, BY MONTHS, QUARTERS, AND YEARS, 1913-1916—Continued.

	Corn.				Copper.				Cotton.			
	Actual price.		Relative price.		Actual price.		Relative price.		Actual price.		Relative price.	
	Russia.	U. S.	Rus- sia.	U. S.	Russia.	U. S.	Rus- sia.	U. S.	Russia.	U. S.	Rus- sia.	U. S.
Market	Odessa.	Chicago			Petro- grad.	New York.			Petro- grad.	New Orleans.		
Unit	Food	Bushel			Food	Pound			Food	Pound		
Base price	Rubles. 0. 69	Dolls. 0. 6797			Rubles. 16. 44	Dolls. 0. 1501			Rubles. 16. 47	Dolls. 0. 1306		
1913—Year	. 70	. 6150	102	90	17. 04	. 1573	104	105	16. 00	. 1270	97	97
Quarters—												
First	. 76	. 4880	110	72	17. 41	. 1627	106	108	15. 66	. 1250	95	96
Second	. 71	. 5742	104	84	16. 87	. 1544	103	103	15. 83	. 1242	96	95
Third	. 66	. 7105	96	105	16. 82	. 1530	102	102	15. 83	. 1252	96	96
Fourth	. 66	. 6946	96	102	17. 06	. 1587	104	106	16. 66	. 1335	101	102
Months—												
January	. 76	. 4788	111	70	17. 63	. 1761	107	117	15. 65	. 1256	95	96
February	. 76	. 4891	111	72	17. 36	. 1625	106	108	15. 60	. 1247	95	95
March	. 75	. 4945	109	73	17. 25	. 1494	105	100	15. 74	. 1246	96	95
April	. 75	. 5481	109	81	17. 02	. 1519	104	101	15. 84	. 1246	96	95
May	. 71	. 5688	104	84	16. 88	. 1563	103	104	15. 80	. 1231	96	94
June	. 68	. 6072	99	89	16. 70	. 1550	102	103	15. 85	. 1248	96	96
July	. 67	. 6150	98	90	16. 63	. 1463	101	97	15. 56	. 1242	94	95
August	. 65	. 7385	95	109	16. 76	. 1513	102	101	15. 51	. 1202	94	92
September	. 66	. 7472	96	110	17. 08	. 1613	104	107	16. 43	. 1311	100	100
October	. 67	. 6950	98	102	17. 08	. 1656	104	110	16. 71	. 1372	101	105
November	. 62	. 7183	90	106	17. 20	. 1655	105	110	16. 73	. 1336	102	102
December	. 68	. 6647	99	98	16. 90	. 1450	103	97	16. 55	. 1297	100	99
1914—Year	. 72	. 6950	104	102	17. 21	. 1338	105	89	17. 35	. 1119	105	85
Quarters—												
First	. 70	. 6243	102	92	16. 31	. 1467	99	98	16. 44	. 1294	100	99
Second	. 73	. 6918	106	102	15. 56	. 1419	95	95	16. 95	. 1342	103	103
Third	. 75	. 7727	106	114	17. 90	. 1276	109	85	18. 25	. 1123	111	83
Fourth	. 70	. 6911	102	102	19. 08	. 1190	116	79	17. 76	. 0718	108	55
Months—												
January	. 70	. 6175	102	91	16. 90	. 1488	103	99	16. 53	. 1296	100	99
February	. 69	. 6169	101	91	16. 24	. 1475	99	98	16. 50	. 1291	100	99
March	. 70	. 6403	102	94	15. 78	. 1438	96	96	16. 28	. 1295	99	99
April	. 70	. 6678	102	98	15. 66	. 1438	95	96	16. 75	. 1314	102	101
May	. 75	. 6930	109	102	15. 49	. 1420	94	95	17. 00	. 1335	103	102
June	. 74	. 7144	108	105	15. 53	. 1400	94	93	17. 10	. 1378	104	106
July	. 79	. 7060	115	104	15. 53	. 1340	94	89	17. 00	. 1331	103	102
August	. 70	. 8130	102	120	19. 08	. 1250	116	83	18. 50	. 1200	112	92
September	(a)	. 7891	b102	116	19. 08	. 1238	116	82	19. 25	. 0838	117	64
October	. 70	. 7338	102	108	19. 08	. 1170	116	78	17. 18	. 0692	104	53
November	. 70	. 6863	102	101	19. 08	. 1125	116	75	16. 80	. 0742	102	57
December	(a)	. 6425	b102	95	19. 08	. 1275	116	85	19. 30	. 0721	117	55

a No quotation.

b Interpolated.

## WHOLESALE PRICES IN RUSSIA AND THE UNITED STATES, BY MONTHS, QUARTERS, AND YEARS, 1913-1916—Continued.

	Corn.				Copper.				Cotton.			
	Actual price.		Relative price.		Actual price.		Relative price.		Actual price.		Relative price.	
	Russia.	U. S.	Rus- sia.	U. S.	Russia.	U. S.	Rus- sia.	U. S.	Russia.	U. S.	Rus- sia.	U. S.
Market . . . . .	Odessa.	Chicago			Petro- grad.	New York.			Petro- grad.	New Orleans.		
Unit . . . . .	Food.	Bushel.			Food.	Pound.			Food.	Pound.		
Base price . . . . .	Rubles. 9. 69	Dolls. 9. 6797			Rubles. 16. 44	Dolls. 0. 1501			Rubles. 16. 47	Dolls. 0. 1306		
1915—Year . . . . .	.67	.7250	98	107	25.33	.1726	154	115	25.99	.0962	158	74
Quarters—												
First . . . . .	.76	.7201	110	106	20.34	.1413	124	94	23.25	.0808	141	62
Second . . . . .	.72	.7514	105	111	24.59	.1775	150	118	26.61	.0921	162	71
Third . . . . .	.57	.7740	81	114	27.58	.1863	168	124	29.33	.0939	178	72
Fourth . . . . .	.58	.6339	84	93	28.82	.1854	175	124	24.75	.1181	150	90
Months—												
January . . . . .	.75	.7135	109	105	19.69	.1300	120	87	22.90	.0783	134	60
February . . . . .	.76	.7325	111	108	20.40	.1475	124	98	24.00	.0804	146	62
March . . . . .	.76	.7160	111	105	20.92	.1463	127	97	23.75	.0836	144	64
April . . . . .	.78	.7510	114	110	22.42	.1588	136	106	24.44	.0947	148	73
May . . . . .	.68	.7585	99	112	23.95	.1893	146	124	27.40	.0906	166	69
June . . . . .	.70	.7431	102	109	27.39	.1875	167	125	28.00	.0911	170	70
July . . . . .	.57	.7878	83	116	27.85	.1988	169	132	32.00	.0869	194	67
August . . . . .	.56	.8013	82	118	27.39	.1825	167	122	28.00	.0895	170	69
September . . . . .	(a)	.7431	b 77	109	27.50	.1775	167	118	28.00	.1053	170	81
October . . . . .	.50	.6246	73	92	28.06	.1800	171	120	26.95	.1203	158	92
November . . . . .	.65	.6291	95	93	28.44	.1788	173	119	24.10	.1155	146	88
December . . . . .	(a)	.6575	(a)	97	29.97	.1975	182	132	24.10	.1185	146	91
1916—Year . . . . .	.88	.8307	128	122	31.64	.2754	192	183	24.10	.1412	146	198
Quarters—												
First . . . . .	.76	.7306	111	107	34.86	.2509	212	167	24.10	.1175	146	90
Second . . . . .	.77	.7344	113	108	32.51	.2779	198	185	24.10	.1242	146	95
Third . . . . .	.77	.8407	113	124	30.32	.2675	184	178	24.10	.1417	146	109
Fourth . . . . .	1.12	.9464	164	139	28.85	.3054	176	203	24.10	.1813	146	139
Months—												
January . . . . .	(a)	.7500	(a)	110	34.25	.2288	208	152	24.10	.1205	146	92
February . . . . .	(a)	.7375	(a)	109	35.00	.2538	213	169	24.10	.1142	146	87
March . . . . .	.76	.7158	111	105	35.33	.2790	215	180	24.10	.1177	146	90
April . . . . .	.78	.7417	114	109	33.25	.2688	202	179	24.10	.1188	146	91
May . . . . .	.77	.7500	112	110	31.13	.2850	189	190	24.10	.1257	146	96
June . . . . .	.77	.7157	112	105	33.16	.2800	202	187	24.10	.1280	146	98
July . . . . .	.76	.7757	111	114	32.32	.2650	197	177	24.10	.1303	146	100
August . . . . .	.76	.8625	111	127	29.79	.2600	181	173	24.10	.1417	146	109
September . . . . .	.80	.8569	117	126	28.85	.2775	176	185	24.10	.1532	146	117
October . . . . .	1.09	.9572	159	141	28.85	.2850	176	190	24.10	.1723	146	132
November . . . . .	1.13	.9728	165	143	28.85	.2863	176	191	24.10	.1960	146	150
December . . . . .	1.15	.9092	168	134	28.85	.3450	176	230	(a)	.1757	b146	135

a No quotation.

b Interpolated.

WHOLESALE PRICES IN RUSSIA AND THE UNITED STATES, BY MONTHS, QUARTERS,  
AND YEARS, 1913-1916—Continued.

	Flaxseed.				Hemp.				Iron, pig, foundry.			
	Actual price.		Relative price.		Actual price.		Relative price.		Actual price.		Relative price.	
	Russia.	U. S.	Rus- sia.	U. S.	Russia.	U. S.	Rus- sia.	U. S.	Russia.	U. S.	Rus- sia.	U. S.
Market . . .	Rostov- o n - Don.	Minne- apolis.			Orel . . .	Ky . . .			Petro- grad.	Buffalo.		
Unit . . . . .	Food . . .	Bu. (56 lbs.).			Food . . .	Pound . . .			Food . . .	Ton . . .		
Base price . .	Rubles.	Dolls.			Rubles.	Dolls.			Rubles.	Dolls.		
	1.49	1.4722			4.12	0.1567			1.05	13.3733		
1913—Year . . .	1.43	1.3490	96	92	4.01	.1567	99	100	1.03	14.8700	98	111
Quarters—												
First . . . . .	1.47	1.2984	99	88	4.36	.1500	104	96	1.00	16.9200	95	127
Second . . . . .	1.40	1.2913	94	88	4.12	.1567	103	100	1.03	15.0733	98	113
Third . . . . .	1.44	1.4104	97	96	3.80	.1600	92	102	1.03	13.9033	98	104
Fourth . . . . .	1.42	1.3959	96	95	4.02	.1600	97	102	1.05	13.5933	100	102
Months—												
January . . . . .	1.46	1.2563	98	85	4.36	.1500	108	96	1.00	17.2500	95	129
February . . . . .	1.48	1.3525	100	92	(a)	.1500	b103	96	1.00	16.9700	95	127
March . . . . .	1.46	1.2863	98	87	(a)	.1500	b104	96	1.00	16.5400	95	124
April . . . . .	1.40	1.2525	94	85	(a)	.1500	b105	96	1.00	15.7100	95	117
May . . . . .	1.40	1.3275	94	90	4.23	.1600	103	102	1.05	15.3300	100	115
June . . . . .	1.40	1.2938	94	88	4.11	.1600	100	102	1.05	14.1800	100	106
July . . . . .	1.43	1.3613	96	92	3.87	.1600	94	102	1.05	13.7600	100	103
August . . . . .	(a)	1.4125	b97	96	3.80	.1600	92	102	1.00	13.9500	95	104
September . . . . .	1.45	1.4575	98	99	3.73	.1600	90	102	1.05	14.0000	100	105
October . . . . .	1.43	1.4250	96	97	3.81	.1600	92	102	1.05	14.0000	100	105
November . . . . .	1.39	1.3613	94	92	4.09	.1600	99	102	1.05	13.7100	100	103
December . . . . .	1.44	1.4013	97	95	4.15	.1600	101	102	1.05	13.0700	100	98
1914—Year . . .	1.39	1.5251	93	104	4.35	.1517	106	97	1.10	12.8400	104	96
Quarters—												
First . . . . .	1.49	1.5154	100	103	4.18	.1567	101	100	1.05	12.8033	100	96
Second . . . . .	1.58	1.5671	106	106	4.49	.1500	109	96	1.08	13.1933	103	99
Third . . . . .	1.33	1.6233	90	110	4.45	.1500	108	96	1.12	12.8933	107	96
Fourth . . . . .	1.13	1.3946	76	95	4.30	.1500	104	96	1.13	12.4733	107	93
Months—												
January . . . . .	1.47	1.4725	99	100	4.20	.1600	102	102	1.05	12.5100	100	94
February . . . . .	1.46	1.4900	98	101	4.25	.1600	103	102	1.05	12.7700	100	95
March . . . . .	1.54	1.5838	104	108	4.09	.1500	99	96	1.05	13.1300	100	98
April . . . . .	1.55	1.5600	104	106	4.18	.1500	101	96	1.08	13.5000	103	101
May . . . . .	1.58	1.5413	106	105	4.55	.1500	110	96	1.08	13.3200	103	100
June . . . . .	1.60	1.6000	108	109	4.75	.1500	115	96	1.08	12.7600	103	95
July . . . . .	1.60	1.5800	108	107	4.65	.1500	113	96	1.08	12.7500	103	95
August . . . . .	(a)	1.6800	b90	114	(a)	.1500	b108	96	1.16	12.9300	110	97
September . . . . .	1.06	1.6100	71	109	4.25	.1500	103	96	1.13	13.0000	107	97
October . . . . .	1.08	1.4025	73	95	(a)	.1500	b103	96	1.10	12.4600	104	93
November . . . . .	1.11	1.3350	75	91	4.28	.1500	104	96	1.13	12.0800	107	90
December . . . . .	1.21	1.4463	81	98	4.31	.1500	105	96	1.15	12.8800	109	96

a No quotation.

b Interpolated.

## WHOLESALE PRICES IN RUSSIA AND THE UNITED STATES, BY MONTHS, QUARTERS, AND YEARS, 1913-1918—Continued.

	Flaxseed.				Hemp.				Iron, pig, foundry.			
	Actual price.		Relative price.		Actual price.		Relative price.		Actual price.		Relative price.	
	Russia.	U. S.	Russia.	U. S.	Russia.	U. S.	Russia.	U. S.	Russia.	U. S.	Russia.	U. S.
Market	Rastovon-Don.	Minneapolis.			Orel.	Kentucky.			Petrograd.	Buffalo.		
Unit	Food.	Bu. (56 lbs.).			Food.	Pound.			Food.	Ton.		
Base price	Rubles. 1.49	Dolls. 1.4722			Rubles. 4.12	Dolls. 0.1567			Rubles. 1.05	Dolls. 13.3733		
1915—Year	1.34	1.7940	90	122	4.26	.1605	103	102	1.45	13.9800	138	105
Quarters—												
First	1.40	1.7813	94	121	4.04	.1508	98	96	1.18	12.8300	112	96
Second	1.41	1.8517	95	126	4.27	(a)	103	b100	1.26	12.7300	120	95
Third	1.19	1.6642	80	113	4.27	(a)	104	b105	1.56	13.7800	148	103
Fourth	1.37	1.8788	92	128	4.48	(a)	109	b109	1.82	16.5833	173	124
Months—												
January	1.31	1.6150	88	110	4.30	.1500	104	96	1.17	13.0000	111	97
February	1.40	1.8925	94	129	3.95	.1500	96	96	1.18	13.0000	112	97
March	1.48	1.8363	100	125	3.87	(a)	94	b97	1.18	12.4900	112	93
April	1.46	1.8675	98	127	3.85	(a)	93	b99	1.25	12.4400	119	93
May	1.44	1.9525	97	133	4.55	(a)	110	b100	1.25	12.9200	119	97
June	1.34	1.7350	90	118	4.40	(a)	107	b102	1.29	12.8300	122	96
July	1.22	1.7100	82	116	(a)	(a)	b105	b108	1.39	12.5800	132	94
August	1.23	1.6100	83	109	4.25	(a)	103	b105	1.63	13.5800	155	102
September	1.12	1.6725	75	114	4.28	(a)	104	b105	1.65	15.1800	157	114
October	1.24	1.7850	83	121	4.30	(a)	104	b107	1.74	15.5000	165	116
November	1.40	1.8500	94	126	4.43	(a)	107	b109	1.84	16.4800	175	123
December	1.48	2.0013	100	136	4.70	(a)	114	b110	1.88	17.7700	178	133
1916—Year	2.48	2.2283	167	151	7.02	.2167	170	138	1.95	20.6300	185	154
Quarters—												
First	1.84	2.2508	124	153	5.23	.1867	127	119	1.90	18.1733	181	136
Second	1.88	2.0450	133	139	6.75	.2100	164	134	1.61	18.8000	153	141
Third	2.32	1.9933	156	135	9.00	.2300	218	147	1.91	18.5967	181	139
Fourth	3.76	2.6242	253	178	(a)	.2400	(a)	153	2.38	26.9500	226	202
Months—												
January	1.69	2.1700	114	147	5.20	.1750	126	112	1.88	18.0000	178	135
February	1.86	2.2725	125	154	5.10	.1750	124	112	1.88	18.0000	178	135
March	1.98	2.3100	133	157	5.39	.2100	131	134	1.95	18.5200	185	138
April	1.98	2.1975	133	149	(a)	.2100	(a)	134	1.97	19.0000	187	142
May	1.97	2.0725	133	141	6.75	.2100	164	134	1.43	18.9000	136	141
June	1.98	1.8650	133	127	6.75	.2100	164	134	1.43	18.5000	136	138
July	1.98	1.7900	133	122	9.00	.2100	218	134	1.43	18.5000	136	138
August	2.09	2.1000	141	143	9.00	.2400	218	153	(a)	18.5000	(a)	138
September	2.89	2.0900	195	142	9.00	.2400	218	153	2.38	18.7900	226	141
October	3.69	2.4400	248	166	(a)	.2400	(a)	153	2.38	20.2300	226	151
November	3.58	2.6425	241	179	(a)	.2400	(a)	153	2.38	27.0600	226	202
December	4.02	2.7900	271	190	(a)	.2400	(a)	153	2.38	33.5600	226	251

a No quotation.

b Interpolated.

## WHOLESALE PRICES IN RUSSIA AND THE UNITED STATES, BY MONTHS, QUARTERS, AND YEARS, 1913-1916—Continued.

	Iron, sheet.				Lead, pig.				Naphtha.			
	Actual price.		Relative price.		Actual price.		Relative price.		Actual price.		Relative price.	
	Russia.	U. S.	Rus- sia.	U. S.	Russia.	U. S.	Rus- sia.	U. S.	Russia.	U. S.	Rus- sia.	U. S.
<b>Market</b> ....	<b>Petro-grad.</b>	<b>Pitts- burgh.</b>	.....	.....	<b>Petro-grad.</b>	<b>New York.</b>	.....	.....	<b>Moscow</b>	<b>New York.</b>	.....	.....
<b>Unit</b> .....	<b>Food</b> ...	<b>100 lbs.</b>	.....	.....	<b>Food</b> ...	<b>Pound</b>	.....	.....	<b>Food</b> ...	<b>Barrel</b>	.....	.....
<b>Base price</b> ...	<i>Rubles.</i>	<i>Dolls.</i>	.....	.....	<i>Rubles.</i>	<i>Dolls.</i>	.....	.....	<i>Rubles.</i>	<i>Dolls.</i>	.....	.....
1913—Year.....	1.77	1.9890	.....	.....	4.01	0.0418	.....	.....	0.66	7.0350	.....	.....
Quarters—	1.72	2.2000	97	111	3.90	.0437	97	105	.68	7.0686	103	100
First.....	1.69	2.3400	96	118	3.64	.0432	91	103	.73	7.0014	111	100
Second.....	1.69	2.3300	96	118	3.92	.0435	98	104	.60	7.1400	91	101
Third.....	1.69	2.1900	96	111	4.11	.0456	102	109	.69	7.1400	106	101
Fourth.....	1.79	1.9567	101	99	3.93	.0425	98	102	.70	7.0014	106	100
Months—	1.69	2.3200	96	117	3.71	.0432	93	103	.73	6.7200	111	96
January.....	1.69	2.3500	96	119	3.61	.0433	90	104	.73	7.1400	111	101
February.....	1.69	2.3500	96	119	3.61	.0433	90	104	.73	7.1400	111	101
March.....	1.69	2.3500	96	119	3.76	.0438	94	105	.63	7.1400	96	101
April.....	1.69	2.3500	96	119	3.98	.0434	99	104	.58	7.1400	88	101
May.....	1.69	2.2900	96	116	4.03	.0433	101	104	.58	7.1400	88	101
June.....	1.69	2.2500	96	114	4.12	.0435	103	104	.63	7.1400	96	101
July.....	1.69	2.2000	96	111	4.12	.0462	103	111	.71	7.1400	108	101
August.....	1.69	2.1200	96	107	4.08	.0470	102	112	.74	7.1400	113	101
September.....	1.79	2.0400	101	103	4.09	.0440	102	105	.74	7.1400	113	101
October.....	1.79	1.9800	101	100	3.87	.0429	97	103	.72	7.1400	110	101
November.....	1.79	1.8500	101	93	3.83	.0405	96	97	.63	6.7200	96	96
December.....	1.81	1.8900	102	95	5.63	.0386	141	02	.62	6.4764	94	92
1914—Year.....	1.81	1.8900	102	95	5.63	.0386	141	02	.62	6.4764	94	92
Quarters—	1.79	1.9200	101	97	4.08	.0404	102	97	.63	7.1400	96	101
First.....	1.79	1.8533	101	94	3.90	.0387	97	93	.61	6.8580	92	97
Second.....	1.79	1.8867	101	95	6.53	.0386	164	92	.62	6.0186	94	86
Third.....	1.79	1.8900	106	95	7.96	.0367	199	88	.62	5.8800	94	84
Fourth.....	1.86	1.8900	106	95	7.96	.0367	199	88	.62	5.8800	94	84
Months—	1.79	1.8600	101	94	4.07	.0411	102	98	.63	7.1400	96	101
January.....	1.79	1.9500	101	98	4.08	.0405	102	97	.63	7.1400	96	101
February.....	1.79	1.9500	101	98	4.10	.0397	102	95	.63	7.1400	96	101
March.....	1.79	1.9000	101	96	3.82	.0381	95	91	.63	7.1400	96	101
April.....	1.79	1.8500	101	93	3.92	.0390	98	93	.58	7.1400	88	101
May.....	1.79	1.8100	101	91	3.96	.0390	99	93	.61	6.3000	93	90
June.....	1.79	1.8000	101	91	3.95	.0389	99	93	.62	6.3000	94	90
July.....	1.79	1.8500	101	95	7.88	.0388	197	93	.62	5.8800	94	84
August.....	1.79	1.8900	101	100	7.90	.0383	197	92	.62	5.8800	94	84
September.....	1.79	1.9600	101	99	7.88	.0353	197	84	.61	5.8800	93	84
October.....	1.90	1.8800	108	95	8.00	.0368	200	88	.60	5.8800	91	84
November.....	1.90	1.8300	108	92	8.00	.0380	200	91	.64	5.8800	97	84
December.....	1.90	1.8300	108	92	8.00	.0380	200	91	.64	5.8800	97	84

## WHOLESALE PRICES IN RUSSIA AND THE UNITED STATES, BY MONTHS, QUARTERS, AND YEARS, 1913-1916—Continued.

	Iron, sheet.				Lead, pig.				Naphtha.			
	Actual price.		Relative price.		Actual price.		Relative price.		Actual price.		Relative price.	
	Russia.	U. S.	Rus- sia.	U. S.	Russia.	U. S.	Rus- sia.	U. S.	Russia.	U. S.	Rus- sia.	U. S.
Market.....	Petro- grad.	Pitte- burgh.			Petro- grad.	New York.			Moscow	New York.		
Unit.....	Pood.	109 lbs.			Pood.	Pound.			Pood.	Barrel.		
Base price..	Rubles. 1.77	Dolls. 1.9800			Rubles. 4.01	Dolls. 0.0418			Rubles. 0.66	Dolls. 7.0350		
1915—Year.....	2.05	1.9300	116	97	10.58	.0467	264	112	.97	6.2286	148	89
Quarters—												
First.....	1.94	1.8000	110	91	8.86	.0387	221	93	.71	5.5986	108	80
Second.....	2.00	1.7867	113	90	11.07	.0481	276	115	.83	5.4600	126	78
Third.....	2.00	1.8333	113	93	10.65	.0493	266	119	1.09	6.0186	165	86
Fourth.....	2.26	2.2867	128	115	11.90	.0504	297	121	1.23	7.8414	187	111
Months—												
January.....	1.90	1.8000	108	91	8.43	.0373	210	89	.64	5.8800	97	84
February.....	1.92	1.8000	109	91	8.65	.0383	216	92	.74	5.4600	113	78
March.....	2.00	1.8000	113	91	9.50	.0405	237	97	.74	5.4600	113	78
April.....	2.00	1.8000	113	91	(a)	.0422	(a)	101	.78	5.4600	119	78
May.....	2.00	1.8000	113	91	11.00	.0427	275	102	(a)	5.4600	b127	78
June.....	2.00	1.7600	113	89	11.13	.0593	278	142	.88	5.4600	134	78
July.....	2.00	1.7400	113	88	11.50	.0566	287	135	1.00	5.4600	152	78
August.....	2.00	1.8500	113	93	10.25	.0466	256	111	1.07	5.8800	163	84
September.....	2.00	1.9100	113	96	10.21	.0461	255	110	1.19	6.7200	181	96
October.....	2.08	2.0300	118	103	10.59	.0460	264	110	1.20	7.1400	183	101
November.....	2.25	2.3000	127	116	11.89	.0516	297	123	1.20	7.9800	183	113
December.....	2.45	2.5300	139	128	13.21	.0536	330	128	1.28	8.4000	195	119
1916—Year.....		3.0600		155	14.95	.0686	373	164	.95	9.6600	145	137
Quarters—												
First.....	2.68	2.6433	151	134	16.00	.0643	400	154	1.10	9.3786	168	133
Second.....	2.84	2.8967	161	146	20.08	.0734	501	176	.92	10.0800	140	143
Third.....	(a)	2.9033	(a)	147	11.66	.0647	291	155	.92	9.9414	140	141
Fourth.....	(a)	3.7833	(a)	191	12.42	.0719	310	172	.92	9.2400	140	131
Months—												
January.....	2.53	2.6000	143	131	15.50	.0592	387	142	1.28	8.8200	195	125
February.....	2.75	2.6000	156	131	16.50	.0625	412	150	(a)	9.2400	b168	131
March.....	2.75	2.7300	156	138	(a)	.0714	(a)	171	.92	10.0800	140	143
April.....	2.82	2.8900	160	146	21.50	.0763	537	183	.92	10.0800	140	143
May.....	2.85	2.9000	161	146	26.00	.0746	649	178	.92	10.0800	140	143
June.....	2.85	2.9000	161	146	12.75	.0694	318	166	.92	10.0800	140	143
July.....	2.85	2.9000	161	146	11.91	.0635	297	152	.92	10.0800	140	143
August.....	2.85	2.9000	161	146	11.25	.0624	281	149	.92	10.0800	140	143
September.....	(a)	2.9100	(a)	147	11.81	.0681	295	163	.92	9.6600	140	137
October.....	(a)	3.2300	(a)	163	12.25	.0700	306	167	.92	9.2400	140	131
November.....	(a)	3.7200	(a)	188	12.25	.0704	306	168	.92	9.2400	140	131
December.....	(a)	4.4000	(a)	222	12.75	.0751	318	180	.92	9.2400	140	131

a No quotation.

b Interpolated.

WHOLESALE PRICES IN RUSSIA AND THE UNITED STATES, BY MONTHS, QUARTERS, AND YEARS, 1913-1916—Continued.

	Oats.				Oil cake, linseed.				Petroleum, refined.			
	Actual price.		Relative price.		Actual price.		Relative price.		Actual price.		Relative price.	
	Russia.	U. S.	Rus- sia.	U. S.	Russia.	U. S.	Rus- sia.	U. S.	Russia.	U. S.	Rus- sia.	U. S.
Market . . .	Odessa.	Chicago.	.....	.....	Odessa.	Kansas City.	.....	.....	Petro- grad.	New York.	.....	.....
Unit . . . . .	Food...	Bushel.	.....	.....	Food...	Ton....	.....	.....	Food...	Barrel..	.....	.....
Base price..	Rubles. 0. 80	Dolls. 0. 4005	.....	.....	Rubles. 0. 94	Dolls. 32. 1167	.....	.....	Rubles. 1. 61	Dolls. 3. 7800	.....	.....
1913—Year . . . . .	. 85	. 3802	106	95	. 93	30. 6167	100	95	1. 69	3. 7800	105	100
Quarters—												
First . . . . .	. 91	. 3311	114	83	. 92	31. 6667	98	99	1. 70	3. 7800	106	100
Second . . . . .	. 90	. 3776	113	94	. 93	27. 6667	99	86	1. 70	3. 7800	106	100
Third . . . . .	. 81	. 4159	101	104	. 98	30. 9333	104	96	1. 70	3. 7800	106	100
Fourth . . . . .	. 77	. 3988	96	100	. 90	32. 2000	96	100	1. 64	3. 7800	102	100
Months—												
January . . . . .	. 89	. 3324	111	83	. 96	32. 0000	102	100	1. 71	3. 7800	106	100
February . . . . .	. 92	. 3347	115	84	. 90	32. 0000	96	100	1. 70	3. 7800	106	100
March . . . . .	. 92	. 3271	115	82	. 89	31. 0000	95	97	1. 70	3. 7800	106	100
April . . . . .	. 88	. 3466	110	87	. 94	28. 0000	100	87	1. 70	3. 7800	106	100
May . . . . .	. 92	. 3786	115	95	. 92	28. 0000	98	87	1. 70	3. 7800	106	100
June . . . . .	. 91	. 4075	114	102	. 93	27. 0000	99	84	1. 70	3. 7800	106	100
July . . . . .	. 89	. 3940	111	98	. 97	29. 0000	103	90	1. 70	3. 7800	106	100
August . . . . .	. 79	. 4208	99	105	. 99	29. 8000	105	93	1. 70	3. 7800	106	100
September . . . . .	. 75	. 4263	94	106	. 98	34. 0000	104	106	1. 70	3. 7800	106	100
October . . . . .	. 74	. 3972	93	99	. 91	32. 0000	97	102	1. 70	3. 7800	106	100
November . . . . .	. 76	. 3970	95	99	. 89	32. 0000	95	100	1. 66	3. 7800	103	100
December . . . . .	. 81	. 4027	101	101	. 89	32. 0000	95	100	1. 55	3. 7800	96	100
1914—Year . . . . .	. 87	. 4239	108	106	. 95	33. 2917	102	104	1. 62	3. 7800	100	100
Quarters—												
First . . . . .	. 79	. 3917	98	98	. 91	32. 6667	97	102	1. 55	3. 7800	96	100
Second . . . . .	. 83	. 3969	104	99	. 97	32. 6667	104	102	1. 55	3. 7800	96	100
Third . . . . .	. 83	. 4269	.....	107	1. 04	34. 1667	104	106	1. 55	3. 7800	96	100
Fourth . . . . .	1. 01	. 4802	126	120	(a)	33. 6667	(a)	105	1. 85	3. 7800	115	100
Months—												
January . . . . .	. 81	. 3889	101	97	. 91	32. 0000	97	100	1. 55	3. 7800	96	100
February . . . . .	. 77	. 3941	96	98	. 90	34. 0000	96	106	1. 55	3. 7800	96	100
March . . . . .	. 78	. 3930	98	98	. 91	32. 0000	97	100	1. 55	3. 7800	96	100
April . . . . .	. 78	. 3910	98	98	. 94	32. 0000	100	100	1. 55	3. 7800	96	100
May . . . . .	. 84	. 3985	105	100	. 99	32. 0000	105	100	1. 55	3. 7800	96	100
June . . . . .	. 88	. 4008	110	100	. 99	34. 0000	105	106	1. 55	3. 7800	96	100
July . . . . .	. 81	. 3722	101	93	1. 04	34. 0000	111	106	1. 55	3. 7800	96	100
August . . . . .	. 85	. 4193	106	105	(a)	33. 5000	(a)	104	(a)	3. 7800	(a)	100
September . . . . .	(a)	. 4911	(a)	123	(a)	35. 0000	(a)	109	(a)	3. 7800	(a)	100
October . . . . .	1. 02	. 4679	128	117	(a)	34. 0000	(a)	106	(a)	3. 7800	(a)	100
November . . . . .	. 96	. 4864	120	121	(a)	32. 0000	(a)	100	1. 70	3. 7800	106	100
December . . . . .	1. 04	. 4895	130	122	(a)	35. 0000	(a)	109	2. 00	3. 7800	124	100

(a) No quotation.



WHOLESALE PRICES IN RUSSIA AND THE UNITED STATES, BY MONTHS, QUARTERS, AND YEARS, 1913-1916—Continued.

	Oats.				Oil cake, linseed.				Petroleum, refined.			
	Actual price.		Relative price.		Actual price.		Relative price.		Actual price.		Relative price.	
	Russia.	U. S.	Russia.	U. S.	Russia.	U. S.	Russia.	U. S.	Russia.	U. S.	Russia.	U. S.
Market . . . . .	Odessa.	Chicago			Odessa.	Kansas City.			Petrograd.	New York.		
Unit . . . . .	Food	Bushel.			Food	Ton.			Food.	Barrel.		
Base price..	Rubles. 0. 80	Dolls. 0. 4005			Rubles. 0. 94	Dolls. 32. 1167			Rubles. 1. 61	Dolls. 3. 7800		
1915—Year . . . . .	1. 16	. 4805	145	120	. 82	37. 7917	87	118	2. 08	3. 6036	129	95
Quarters—												
First . . . . .	1. 17	. 5612	147	140	. 68	39. 0000	72	121	2. 00	3. 7800	124	100
Second . . . . .	(a)	. 5314		133	. 86	36. 3333	92	113	2. 00	3. 3600	124	89
Third . . . . .	1. 02	. 4513	127	113	. 88	36. 6667	94	114	2. 10	3. 7800	130	100
Fourth . . . . .	1. 30	. 3854	162	96	. 88	39. 1667	94	122	2. 21	3. 4986	137	93
Months—												
January . . . . .	1. 15	. 5366	144	134	. 65	36. 0000	59	112	2. 00	3. 7800	124	100
February . . . . .	1. 17	. 5761	146	144	. 65	40. 5000	69	126	2. 00	3. 7800	124	100
March . . . . .	1. 20	. 5770	150	144	. 83	40. 5000	88	126	2. 00	3. 7800	124	100
April . . . . .	(a)	. 5717	(a)	143	. 83	38. 0000	88	118	2. 00	3. 3600	124	89
May . . . . .	(a)	. 5343	(a)	133	. 88	36. 0000	94	112	2. 00	3. 3600	124	89
June . . . . .	(a)	. 4874	(a)	122	. 88	35. 0000	94	109	2. 00	3. 3600	124	89
July . . . . .	1. 03	. 5358	129	134	. 88	36. 0000	94	112	2. 10	3. 7800	130	100
August . . . . .	1. 02	. 4495	128	112	. 88	37. 0000	94	115	2. 10	3. 7800	130	100
September . . . . .	1. 00	. 3477	125	87	. 88	37. 0000	94	115	2. 10	3. 7800	130	100
October . . . . .	1. 08	. 3635	135	91	. 88	38. 5000	94	120	2. 10	3. 3600	130	89
November . . . . .	1. 43	. 3678	179	92	. 88	40. 0000	94	125	2. 22	3. 3600	138	89
December . . . . .	1. 38	. 4214	173	105	(a)	39. 0000	b 24	121	2. 30	3. 7800	143	100
1916—Year . . . . .	1. 63	. 4597	203	115		38. 5000		120	2. 52	3. 7800	157	100
Quarters—												
First . . . . .	1. 43	. 4557	178	114	. 88	39. 3333	93	122	2. 30	3. 7800	143	100
Second . . . . .	1. 50	. 4225	187	105	. 90	35. 0000	96	109	2. 39	3. 7800	149	100
Third . . . . .	1. 63	. 4384	204	109	1. 17	36. 6667	124	114	2. 55	3. 7800	158	100
Fourth . . . . .	1. 95	. 5234	244	131	(a)	43. 0000	(a)	134	2. 85	3. 7800	177	100
Months—												
January . . . . .	1. 40	. 4856	175	121	. 83	40. 0000	88	125	2. 30	3. 7800	143	100
February . . . . .	1. 42	. 4633	178	116	. 90	39. 0000	96	121	2. 30	3. 7800	143	100
March . . . . .	1. 46	. 4183	183	104	. 90	39. 0000	96	121	2. 30	3. 7800	143	100
April . . . . .	1. 49	. 4396	186	110	. 90	36. 0000	96	112	2. 37	3. 7800	147	100
May . . . . .	1. 43	. 4314	179	108	. 90	35. 0000	96	109	2. 40	3. 7800	149	100
June . . . . .	1. 57	. 3924	196	98	. 90	34. 0000	96	106	2. 40	3. 7800	149	100
July . . . . .	1. 63	. 4062	204	101	1. 10	34. 0000	117	106	2. 45	3. 7800	152	100
August . . . . .	1. 56	. 4491	195	112	1. 20	36. 0000	128	112	2. 60	3. 7800	162	100
September . . . . .	1. 70	. 4621	213	115	1. 20	40. 0000	128	125	2. 60	3. 7800	162	100
October . . . . .	1. 95	. 4944	244	123	(a)	40. 0000	(a)	125	2. 75	3. 7800	171	100
November . . . . .	1. 83	. 5566	229	139	(a)	43. 0000	(a)	134	2. 80	3. 7800	180	100
December . . . . .	2. 07	. 5201	259	130	(a)	46. 0000	(a)	143	2. 90	3. 7800	180	100

a No quotation.

b Interpolated.

## WHOLESALE PRICES IN RUSSIA AND THE UNITED STATES, BY MONTHS, QUARTERS, AND YEARS, 1913-1918—Continued.

	Rye.				Silk, raw.				Steel.			
	Actual price.		Relative price.		Actual price.		Relative price.		Actual price.		Relative price.	
	Russia.	U. S.	Rus- sia.	U. S.	Russia.	U. S.	Rus- sia.	U. S.	Russia.	U. S.	Rus- sia.	U. S.
<b>Market</b> ...	<b>Odessa.</b>	<b>Minne- apolia.</b>			<b>Moscow</b>	<b>New York.</b>			<b>Petro- grad.</b>	<b>Chicago</b>		
<b>Unit</b> .....	<b>Food</b> ...	<b>Bushel.</b>			<b>Food</b> ...	<b>Pound</b>			<b>Food</b> ...	<b>Pound</b>		
<b>Base price</b> ..	<i>Rubles.</i> 0. 81	<i>Dolls.</i> 0. 5653			<i>Rubles.</i> 308. 36	<i>Dolls.</i> 4. 1563			<i>Rubles.</i> 1. 65	<i>Dolls.</i> 0. 0146		
1913—Year.....	. 79	. 5656	98	100	285. 63	3. 9083	93	94	1. 60	. 0160	97	110
Quarters—												
First.....	. 86	. 5692	107	101	254. 44	3. 7583	83	90	1. 57	. 0163	95	112
Second.....	. 78	. 5658	97	100	267. 58	3. 7250	87	90	1. 57	. 0163	95	112
Third.....	. 76	. 5833	94	103	310. 86	4. 0583	101	98	1. 57	. 0163	95	112
Fourth.....	. 77	. 5442	96	96	309. 64	4. 0917	100	98	1. 67	. 0153	102	105
Months—												
January....	. 89	. 5850	110	103	250. 00	3. 7750	81	91	1. 57	. 0163	95	112
February...	. 87	. 5675	108	100	253. 33	3. 7750	82	91	1. 57	. 0163	95	112
March.....	. 83	. 5550	103	98	260. 00	3. 7250	84	90	1. 57	. 0163	95	112
April.....	. 84	. 5500	104	97	260. 00	3. 7250	84	90	1. 57	. 0163	95	112
May.....	. 79	. 5725	98	101	266. 50	3. 7250	86	90	1. 57	. 0163	95	112
June.....	. 71	. 5750	88	102	276. 25	3. 7250	90	90	1. 57	. 0163	95	112
July.....	. 74	. 5675	92	100	291. 25	3. 9000	94	94	1. 57	. 0163	95	112
August.....	. 77	. 5675	95	100	313. 00	3. 9000	102	94	1. 57	. 0163	95	112
September..	. 76	. 6150	94	109	328. 33	4. 3750	106	105	1. 57	. 0163	95	112
October.....	. 76	. 5675	94	100	316. 00	4. 2750	102	103	1. 67	. 0159	102	109
November...	. 77	. 5425	95	96	309. 17	4. 0750	100	98	1. 67	. 0158	102	108
December..	. 79	. 5225	98	92	303. 75	3. 9250	99	94	1. 67	. 0141	102	97
1914—Year.....	. 85	. 6974	105	123	318. 90	4. 0573	103	98	1. 67	. 0132	101	90
Quarters—												
First.....	. 82	. 5521	101	98	306. 11	4. 1750	99	100	1. 67	. 0137	102	94
Second.....	. 89	. 5817	110	103	306. 83	4. 3000	100	103	1. 67	. 0130	102	89
Third.....	. 83	. 7125	101	126	339. 31	4. 3250	110	104	1. 66	. 0135	101	92
Fourth.....	. 85	. 9433	105	167	323. 33	3. 4292	105	83	1. 66	. 0127	101	87
Months—												
January....	. 81	. 5513	100	98	305. 00	4. 0250	99	97	1. 67	. 0135	102	92
February...	. 82	. 5450	101	96	308. 33	4. 1750	100	100	1. 67	. 0137	102	95
March.....	. 82	. 5600	101	99	305. 00	4. 3250	99	104	1. 67	. 0138	102	95
April.....	. 85	. 5650	105	100	307. 50	4. 2625	100	103	1. 67	. 0133	102	91
May.....	. 91	. 5800	113	103	308. 00	4. 2625	100	103	1. 67	. 0129	102	88
June.....	. 90	. 6000	111	106	305. 00	4. 3750	99	105	1. 67	. 0128	102	88
July.....	. 86	. 5625	106	100	311. 25	4. 4750	101	108	1. 67	. 0129	102	88
August.....	. 80	. 6600	99	117	360. 00	4. 4250	117	106	1. 66	. 0137	101	94
September..	(a)	. 9150	b 97	162	346. 67	4. 0750	112	98	1. 66	. 0138	101	95
October.....	. 77	. 8400	95	149	333. 75	3. 6750	108	88	1. 66	. 0134	101	92
November...	. 83	. 9350	103	165	320. 00	3. 2875	104	79	1. 66	. 0127	101	87
December..	. 94	1. 0550	116	187	316. 25	3. 3250	103	80	1. 66	. 0120	101	82

a No quotation.

b Interpolated.

WHOLESALE PRICES IN RUSSIA AND THE UNITED STATES, BY MONTHS, QUARTERS, AND YEARS, 1913-1916—Continued.

	Rye.				Silk, raw.				Steel.			
	Actual price.		Relative price.		Actual price.		Relative price.		Actual price.		Relative price.	
	Russia.	U. S.	Rus-sia.	U. S.	Russia.	U. S.	Rus-sia.	U. S.	Russia.	U. S.	Rus-sia.	U. S.
<b>Market . . .</b>	<b>Odessa.</b>	<b>Minne-</b>			<b>Moscow</b>	<b>New</b>			<b>Petro-</b>	<b>Chicago</b>		
<b>Unit . . . . .</b>	<b>Food . .</b>	<b>apolis.</b>			<b>Food . .</b>	<b>York.</b>			<b>grad.</b>	<b>Food . .</b>		
		<b>Bushel.</b>				<b>Pound .</b>				<b>Pound .</b>		
<b>Base price . .</b>	<i>Rubles.</i>	<i>Dolls.</i>			<i>Rubles.</i>	<i>Dolls.</i>			<i>Rubles.</i>	<i>Dolls.</i>		
	0. 81	0. 5633			308. 36	4. 1563			1. 65	0. 0146		
1915—Year . . . . .	. 98	1. 0529	122	186	391. 43	3. 6365	127	87	1. 83	. 0148	111	101
Quarters—												
First . . . . .	1. 06	1. 1533	131	204	333. 96	3. 3750	108	81	1. 71	. 0130	104	89
Second . . . . .	1. 09	1. 1350	135	201	356. 94	3. 4583	116	83	1. 78	. 0137	108	94
Third . . . . .	. 80	. 9917	99	175	383. 50	3. 4583	124	83	1. 79	. 0149	109	102
Fourth . . . . .	. 98	. 9317	122	165	491. 33	4. 2542	159	102	2. 05	. 0177	125	121
Months—												
January . . . . .	1. 01	1. 1000	125	195	327. 50	3. 3250	106	80	1. 66	. 0129	101	88
February . . . . .	1. 11	1. 2650	137	224	336. 88	3. 4250	109	82	1. 68	. 0129	102	88
March . . . . .	1. 05	1. 0950	130	194	337. 50	3. 3750	109	81	1. 78	. 0133	108	91
April . . . . .	1. 08	1. 1050	134	195	342. 50	3. 4750	111	84	1. 78	. 0134	108	92
May . . . . .	1. 15	1. 1650	142	206	362. 50	3. 4750	118	84	1. 78	. 0137	108	94
June . . . . .	1. 05	1. 1350	130	201	365. 83	3. 4250	119	82	1. 79	. 0139	109	95
July . . . . .	. 91	1. 0650	113	188	379. 00	3. 4250	123	82	1. 79	. 0143	109	98
August . . . . .	. 78	1. 0450	97	185	392. 50	3. 4250	127	82	1. 79	. 0149	109	102
September . . . . .	. 71	. 8650	88	153	379. 00	3. 5250	123	85	1. 79	. 0154	109	105
October . . . . .	. 80	. 9150	99	162	389. 00	3. 7125	126	89	1. 83	. 0158	111	108
November . . . . .	1. 02	. 9550	126	169	497. 50	4. 1250	161	99	2. 01	. 0179	122	123
December . . . . .	1. 13	. 9250	140	164	587. 50	4. 9250	191	118	2. 31	. 0195	140	134
1916—Year . . . . .	1. 32	1. 0585	163	187		5. 4458		131		. 0283		194
Quarters—												
First . . . . .	1. 15	. 9367	142	166	772. 92	5. 4833	251	132	2. 54	. 0247	154	169
Second . . . . .	1. 16	. 9358	144	166	747. 25	5. 5167	242	133	2. 29	. 0277	139	190
Third . . . . .	1. 35	1. 0233	167	181	723. 54	5. 2000	235	125	2. 20	. 0287	134	197
Fourth . . . . .	1. 63	1. 3383	202	237		5. 5833		134	(a)	. 0319	(a)	218
Months—												
January . . . . .	1. 13	. 9300	140	165	713. 75	4. 6500	231	112	2. 39	. 0238	145	163
February . . . . .	1. 13	. 9950	140	176	795. 00	5. 2500	238	126	2. 61	. 0244	159	167
March . . . . .	1. 18	. 8850	146	157	810. 00	6. 5500	263	158	2. 61	. 0259	159	177
April . . . . .	1. 16	. 9450	144	167	781. 25	6. 2500	253	150	2. 47	. 0274	150	188
May . . . . .	1. 16	. 9275	144	164	737. 50	5. 1500	239	124	2. 20	. 0279	134	191
June . . . . .	1. 16	. 9350	144	165	723. 00	5. 2000	234	125	2. 20	. 0279	134	191
July . . . . .	1. 16	. 9450	144	167	725. 00	4. 9500	235	119	2. 20	. 0279	134	191
August . . . . .	1. 38	. 9650	171	171	727. 50	5. 3000	236	128	2. 20	. 0289	134	198
September . . . . .	1. 50	1. 1600	186	205	718. 13	5. 3500	233	129	(a)	. 0294	(a)	201
October . . . . .	1. 63	1. 2050	202	213	725. 00	5. 2500	235	126	(a)	. 0294	(a)	201
November . . . . .	1. 62	1. 3950	200	247	793. 75	5. 7500	257	138	(a)	. 0319	(a)	218
December . . . . .	1. 64	1. 4150	203	250		5. 7500		138	(a)	. 0344	(a)	236

a No quotation.

## WHOLESALE PRICES IN RUSSIA AND THE UNITED STATES, BY MONTHS, QUARTERS, AND YEARS, 1913-1916—Continued.

	Sugar, raw.				Tallow, mutton.				Tin, pig.			
	Actual price.		Relative price.		Actual price.		Relative price.		Actual price.		Relative price.	
	Russia.	U. S.	Rus- sia.	U. S.	Russia.	U. S.	Rus- sia.	U. S.	Russia.	U. S.	Rus- sia.	U. S.
Market....	Petro- grad.	New York.			Rostov- o n - Don.	Chicago			Petro- grad.	New York.		
Unit.....	Pood...	Pound			Pood...	Pound			Pood...	Pound		
Base price..	Rubles.	Dolls.			Rubles.	Dolls.			Rubles.	Dolls.		
1913—Year....	4.68	0.0340			6.97	0.0716			29.41	0.3819		
Quarters—												
First.....	4.78	.0351	102	103	6.89	.0707	99	99	33.59	.4432	114	116
Second.....	4.86	.0352	104	104	6.77	.0673	97	95	36.84	.4869	125	127
Third.....	4.83	.0336	103	99	6.82	.0686	98	96	35.50	.4773	121	125
Fourth.....	4.81	.0366	103	108	7.00	.0717	100	100	32.01	.4153	109	109
Months—												
January....	4.61	.0349	98	103	7.00	.0748	100	104	30.01	.3932	102	103
February....	4.85	.0354	104	104	6.78	.0669	97	93	37.63	.5045	128	132
March.....	4.85	.0348	104	102	6.78	.0688	97	96	36.61	.4873	125	128
April.....	4.88	.0354	104	104	6.74	.0676	97	94	36.28	.4688	123	123
May.....	4.82	.0340	103	100	6.70	.0688	96	96	37.86	.4912	129	129
June.....	4.81	.0334	103	98	6.86	.0701	98	98	35.81	.4914	122	129
July.....	4.87	.0334	104	98	6.90	.0669	99	93	32.82	.4493	112	118
August.....	4.89	.0355	104	104	(a)	.0676	b100	94	31.43	.4039	107	106
September..	4.88	.0371	104	109	7.00	.0713	100	100	32.54	.4172	111	109
October....	4.67	.0372	100	109	7.00	.0763	100	107	32.05	.4247	109	111
November..	4.59	.0347	98	102	7.00	.0763	100	107	31.33	.4050	107	106
December..	4.59	.0362	98	106	7.00	.0738	100	103	30.13	.3981	102	104
1914—Year....	4.64	.0335	99	99	7.00	.0744	100	104	28.56	.3764	97	99
Quarters—												
First.....	4.81	.0385	103	113	6.89	.0687	99	96	38.79	.3570	132	93
Second.....	4.65	.0326	99	96	7.00	.0713	100	100	29.95	.3859	102	101
Third.....	4.65	.0319	99	94	6.89	.0686	99	96	25.66	.3335	87	87
Fourth.....	4.94	.0480	105	141	6.65	.0680	97	95	45.88	.3838	156	100
Months—												
January....	4.98	.0414	106	122	6.85	.0667	98	93	53.67	.3250	183	85
February....	4.65	.0335	99	99	7.00	.0713	100	100	30.48	.3774	104	99
March.....	4.65	.0344	99	101	7.00	.0719	100	100	30.06	.3993	102	105
April.....	4.65	.0298	99	88	7.00	.0707	100	99	29.31	.3809	100	100
May.....	4.65	.0297	99	87	6.90	.0694	99	97	26.82	.3610	91	96
June.....	4.65	.0321	99	94	6.88	.0694	99	97	25.36	.3330	86	87
July.....	4.65	.0337	99	99	6.88	.0669	99	93	24.79	.3065	84	80
August.....	4.65	.0328	99	97	(a)	.0657	b98	92	25.38	.3175	86	83
September..	5.09	.0522	109	154	(a)	.0657	b97	92	54.25	.5060	184	132
October....	5.07	.0579	108	170	6.65	.0726	95	101	58.00	.3279	197	86
November..	5.00	.0446	107	131	6.70	.0476	96	94	57.00	.3040	194	80
December..	4.90	.0390	105	115	6.78	.0657	97	92	55.00	.3350	187	88
	5.05	.0398	108	117	7.06	.0669	101	93	49.00	.3360	167	88

a No quotation.

b Interpolated.

## WHOLESALE PRICES IN RUSSIA AND THE UNITED STATES, BY MONTHS, QUARTERS, AND YEARS, 1913-1918—Continued.

	Sugar, raw.				Tallow, mutton.				Tin, pig.			
	Actual price.		Relative price.		Actual price.		Relative price.		Actual price.		Relative price.	
	Russia.	U. S.	Rus- sia.	U. S.	Russia.	U. S.	Rus- sia.	U. S.	Russia.	U. S.	Rus- sia.	U. S.
Market.....	Petro- grad.	New York.			Rostov- on- Don.	Chicago			Petro- grad.	New York.		
Unit.....	Pood..	Pound..			Pood..	Pound..			Pood..	Pound..		
Base price..	Rubles.	Dolls.			Rubles.	Dolls.			Rubles.	Pound.		
	4. 68	0. 0340			6. 97	0. 0716			29. 41	0. 3819		
1915—Year.....	5. 92	. 0465	126	137	8. 56	. 0693	123	97	54. 44	. 3866	185	101
Quarters—												
First.....	5. 22	. 0451	111	133	7. 62	. 0681	108	95	53. 83	. 4019	183	105
Second.....	5. 98	. 0482	128	142	8. 10	. 0673	116	94	58. 37	. 4238	199	111
Third.....	6. 08	. 0465	136	137	10. 06	. 0638	144	89	62. 19	. 3501	177	92
Fourth.....	6. 40	. 0462	137	136	(a)	. 0777	(a)	109	52. 83	. 3707	185	97
Months—												
January.....	5. 05	. 0408	108	119	7. 27	. 0658	104	92	47. 25	. 3430	161	90
February.....	5. 21	. 0474	111	139	7. 47	. 0688	107	96	54. 25	. 3732	185	98
March.....	5. 39	. 0485	115	143	7. 82	. 0700	112	98	60. 00	. 4895	204	128
April.....	5. 79	. 0474	124	139	7. 99	. 0688	115	96	58. 86	. 4798	200	126
May.....	5. 96	. 0483	127	142	8. 14	. 0688	117	96	59. 00	. 3878	201	102
June.....	6. 18	. 0490	132	144	8. 18	. 0644	117	90	57. 25	. 4037	195	106
July.....	6. 18	. 0485	132	143	8. 91	. 0638	128	89	56. 00	. 3750	190	98
August.....	6. 04	. 0475	129	140	10. 09	. 0638	145	89	51. 40	. 3439	175	90
September.....	6. 03	. 0430	129	126	11. 17	. 0638	160	89	49. 17	. 3313	187	87
October.....	6. 40	. 0416	137	122	(a)	. 0663	(a)	93	50. 40	. 3308	171	87
November.....	6. 40	. 0485	137	143	(a)	. 0794	(a)	111	55. 25	. 3938	188	103
December.....	6. 40	. 0497	137	146	(a)	. 0875	(a)	122	(a)	. 3875	b195	101
1916—Year.....		. 0577		170	28. 91	. 0989	415	138	61. 09	. 4348	208	114
Quarters—												
First.....	6. 40	. 0503	137	148	17. 72	. 0904	254	126	60. 31	. 4498	205	118
Second.....	6. 40	. 0627	137	184	25. 06	. 1054	360	147	67. 08	. 4769	228	125
Third.....	6. 40	. 0584	137	172	29. 94	. 0881	430	123	54. 75	. 3857	186	101
Fourth.....		. 0598		175	39. 18	. 1115	562	156	62. 21	. 4267	212	112
Months—												
January.....	6. 40	. 0488	137	137	(a)	. 0856	(a)	120	59. 19	. 4188	201	110
February.....	6. 40	. 0494	137	145	15. 23	. 0950	219	133	59. 00	. 4283	201	112
March.....	6. 40	. 0558	137	164	20. 21	. 0906	290	127	62. 75	. 5042	214	132
April.....	6. 40	. 0611	137	180	22. 67	. 1013	325	141	71. 87	. 5175	244	135
May.....	6. 40	. 0643	137	189	24. 00	. 1106	344	154	72. 75	. 4915	247	129
June.....	6. 40	. 0630	137	185	28. 50	. 1044	409	146	56. 82	. 4218	193	110
July.....	6. 40	. 0633	137	186	29. 00	. 0950	416	133	53. 75	. 3846	183	101
August.....	6. 40	. 0576	137	169	29. 00	. 0808	416	113	54. 50	. 3854	185	101
September.....	6. 40	. 0542	137	159	31. 81	. 0888	456	124	56. 00	. 3871	190	101
October.....	6. 40	. 0634	137	186	38. 69	. 1038	555	145	60. 38	. 4116	205	108
November.....	6. 40	. 0632	137	186	38. 00	. 1144	545	160	63. 50	. 4417	216	116
December.....	(a)	. 0536	b137	158	40. 86	. 1163	586	162	62. 75	. 4287	213	112

a No quotation.

b Interpolated.

## WHOLESALE PRICES IN RUSSIA AND THE UNITED STATES, BY MONTHS, QUARTERS, AND YEARS, 1913-1916—Continued.

	Wheat.				Weel (in grease).			
	Actual price.		Relative price.		Actual price.		Relative price.	
	Russia.	U. S.	Russia.	U. S.	Russia.	U. S.	Russia.	U. S.
Market.....	Saratoo....	Kansas City.....	.....	.....	Rostov-on- Don.....	Boston.....	.....	.....
Unit.....	Pool.....	Bushel.....	.....	.....	Pool.....	Pound.....	.....	.....
Base price.....	Rubles. 0. 83	Dolls. 0. 8746	.....	.....	Rubles. 11. 13	Dolls. 0. 2317	.....	.....
1913—Year.....	. 91	. 8767	109	100	10. 90	. 2388	98	103
Quarters—								
First.....	1. 03	. 8769	124	100	10. 08	. 2708	91	117
Second.....	. 99	. 8979	119	103	11. 24	. 2350	98	101
Third.....	. 84	. 8602	101	98	11. 25	. 2250	101	97
Fourth.....	. 76	. 8725	92	100	11. 25	. 2242	101	97
Months—								
January.....	1. 05	. 8813	126	101	10. 08	. 2825	91 <sup>a</sup>	122
February.....	1. 01	. 8813	121	101	10. 08	. 2750	91	119
March.....	1. 04	. 8681	125	99	10. 08	. 2550	91	110
April.....	1. 05	. 8900	126	102	(a)	. 2550	b 94	110
May.....	. 99	. 8900	119	102	(a)	. 2250	b 98	97
June.....	. 94	. 9138	113	104	11. 24	. 2250	101	97
July.....	. 87	. 8575	104	98	11. 25	. 2250	101	97
August.....	. 84	. 8450	101	97	11. 25	. 2250	101	97
September.....	. 81	. 8781	97	100	11. 25	. 2250	101	97
October.....	. 74	. 8778	89	100	11. 25	. 2250	101	97
November.....	. 77	. 8656	92	99	11. 25	. 2250	101	97
December.....	. 78	. 8740	94	100	11. 25	. 2225	101	96
1914—Year.....	. 87	. 9391	104	107	11. 04	. 2502	99	108
Quarters—								
First.....	. 84	. 8705	101	100	11. 25	. 2292	101	99
Second.....	. 89	. 8951	107	102	10. 75	. 2483	97	107
Third.....	. 86	. 9106	103	104	10. 42	. 2717	94	117
Fourth.....	. 88	1. 0719	106	123	11. 75	. 2517	106	109
Months—								
January.....	. 80	. 8594	96	98	11. 25	. 2225	101	96
February.....	. 83	. 8675	100	99	11. 25	. 2325	101	100
March.....	. 89	. 8847	107	101	11. 25	. 2325	101	100
April.....	. 87	. 8765	104	100	11. 25	. 2350	101	101
May.....	. 88	. 8938	106	102	10. 75	. 2450	97	106
June.....	. 92	. 9150	112	105	10. 25	. 2650	92	114
July.....	. 89	. 8155	107	93	10. 25	. 2750	92	114
August.....	. 85	. 8719	102	100	10. 25	. 2750	92	119
September.....	. 83	1. 0445	100	119	10. 75	. 2650	97	116
October.....	. 84	1. 0219	101	117	11. 75	. 2450	106	109
November.....	. 87	1. 0738	104	123	11. 75	. 2550	106	110
December.....	. 94	1. 1200	113	128	11. 75	. 2550	106	110

<sup>a</sup> No quotation.<sup>b</sup> Interpolated.

WHOLESALE PRICES IN RUSSIA AND THE UNITED STATES, BY MONTHS, QUARTERS, AND YEARS, 1913-1916—Continued.

	Wheat.				Wool (in grease).			
	Actual price.		Relative price.		Actual price.		Relative price.	
	Russia.	U. S.	Russia.	U. S.	Russia.	U. S.	Russia.	U. S.
Market.....	Saratoo....	K a n s a s City.....	.....	.....	Rostov-on- Don.....	Boston.....	.....	.....
Unit.....	Pool.....	Bushel.....	.....	.....	Pool.....	Pound.....	.....	.....
Base price.....	Rubles. 0. 83	Dolls. 0. 8746	.....	.....	Rubles. 11. 13	Dolls. 0. 2317	.....	.....
1915—Year.....	1. 26	1. 2904	151	148	16. 98	. 3000	153	129
Quarters—								
First.....	1. 18	1. 4489	141	166	11. 75	. 2983	106	129
Second.....	1. 24	1. 4130	149	162	17. 63	. 2917	158	126
Third.....	1. 22	1. 2246	147	140	18. 50	. 3017	166	130
Fourth.....	1. 40	1. 0678	168	122	18. 50	. 3083	166	133
Months—								
January.....	1. 13	1. 3300	136	152	11. 75	. 2650	106	114
February.....	1. 20	1. 5297	144	175	11. 75	. 3050	106	132
March.....	1. 20	1. 4869	144	170	(a)	. 3250	(a)	140
April.....	1. 25	1. 5150	150	173	(a)	. 2950	(a)	127
May.....	1. 28	1. 5090	154	173	17. 50	. 2950	157	127
June.....	1. 19	1. 2150	143	139	17. 75	. 2850	160	123
July.....	1. 07	1. 3400	128	153	18. 50	. 2950	166	127
August.....	1. 27	1. 2575	152	144	18. 50	. 3050	166	132
September.....	1. 33	1. 0763	160	123	18. 50	. 3050	166	132
October.....	1. 23	1. 0720	148	123	18. 50	. 3050	166	132
November.....	1. 36	1. 0413	163	119	18. 50	. 3050	166	132
December.....	1. 61	1. 0900	193	125	18. 50	. 3150	166	136
1916—Year.....	.....	1. 3292	.....	152	21. 77	. 3529	196	152
Quarters—								
First.....	1. 63	1. 1652	196	133	18. 50	. 3233	166	142
Second.....	1. 78	1. 0873	214	124	23. 00	. 3350	207	145
Third.....	2. 19	1. 3356	263	153	23. 00	. 3517	207	152
Fourth.....	(a)	1. 7438	(a)	199	23. 00	. 3967	207	171
Months—								
January.....	1. 64	1. 2006	197	137	18. 50	. 3250	166	140
February.....	1. 65	1. 2250	198	140	18. 50	. 3250	166	140
March.....	1. 60	1. 0700	192	122	18. 50	. 3350	166	145
April.....	1. 74	1. 1363	209	130	(a)	. 3350	(a)	145
May.....	1. 80	1. 1075	216	127	23. 00	. 3350	207	145
June.....	1. 80	1. 0181	216	116	23. 00	. 3350	207	145
July.....	1. 80	1. 0850	216	124	23. 00	. 3450	207	149
August.....	2. 23	1. 3894	268	159	23. 00	. 3500	207	151
September.....	2. 55	1. 5325	306	175	23. 00	. 3600	207	155
October.....	(a)	1. 6520	(a)	189	23. 00	. 3650	207	158
November.....	(a)	1. 8594	(a)	213	23. 00	. 3950	207	170
December.....	(a)	1. 7200	(a)	197	23. 00	. 4300	207	186

a No quotation.





WHOLESALE PRICES IN JAPAN AND THE UNITED STATES, BY MONTHS, QUARTERS, AND YEARS, 1913-1918—Continued.

	Barley.				Beans.				Beef, good.			
	Actual price.		Relative price.		Actual price.		Relative price.		Actual price.		Relative price.	
	Japan.	U. S.	Japan.	U. S.	Japan.	U. S.	Japan.	U. S.	Japan.	U. S.	Japan.	U. S.
Market.....	Yokohama.	Chicago.			Yokohama.	General market.			Yokohama.	Chicago.		
Unit.....	Koku.	Bushel.			Koku.	Bushel.			Kin.	Pound.		
Base price.....	Yen. 5.95	Dolls. 0.6243			Yen. 19.13	Dolls. 2.1617			Yen. 23.75	Dolls. 0.1297		
1916—Year.....	4.60	.8750	77	140	13.22	4.2492	69	197	27.04	.1382	114	107
Quarters—												
First.....	4.10	.7454	69	119	12.20	3.4133	64	158	24.83	.1375	105	106
Second.....	3.90	.7446	66	119	11.77	3.5667	62	165	26.67	.1388	112	107
Third.....	4.48	.9029	75	145	12.68	4.7600	66	220	27.67	.1388	116	107
Fourth.....	5.93	1.1050	100	177	16.22	5.2567	85	243	29.00	.1375	122	106
Months—												
January.....	4.35	.7630	73	122	12.50	3.4700	65	161	24.00	.1375	101	106
February.....	4.00	.7538	67	121	12.25	3.4306	64	159	25.00	.1375	105	106
March.....	3.95	.7150	66	115	11.85	3.3400	62	155	25.50	.1375	107	106
April.....	4.00	.7330	67	117	11.65	3.4200	61	158	26.50	.1375	112	106
May.....	3.90	.7550	66	121	11.85	3.5600	62	165	26.50	.1375	112	106
June.....	3.80	.7488	64	120	11.80	3.7200	62	172	27.00	.1415	114	109
July.....	4.30	.7420	72	119	11.90	5.0900	62	235	27.00	.1413	114	109
August.....	4.75	.9288	80	149	13.00	4.5900	68	212	28.00	.1375	118	106
September.....	4.40	1.0430	74	167	13.15	4.6000	69	213	28.00	.1375	118	106
October.....	4.90	1.0675	82	171	13.25	4.4700	69	207	28.00	.1375	118	106
November.....	6.15	1.1463	103	184	17.30	5.5300	90	256	29.50	.1375	124	106
December.....	6.75	1.1020	113	177	18.10	5.7700	95	267	29.50	.1375	124	106
1917—Year.....	8.07	1.3232	136	212	17.90	7.2858	94	337	38.54	.1672	162	129
Quarters—												
First.....	6.20	1.1988	104	192	15.20	6.0900	79	282	33.83	.1431	142	110
Second.....	6.95	1.3800	117	221	23.28	8.4333	122	390	37.00	.1606	156	124
Third.....	8.72	1.3523	146	217	15.03	7.3500	79	340	38.00	.1762	160	136
Fourth.....	10.42	1.3615	175	218	18.07	7.2700	94	336	45.33	.1888	191	146
Months—												
January.....	6.00	1.2000	101	192	16.00	5.7100	84	264	33.50	.1375	141	106
February.....	6.15	1.1688	103	187	14.30	6.0700	75	281	34.00	.1413	143	109
March.....	6.45	1.2220	108	196	15.30	6.4900	80	300	34.00	.1490	143	115
April.....	6.75	1.3688	113	219	17.60	7.3700	92	341	36.00	.1600	152	123
May.....	6.70	1.4538	118	233	29.00	8.9400	152	414	37.50	.1600	158	123
June.....	7.40	1.3900	124	213	23.25	8.9900	122	416	37.50	.1615	158	125
July.....	8.15	1.4150	137	227	16.25	8.0700	85	373	37.50	.1638	158	126
August.....	8.75	1.3325	147	213	15.00	7.2900	78	337	37.50	.1713	158	132
September.....	9.25	1.3180	155	211	13.85	6.6900	72	309	39.00	.1900	164	146
October.....	10.00	1.3063	168	209	16.25	7.4800	85	346	45.00	.1900	189	145
November.....	10.00	1.2838	168	206	18.85	7.3300	99	339	45.00	.1900	189	146
December.....	11.25	1.4680	189	235	19.10	7.0000	100	324	46.00	.1870	194	144
1918—Year.....		1.4611		234		6.2025		287		.2213		171
Quarters—												
First.....	14.15	1.8131	238	290	22.02	7.0100	115	324	49.33	.1750	208	135
Second.....	13.17	1.4435	221	231	21.02	6.6333	110	307	53.33	.2227	225	172
Third.....	14.65	1.1225	246	180	21.82	5.8867	114	272	56.00	.2423	236	187
Fourth.....		.9625		154		5.2800		244		.2450		189
Months—												
January.....	12.75	1.5263	214	244	20.85	7.0000	109	324	48.00	.1750	202	135
February.....	14.85	1.8175	249	291	21.95	7.0800	115	328	49.00	.1750	206	135
March.....	14.85	2.0390	249	327	23.25	6.9500	122	322	51.00	.1750	215	135
April.....	14.60	1.7263	245	277	22.55	6.9500	118	322	52.00	.2050	219	158
May.....	12.65	1.4538	212	233	20.50	6.6700	107	309	53.00	.2250	223	173
June.....	12.25	1.2090	206	194	20.00	6.2800	105	291	55.00	.2375	232	183
July.....	12.90	1.1225	217	180	21.00	5.8800	110	272	55.00	.2400	232	185
August.....	15.40	(a)	259	276	22.85	6.1100	119	293	57.00	.2420	240	187
September.....	15.65	(a)	263	268	21.60	5.6700	113	262	56.00	.2450	236	189
October.....	14.85	(a)	249	260	23.00	5.5200	120	255	60.00	.2450	253	189
November.....		.9700		155		5.4600		253		.2450		189
December.....		.9588		154		4.8600		225		.2450		189

a No quotation.

b Interpolated.

WHOLESALE PRICES IN JAPAN AND THE UNITED STATES, BY MONTHS, QUARTERS, AND YEARS, 1913-1918—Continued.

	Brick, building.				Coal, bituminous.				Copper, crude.			
	Actual price.		Relative price.		Actual price.		Relative price.		Actual price.		Relative price.	
	Japan.	U. S.	Japan.	U. S.	Japan.	U. S.	Japan.	U. S.	Japan.	U. S.	Japan.	U. S.
<b>Market.</b> .....	<b>Yokohama.</b>	<b>New York.</b>			<b>Yokohama.</b>	<b>Pittsburgh.</b>			<b>Osaka.</b>	<b>New York.</b>		
<b>Unit.</b> .....	<b>10,000.</b>	<b>1,000.</b>			<b>Ton.</b>	<b>Ton.</b>			<b>100 kin.</b>	<b>Pound.</b>		
<b>Base price.</b> ...	<b>Yen.</b>	<b>Dolls.</b>			<b>Yen.</b>	<b>Dolls.</b>			<b>Yen.</b>	<b>Dolls.</b>		
	132.08	5.9583			9.71	1.2600			37.35	0.1521		
<b>1913—Year.</b> .....	132.92	6.5625	101	110	9.46	1.2700	97	101	37.87	.1570	101	103
<b>Quarters—</b>												
<b>First.</b> .....	130.00	7.0000	98	117	9.33	1.2800	96	102	38.89	.1574	104	103
<b>Second.</b> .....	133.33	6.9583	101	117	9.50	1.2400	98	98	35.14	.1545	94	102
<b>Third.</b> .....	135.00	6.3333	102	106	9.50	1.2400	98	98	38.74	.1576	104	104
<b>Fourth.</b> .....	133.33	5.9583	101	100	9.50	1.3200	98	105	38.70	.1584	104	104
<b>Months—</b>												
<b>January.</b> .....	130.00	7.0000	98	117	9.00	1.3200	93	105	41.44	.1689	111	111
<b>February.</b> .....	130.00	7.0000	98	117	9.50	1.2600	98	100	38.64	.1538	103	101
<b>March.</b> .....	130.00	7.0000	98	117	9.50	1.2600	98	100	36.58	.1496	98	98
<b>April.</b> .....	130.00	7.0000	98	117	9.50	1.2400	98	98	38.40	.1555	103	102
<b>May.</b> .....	135.00	7.0000	102	117	9.50	1.2700	98	101	39.40	.1573	105	103
<b>June.</b> .....	135.00	6.8750	102	115	9.50	1.2100	98	96	27.62	.1508	74	99
<b>July.</b> .....	135.00	6.7500	102	113	9.50	1.2200	98	97	37.05	.1477	99	97
<b>August.</b> .....	135.00	6.2500	102	105	9.50	1.2700	98	101	38.68	.1579	104	104
<b>September.</b> .....	135.00	6.0700	102	101	9.50	1.2400	98	98	40.49	.1672	108	110
<b>October.</b> .....	135.00	6.9000	102	101	9.50	1.3600	98	108	40.01	.1681	107	111
<b>November.</b> .....	130.00	6.0000	98	101	9.50	1.3600	98	108	39.10	.1590	105	105
<b>December.</b> .....	135.00	5.8750	102	99	9.50	1.2300	98	98	36.99	.1482	99	97
<b>1914—Year.</b> .....	130.00	5.5213	98	93	9.88	1.1700	102	93	33.24	.1361	89	89
<b>Quarters—</b>												
<b>First.</b> .....	130.00	5.9167	98	99	9.83	1.2400	101	98	36.56	.1482	98	97
<b>Second.</b> .....	130.00	5.6250	98	94	10.00	1.2200	103	97	35.42	.1442	95	95
<b>Third.</b> .....	130.00	5.4167	98	91	10.00	1.1200	103	89	31.89	.1295	85	85
<b>Fourth.</b> .....	130.00	5.1667	98	87	9.67	1.0900	100	87	29.11	.1225	78	81
<b>Months—</b>												
<b>January.</b> .....	130.00	6.0000	98	101	9.50	1.2500	98	99	36.52	.1477	98	97
<b>February.</b> .....	130.00	6.0000	98	101	10.00	1.2400	103	98	36.76	.1498	98	98
<b>March.</b> .....	130.00	5.7500	98	97	10.00	1.2400	103	98	36.40	.1472	97	97
<b>April.</b> .....	130.00	5.6250	98	94	13.00	1.2200	103	97	36.56	.1468	98	97
<b>May.</b> .....	130.00	5.6250	98	94	10.00	1.2400	103	98	35.37	.1444	95	95
<b>June.</b> .....	130.00	5.6250	98	94	10.00	1.1900	103	94	34.32	.1415	92	83
<b>July.</b> .....	130.00	5.5000	98	92	10.00	1.1900	103	94	33.07	.1373	89	90
<b>August.</b> .....	130.00	5.5000	98	92	10.00	1.1600	103	92	31.50	.1268	84	83
<b>September.</b> .....	130.00	5.2500	98	88	10.00	1.0000	103	79	31.11	.1244	83	82
<b>October.</b> .....	130.00	5.2500	98	88	10.00	1.0500	103	83	29.40	.1167	79	77
<b>November.</b> .....	130.00	5.1250	98	86	9.50	1.1400	98	90	27.29	.1193	73	78
<b>December.</b> .....	130.00	5.1250	98	86	9.50	1.0900	98	87	30.63	.1316	82	87
<b>1915—Year.</b> .....	129.17	6.0521	98	102	9.29	1.0400	96	83	40.88	.1764	109	116
<b>Quarters—</b>												
<b>First.</b> .....	130.00	5.6667	98	95	9.50	1.1100	98	88	34.18	.1458	92	96
<b>Second.</b> .....	128.33	6.0417	97	101	9.50	.9900	98	79	43.33	.1872	116	123
<b>Third.</b> .....	130.00	5.7083	98	96	9.17	.9400	94	75	40.55	.1822	109	120
<b>Fourth.</b> .....	128.33	6.7917	97	114	9.00	1.1000	93	87	45.47	.1906	122	125
<b>Months—</b>												
<b>January.</b> .....	130.00	5.5000	98	92	9.50	1.1200	98	89	32.59	.1389	87	91
<b>February.</b> .....	130.00	5.7500	98	97	9.50	1.1300	98	90	34.24	.1473	91	97
<b>March.</b> .....	130.00	5.7500	98	97	9.50	1.0900	98	87	35.71	.1511	96	99
<b>April.</b> .....	125.00	5.8750	95	99	9.50	1.0500	98	83	40.73	.1743	109	115
<b>May.</b> .....	130.00	6.1250	98	103	9.50	.9800	98	78	43.31	.1881	116	124
<b>June.</b> .....	130.00	6.1250	98	103	9.50	.9500	98	75	45.95	.1992	123	131
<b>July.</b> .....	130.00	5.7500	98	97	9.50	.9300	98	74	43.21	.1942	116	128
<b>August.</b> .....	130.00	5.6250	98	94	9.00	.9400	93	75	39.16	.1747	105	115
<b>September.</b> .....	130.00	5.7500	98	97	9.00	.9600	93	76	39.28	.1776	105	117
<b>October.</b> .....	125.00	6.2500	95	105	9.00	.9900	93	79	42.95	.1793	115	118
<b>November.</b> .....	130.00	6.7500	98	113	9.00	1.1200	93	89	45.51	.1886	122	124
<b>December.</b> .....	130.00	7.3750	98	124	9.00	1.1800	93	94	47.96	.2038	128	134

## WHOLESALE PRICES IN JAPAN AND THE UNITED STATES, BY MONTHS, QUARTERS, AND YEARS, 1913-1918—Continued.

	Brick, building.				Coal, bituminous.				Copper, crude.			
	Actual price.		Relative price.		Actual price.		Relative price.		Actual price.		Relative price.	
	Japan.	U. S.	Japan.	U. S.	Japan.	U. S.	Japan.	U. S.	Japan.	U. S.	Japan.	U. S.
Market.....	Yokohama.	New York.			Yokohama.	Pittsburgh.			Osaka.	New York.		
Unit.....	10,000.	1,000.			Ton.	Ton.			100 kin.	Pound.		
Base price.	Yen. 132.08	Dolls. 5.9583			Yen. 9.71	Dolls. 1.2600			Yen. 37.35	Dolls. 0.1521		
1916—Year.....	161.67	8.0347	122	135	10.79	2.0700	111	164	62.76	.2817	168	185
Quarters—												
First.....	133.33	8.6389	101	145	9.00	1.4300	93	113	58.55	.2632	157	173
Second.....	166.67	7.7778	128	131	9.50	1.4100	98	112	64.91	.2355	174	188
Third.....	170.00	7.1808	129	121	10.17	1.4100	105	112	57.18	.2675	153	176
Fourth.....	176.67	8.5417	134	143	14.50	4.0230	149	319	70.40	.3106	188	204
Months—												
January.....	130.00	8.7500	98	147	9.00	1.5800	93	125	51.20	.2110	137	158
February.....	130.00	8.7500	98	147	9.00	1.4400	93	114	60.46	.2744	162	180
March.....	140.00	8.4167	106	141	9.00	1.2700	93	101	63.99	.2742	171	180
April.....	170.00	7.9167	129	133	9.50	1.2300	98	98	63.42	.2892	170	190
May.....	160.00	7.7500	121	130	9.50	1.2800	98	102	70.27	.2929	188	193
June.....	170.00	7.6667	129	129	9.50	1.7200	98	137	61.05	.2744	163	180
July.....	170.00	7.1667	129	120	10.00	1.3400	103	106	53.63	.2581	144	170
August.....	170.00	7.1250	129	120	10.00	1.3500	103	107	58.01	.2658	155	175
September.....	170.00	7.2500	129	122	10.50	1.5300	108	121	59.91	.2786	160	183
October.....	170.00	7.7500	129	130	12.50	2.5600	129	203	67.40	.2338	180	187
November.....	180.00	8.5000	136	143	15.50	4.9200	160	390	68.36	.3171	183	208
December.....	180.00	9.3750	136	157	15.50	4.5900	160	364	75.43	.3308	202	217
1917—Year.....	207.50	8.8850	157	149	23.33	3.5800	240	284	(a)	.2918	(a)	192
Quarters—												
First.....	191.67	9.4583	145	159	16.17	4.7900	167	380		.3307		217
Second.....	205.00	9.9167	155	166	18.83	4.3600	194	346		.3190		210
Third.....	205.00	8.2083	155	138	27.67	2.8400	285	255		.2824		186
Fourth.....	228.33	7.9583	173	134	30.67	2.3100	316	183		.2350		155
Months—												
January.....	185.00	9.1250	140	153	15.50	4.6800	160	371		.2983		196
February.....	195.00	9.6250	148	162	16.00	5.2100	165	413		.3405		224
March.....	195.00	9.6250	148	162	17.00	4.4900	175	356		.3533		232
April.....	205.00	10.0000	155	168	18.00	3.5100	185	279		.3246		213
May.....	205.00	10.0000	155	168	19.00	4.6100	196	366		.3190		210
June.....	205.00	9.7500	155	164	19.50	4.9700	201	394		.3135		206
July.....	205.00	8.8750	155	149	24.00	3.2500	247	258		.2979		196
August.....	205.00	8.0900	155	134	29.00	3.2500	299	258		.2875		189
September.....	205.00	7.7500	155	130	30.00	2.0100	309	160		.2619		172
October.....	225.00	8.1250	170	136	32.00	2.0100	330	160		.2350		155
November.....	225.00	7.7500	170	130	30.00	2.4600	309	195		.2350		155
December.....	235.00	8.0000	178	134	30.00	2.4600	309	195		.2350		155
1918—Year.....		11.9271		200		2.4000		190	(a)	.2468	(a)	162
Quarters—												
First.....	251.67	9.7222	191	163	34.33	2.4600	354	195		.2350		155
Second.....	261.67	10.2917	198	173	36.00	2.4300	371	193		.2350		155
Third.....	288.33	13.6111	218	228	35.67	2.3600	367	187		.2596		171
Fourth.....		14.0833		236		2.3600		187		.2576		169
Months—												
January.....	245.00	8.6667	185	145	33.00	2.4600	340	195		.2350		155
February.....	255.00	10.3750	193	174	35.00	2.4600	361	195		.2350		155
March.....	255.00	10.1250	193	170	35.00	2.4600	361	195		.2350		155
April.....	250.00	9.8750	189	166	38.00	2.4600	391	195		.2350		155
May.....	250.00	10.1250	189	170	35.00	2.4600	361	195		.2350		155
June.....	285.00	10.8750	216	183	35.00	2.3600	361	187		.2350		155
July.....	285.00	12.7500	216	214	35.00	2.3600	361	187		.2589		170
August.....	285.00	14.3333	216	241	38.00	2.3600	391	187		.2600		171
September.....	295.00	13.7500	223	231	34.00	2.3600	350	187		.2600		171
October.....	310.00	13.5000	235	227		2.3600		187		.2690		171
November.....		13.7500		231		2.3600		187		.2600		171
December.....		15.0000		252		2.3600		187		.2529		166

a No publication available in the United States.

## WHOLESALE PRICES IN JAPAN AND THE UNITED STATES, BY MONTHS, QUARTERS, AND YEARS, 1913-1918—Continued.

	Cotton.				Cotton, cloth.				Cotton, yarn.			
	Actual price.		Relative price.		Actual price.		Relative price.		Actual price.		Relative price.	
	Japan.	U. S.	Japan.	U. S.	Japan.	U. S.	Japan.	U. S.	Japan.	U. S.	Japan.	U. S.
Market.....	Yokohama.	New York.	Yokohama.	Boston.	Yokohama.	New York.	Yokohama.	New York.	Yokohama.	New York.	Yokohama.	New York.
Unit.....	100 kin.	Pound.	Tan.	Yard.	100 kin.	Pound.	100 kin.	Pound.	100 kin.	Pound.	100 kin.	Pound.
Base price...	Yen. 30.37	Dolls. 0.1312			Yen. 0.43	Dolls. 0.0833			Yen. 58.98	Dolls. 0.5783		
1913—Year.....	32.36	.1279	107	97	.44	.0842	102	101	59.37	.5783	101	100
Quarters—												
First.....	32.13	.1282	106	98	.44	.0850	102	102	59.33	.5467	101	95
Second.....	32.15	.1216	106	93	.44	.0842	102	101	59.28	.5933	101	103
Third.....	32.65	.1264	107	96	.43	.0825	101	99	59.67	.5900	101	102
Fourth.....	32.50	.1356	107	103	.44	.0850	103	102	59.20	.5833	100	101
Months—												
January.....	32.30	.1306	106	100	.44	.0850	103	102	58.33	.5200	99	90
February.....	32.30	.1280	106	98	.44	.0850	102	102	59.33	.5200	101	90
March.....	31.80	.1259	105	96	.44	.0850	102	102	60.33	.6000	102	104
April.....	32.30	.1229	106	94	.44	.0850	102	102	60.00	.6000	102	104
May.....	32.65	.1200	107	91	.44	.0850	103	102	60.00	.5900	102	102
June.....	31.50	.1219	104	93	.44	.0825	102	99	57.83	.5900	98	102
July.....	32.20	.1235	106	94	.43	.0825	101	99	59.33	.5900	101	102
August.....	31.25	.1211	103	92	.43	.0825	101	99	59.33	.5900	101	102
September.....	34.50	.1346	114	103	.44	.0825	102	99	60.33	.5900	102	102
October.....	34.00	.1400	112	107	.44	.0850	103	102	60.33	.5900	102	102
November.....	33.00	.1368	109	104	.44	.0850	103	102	60.17	.5900	102	102
December.....	30.50	.1300	100	99	.45	.0850	104	102	57.11	.5700	97	99
1914—Year.....	26.50	.1121	87	92	.36	.0798	84	96	55.32	.5517	94	95
Quarters—												
First.....	28.83	.1292	95	98	.43	.0833	101	100	59.39	.5700	101	99
Second.....	27.50	.1336	91	102	.40	.0825	94	99	57.67	.5700	98	99
Third.....	27.33	.1117	90	96	.31	.0825	73	99	54.00	.5700	92	99
Fourth.....	22.33	.0738	74	58	.29	.0709	68	85	50.22	.4967	85	86
Months—												
January.....	30.00	.1270	99	97	.44	.0850	103	102	59.67	.5700	101	99
February.....	29.00	.1280	96	98	.43	.0825	101	99	59.00	.5700	100	99
March.....	27.50	.1326	91	101	.43	.0825	101	99	59.49	.5700	101	99
April.....	28.00	.1318	92	100	.42	.0825	98	99	59.00	.5700	100	99
May.....	27.00	.1345	89	103	.40	.0825	92	99	57.67	.5700	98	99
June.....	27.50	.1346	91	103	.40	.0825	92	99	56.33	.5700	96	99
July.....	28.00	.1313	92	100	.32	.0825	75	99	55.00	.5700	93	99
August.....	27.50	.1200	91	91	.31	.0825	73	99	54.33	.5700	92	99
September.....	26.50	(a)	87	b 64	.31	.0825	73	99	52.67	.5700	89	99
October.....	23.00	(a)	76	b 53	.31	.0738	73	89	51.67	.5400	88	93
November.....	22.00	.0763	72	58	.29	.0738	68	89	50.33	.4750	85	82
December.....	22.00	.0759	72	58	.27	.0650	63	78	48.67	.4750	83	82
1915—Year.....	24.42	.1015	80	77	.29	.0681	68	82	51.75	.5242	88	91
Quarters—												
First.....	23.00	.0860	76	66	.29	.0650	67	78	49.50	.4750	84	82
Second.....	23.10	.0993	76	76	.30	.0667	70	80	51.11	.4817	87	83
Third.....	24.23	.0985	80	75	.28	.0675	66	81	51.44	.5183	87	90
Fourth.....	27.33	.1225	90	93	.29	.0733	69	88	54.94	.6217	93	108
Months—												
January.....	22.50	.0828	74	63	.27	.0650	63	78	48.50	.4750	82	82
February.....	23.50	.0854	77	65	.31	.0650	73	78	49.33	.4750	84	82
March.....	23.00	.0899	76	69	.28	.0650	66	78	50.66	.4750	86	82
April.....	23.30	.1029	77	78	.30	.0650	70	78	52.00	.4750	88	82
May.....	23.00	.0984	76	75	.30	.0675	70	81	51.33	.4850	87	88
June.....	23.00	.0967	76	74	.30	.0675	70	81	50.00	.4850	85	44
July.....	23.00	.0920	76	70	.28	.0675	66	81	49.83	.4850	85	84
August.....	24.50	.0938	81	71	.28	.0675	66	81	50.33	.4850	85	84
September.....	25.20	.1098	83	84	.29	.0675	68	81	54.17	.5850	92	101
October.....	26.50	.1250	87	95	.28	.0700	66	84	55.00	.6350	93	110
November.....	27.00	.1189	89	91	.29	.0750	68	90	54.00	.6150	92	106
December.....	28.50	.1236	94	94	.31	.0750	73	90	55.83	.6150	95	106

a No quotation.

b Interpolated.

WHOLESALE PRICES IN JAPAN AND THE UNITED STATES, BY MONTHS, QUARTERS, AND YEARS, 1913-1918—Continued.

Market..... Unit..... Base price...	Cotton.				Cotton, cloth.				Cotton, yarn.			
	Actual price.		Relative price.		Actual price.		Relative price.		Actual price.		Relative price.	
	Japan.	U. S.	Japan.	U. S.	Japan.	U. S.	Japan.	U. S.	Japan.	U. S.	Japan.	U. S.
	Yokohama. 100 kin	New York. Pound.			Yokohama. Tan.	Boston Yard.			Yokohama. 100 kin.	New York. Pound.		
	Yen.	Dolls.			Yen.	Dolls.			Yen.	Dolls.		
	30.37	0.1312			0.43	0.0833			58.98	0.5783		
1916—Year.....	32.21	.1447	106	110	.40	.0882	93	106	66.28	.8004	112	138
Quarters—												
First.....	29.67	.1203	98	92	.35	.0771	81	93	60.17	.6550	102	113
Second.....	30.73	.1264	101	96	.36	.0830	84	100	59.44	.7017	101	121
Third.....	32.43	.1447	107	110	.40	.0859	94	103	61.06	.8200	104	142
Fourth.....	36.00	.1881	119	143	.49	.1071	114	129	84.44	1.0250	143	177
Months—												
January.....	29.50	.1240	97	95	.32	.0763	75	92	57.84	.6550	98	113
February.....	29.50	.1174	97	89	.34	.0763	80	92	61.00	.6550	103	113
March.....	30.00	.1194	99	91	.38	.0788	88	95	61.66	.6550	105	113
April.....	30.00	.1206	99	92	.35	.0813	82	98	60.33	.6550	102	113
May.....	30.50	.1291	100	98	.36	.0838	83	101	59.34	.7100	101	123
June.....	31.70	.1294	104	99	.37	.0838	87	101	58.66	.7400	99	128
July.....	32.00	.1304	105	99	.38	.0838	89	101	59.33	.7900	101	137
August.....	32.50	.1454	107	111	.40	.0838	94	101	60.50	.8350	103	144
September.....	32.80	.1584	108	121	.42	.0900	98	108	63.34	.8350	107	144
October.....	35.00	.1812	115	138	.50	.0900	117	108	77.00	.9750	131	169
November.....	36.00	.2006	119	153	.51	.1113	119	134	88.66	1.0250	150	177
December.....	37.00	.1824	122	139	.45	.1200	105	144	87.67	1.0750	149	186
1917—Year.....	53.88	.2350	177	179	.63	.1445	147	173	108.03	1.0792	183	187
Quarters—												
First.....	37.17	.1752	122	134	.47	.1200	110	144	88.55	1.0417	150	180
Second.....	53.17	.2207	175	168	.61	.1283	143	154	101.00	.9917	171	171
Third.....	63.33	.2499	209	190	.74	.1575	172	189	129.78	1.1583	220	200
Fourth.....	61.83	.2944	204	224	.69	.1721	162	207	112.78	1.1250	191	195
Months—												
January.....	37.00	.1763	122	134	.44	.1200	103	144	88.00	1.1250	149	195
February.....	36.50	.1631	120	124	.48	.1200	112	144	88.00	1.0250	149	177
March.....	38.00	.1859	125	142	.49	.1200	115	144	89.66	.9750	152	169
April.....	44.00	.2033	145	155	.53	.1200	124	144	90.67	.8750	154	151
May.....	50.00	.2076	165	158	.64	.1300	126	156	95.67	1.0500	162	182
June.....	65.50	.2545	216	194	.76	.1350	178	162	116.67	1.0500	198	182
July.....	70.00	.2612	230	199	.95	.1575	222	189	147.67	1.1250	250	195
August.....	63.00	.2586	207	197	.68	.1575	159	189	136.67	1.1750	232	203
September.....	57.00	.2271	188	173	.58	.1575	136	189	105.00	1.1750	178	203
October.....	60.00	.2813	198	214	.62	.1575	145	189	98.34	1.1250	167	195
November.....	62.00	.2991	204	228	.68	.1765	159	212	113.33	1.1250	192	195
December.....	63.50	.3060	209	233	.78	.1825	182	219	126.67	1.1250	215	195
1918—Year.....		.3178		242		.2352		282		1.2917		223
Quarters—												
First.....	74.50	.3267	245	249	.82	.2145	192	258	146.00	1.1600	248	201
Second.....	80.67	.3001	266	229	.86	.2621	202	315	154.11	1.2033	261	208
Third.....	85.83	.3362	283	256	1.01	.2493	236	299	162.44	1.3193	275	227
Fourth.....		.3090		236		.2150		258		1.4900		258
Months—												
January.....	64.50	.3236	212	247	.80	.2019	187	242	138.00	1.1600	234	201
February.....	71.00	.3185	234	243	.79	.2104	185	253	140.00	1.1600	237	201
March.....	88.00	.3386	290	258	.87	.2313	204	278	160.00	1.1600	271	201
April.....	83.00	.3172	273	242	.89	.2313	208	278	159.33	1.1600	270	201
May.....	79.50	.2749	262	210	.79	.2775	185	333	152.67	1.2250	259	212
June.....	79.50	.3039	262	232	.91	.2775	213	333	150.33	1.2250	255	212
July.....	76.50	.3123	252	238	.96	.2775	225	333	156.66	1.2250	266	212
August.....	88.00	.3446	290	263	.98	.2555	229	307	162.33	1.2250	275	212
September.....	93.00	.3578	306	273	1.08	.2150	253	258	168.33	1.4900	285	258
October.....	89.00	.3249	293	248	1.09	.2150	255	258	169.00	1.4900	287	258
November.....		.2953		225		.2150		258		1.4900		258
December.....		.3042		232		.2150		258		1.4900		258

a Maximum price set.

## WHOLESALE PRICES IN JAPAN AND THE UNITED STATES, BY MONTHS, QUARTERS, AND YEARS, 1913-1918—Continued.

	Eggs.				Hay, common.				Hemp.			
	Actual price.		Relative price.		Actual price.		Relative price.		Actual price.		Relative price.	
	Japan.	U. S.	Japan.	U. S.	Japan.	U. S.	Japan.	U. S.	Japan.	U. S.	Japan.	U. S.
Market.....	Yoko-hama.	New York.			Yoko-hama.	Kan-sas City.			Yoko-hama.	Ken-tucky.		
Unit.....	Kwan.	Dozen.			10 kwan	Ton.			100 kin.	Pound.		
Base price.....	Yen.	Dolls.			Yen.	Dolls.			Yen.	Dolls.		
	2. 01	0. 2687			0. 56	13. 0409			45. 08	0. 1567		
1913—Year.....	2. 01	. 2468	100	92	. 57	11. 0319	102	85	48. 43	. 1567	107	100
Quarters—												
First.....	1. 67	. 2197	83	82	. 77	9. 5577	138	73	50. 00	. 1500	111	96
Second.....	1. 68	. 1931	84	72	. 52	9. 2500	93	71	49. 67	. 1567	110	100
Third.....	2. 18	. 2317	108	86	. 52	11. 0962	93	85	50. 03	. 1600	111	102
Fourth.....	2. 52	. 3427	125	128	. 48	14. 0865	85	108	44. 00	. 1600	98	102
Months—												
January.....	1. 75	. 2463	87	92	. 68	9. 7500	122	75	49. 50	. 1500	110	96
February.....	1. 70	. 2225	84	83	. 80	9. 6250	144	74	51. 00	. 1500	113	96
March.....	1. 55	. 1963	77	73	. 81	9. 2500	146	71	49. 50	. 1500	110	96
April.....	1. 55	. 1853	77	69	. 76	9. 2500	137	71	49. 50	. 1500	110	96
May.....	1. 80	. 2000	89	74	. 37	9. 2500	66	71	49. 50	. 1600	110	102
June.....	1. 70	. 1913	84	71	. 43	9. 2500	76	71	50. 00	. 1600	111	102
July.....	1. 95	. 1906	97	71	. 51	9. 6250	91	74	50. 00	. 1600	111	102
August.....	2. 30	. 2310	114	86	. 53	11. 1500	94	86	50. 00	. 1600	111	102
September.....	2. 30	. 2738	114	102	. 53	12. 5000	94	96	50. 00	. 1600	111	102
October.....	2. 53	. 2900	126	108	. 48	13. 7500	86	105	43. 00	. 1600	95	102
November.....	2. 53	. 3800	126	141	. 48	14. 1875	86	109	46. 00	. 1600	102	102
December.....	2. 50	. 3488	124	130	. 48	14. 4063	85	110	43. 00	. 1600	95	102
1914—Year.....	1. 99	. 2060	99	99	. 58	12. 5677	103	96	42. 42	. 1517	94	97
Quarters—												
First.....	1. 70	. 2974	84	111	. 66	13. 2885	119	102	44. 33	. 1567	98	100
Second.....	1. 65	. 2031	82	76	. 57	13. 6923	102	105	42. 00	. 1500	93	96
Third.....	2. 32	. 2371	115	88	. 49	11. 8056	88	91	41. 17	. 1500	91	96
Fourth.....	2. 30	. 3263	114	121	. 58	11. 2500	103	86	42. 17	. 1500	94	96
Months—												
January.....	1. 85	. 3330	92	124	. 63	14. 1500	113	109	44. 00	. 1600	98	102
February.....	1. 60	. 2888	80	107	. 64	12. 3750	115	95	45. 00	. 1600	100	102
March.....	1. 65	. 2616	82	97	. 72	13. 1250	129	101	44. 00	. 1500	98	96
April.....	1. 60	. 1985	80	74	. 71	13. 7500	128	105	43. 00	. 1500	95	96
May.....	1. 55	. 2038	77	76	. 48	13. 6000	85	104	42. 00	. 1500	93	96
June.....	1. 80	. 2069	89	77	. 53	13. 7500	94	105	41. 00	. 1500	91	96
July.....	2. 10	. 2125	104	79	. 48	12. 5000	85	96	41. 00	. 1500	91	96
August.....	2. 40	. 2415	119	90	. 48	11. 2500	85	86	41. 50	. 1500	92	96
September.....	2. 45	. 2563	122	95	. 53	11. 2500	94	86	41. 00	. 1500	91	96
October.....	2. 30	. 2065	114	99	. 53	10. 6500	94	82	42. 50	. 1500	94	96
November.....	2. 50	. 3500	124	130	. 53	11. 0000	95	84	42. 00	. 1500	93	96
December.....	2. 10	. 3775	104	140	. 68	12. 2500	121	94	42. 00	. 1500	93	96
1915—Year.....	1. 76	. 2597	88	97	. 48	9. 8173	85	75	47. 75	. 1605	106	102
Quarters—												
First.....	1. 47	. 2806	73	104	. 54	12. 5000	96	96	44. 83	. 1508	99	96
Second.....	1. 41	. 2027	70	75	. 55	12. 1346	98	93	47. 83	(a)	106	b 100
Third.....	1. 98	. 2208	99	82	. 38	8. 0625	67	62	48. 67	(a)	108	b 105
Fourth.....	2. 18	. 3263	108	123	. 44	6. 6786	79	51	49. 67	(a)	110	b 109
Months—												
January.....	1. 55	. 3655	77	136	. 57	12. 5000	103	96	43. 00	. 1500	93	96
February.....	1. 50	. 2588	75	96	. 57	12. 5000	103	96	45. 00	. 1500	100	96
March.....	1. 37	. 1563	68	73	. 47	12. 5000	84	96	46. 50	(a)	103	b 97
April.....	1. 39	. 2116	69	79	. 59	12. 7000	106	97	47. 50	(a)	105	b 99
May.....	1. 34	. 1993	67	74	. 53	13. 0000	94	100	48. 00	(a)	106	b 100
June.....	1. 49	. 1981	74	74	. 53	10. 5625	95	81	48. 00	(a)	106	b 102
July.....	1. 70	. 1955	84	73	. 37	9. 0000	66	69	48. 50	(a)	108	b 103
August.....	2. 00	. 2163	99	80	. 38	7. 5000	68	58	49. 00	(a)	109	b 105
September.....	2. 25	. 2569	112	96	. 38	7. 2500	68	56	48. 50	(a)	108	b 106
October.....	2. 45	. 2980	122	111	. 38	7. 2500	68	56	49. 00	(a)	109	b 107
November.....	2. 20	. 3575	109	133	. 47	6. 5000	84	50	49. 00	(a)	109	b 109
December.....	1. 90	. 3380	94	126	. 48	6. 2500	86	48	51. 00	(a)	113	b 110

a No quotation.

b Interpolated.

WHOLESALE PRICES IN JAPAN AND THE UNITED STATES, BY MONTHS, QUARTERS, AND YEARS, 1913-1918—Continued.

	Eggs.				Hay, common.				Hemp.			
	Actual price.		Relative price.		Actual price.		Relative price.		Actual price.		Relative price.	
	Japan.	U. S.	Ja-pan.	U. S.	Japan.	U. S.	Ja-pan.	U. S.	Japan.	U. S.	Ja-pan.	U. S.
Market.....	Yoko-hama.	New York.	.....	.....	Yoko-hama.	Kan-sas City.	.....	.....	Yoko-hama.	Ken-tucky.	.....	.....
Unit.....	Kwan.	Dozen...	.....	.....	10kwan	Ton	.....	.....	100 kin.	Pound..	.....	.....
Base price...	Yen.	Dolls.	.....	.....	Yen.	Dolls.	.....	.....	Yen.	Dolls.	.....	.....
1916—Year.....	2.01	0.2687	.....	.....	0.56	13.0409	.....	.....	45.08	0.1567	.....	.....
Quarters—												
First.....	1.88	.2945	93	110	.52	8.2500	93	63	55.24	.2167	123	138
Second.....	1.46	.2602	72	97	.56	7.1538	100	55	53.17	.1867	118	119
Third.....	1.58	.2213	78	82	.50	9.2500	89	71	55.00	.2100	122	134
Fourth.....	2.16	.2871	107	107	.46	7.5192	83	58	55.73	.2300	124	147
Months—												
January.....	2.37	.4073	118	152	.57	9.0769	102	70	57.07	.2400	127	153
February.....	1.50	.3094	75	115	.53	6.5625	95	50	52.50	.1750	116	112
March.....	1.43	.2569	71	96	.53	7.5000	95	58	53.00	.1750	118	112
April.....	1.45	.2144	72	80	.61	7.3500	109	56	54.00	.2100	120	134
May.....	1.38	.2145	69	80	.59	7.7500	106	59	54.50	.2100	121	134
June.....	1.60	.2244	80	84	.45	10.0000	81	77	55.00	.2100	122	134
July.....	1.75	.2266	87	84	.45	9.8500	81	76	55.50	.2100	123	134
August.....	1.82	.2510	90	93	.35	7.7500	62	59	55.00	.2100	122	134
September.....	2.20	.2825	109	105	.52	7.0000	92	54	56.00	.2400	124	153
October.....	2.45	.3270	122	122	.53	7.7500	94	59	56.20	.2400	135	153
November.....	2.58	.3425	123	127	.53	8.0000	94	61	56.70	.2400	126	153
December.....	2.52	.4063	125	151	.56	9.1250	101	70	57.00	.2400	126	153
1917—Year.....	2.00	.4600	99	171	.61	9.9000	109	76	57.50	.2400	128	153
Quarters—												
First.....	2.30	.4015	114	149	.66	15.4375	118	118	72.76	.2648	161	169
Second.....	1.64	.3981	82	148	.59	11.1923	106	86	61.53	.2400	136	153
Third.....	1.75	.3410	87	127	.61	13.7500	109	105	68.33	.2692	152	172
Fourth.....	2.89	.3781	144	141	.56	13.6154	100	104	79.50	.2750	176	175
Months—												
January.....	2.92	.4888	145	182	.87	23.1923	156	177	81.67	.2750	181	175
February.....	1.75	.4638	87	173	.62	11.4375	110	88	58.00	.2400	129	153
March.....	1.60	.4456	80	166	.56	10.7500	100	82	60.60	.2400	134	153
April.....	1.58	.3075	79	114	.61	11.3500	109	87	66.00	.2400	146	153
May.....	1.70	.3369	84	125	.63	14.5625	113	112	67.00	(a)	149	b 164
June.....	1.80	.3550	89	132	.61	14.7500	109	113	67.00	.2750	149	175
July.....	1.75	.3530	87	124	.58	12.3000	104	94	71.00	.2750	157	175
August.....	2.55	.3431	127	128	.57	11.3125	102	87	80.00	.2750	177	175
September.....	2.63	.3788	131	141	.55	13.1500	99	101	80.00	.2750	177	175
October.....	3.50	.4055	174	151	.56	16.5000	101	127	78.50	.2750	174	175
November.....	3.40	.4088	169	152	.70	19.3750	126	149	78.00	.2750	173	175
December.....	2.80	.4738	139	176	.90	24.8000	162	190	83.00	.2750	184	175
1918—Year.....	2.55	.5650	127	210	1.00	25.0000	179	192	84.00	.2750	186	175
Quarters—												
First.....	2.30	.4827	.....	180	.....	18.7788	.....	144	.....	.2750	.....	175
Second.....	2.20	.5288	109	197	1.02	24.7692	182	190	84.77	.2750	188	175
Third.....	2.24	.3498	111	130	1.03	12.0577	185	92	83.13	(a)	191	b 176
Fourth.....	3.43	.4373	171	163	.70	17.9038	126	137	87.07	(a)	163	b 176
Months—												
January.....	.....	.6150	.....	229	.....	20.3846	.....	156	.....	.2750	.....	175
February.....	2.55	.6481	127	241	1.00	25.0000	179	192	84.30	.2750	187	175
March.....	2.15	.6038	107	225	1.05	25.6875	188	197	85.00	(a)	189	b 176
April.....	1.90	.3735	94	139	1.00	23.8500	179	183	85.00	(a)	189	b 176
May.....	2.18	.3463	108	129	1.10	13.6875	197	105	86.00	(a)	191	b 176
June.....	2.10	.3494	104	130	1.00	11.3000	179	87	86.20	(a)	191	b 176
July.....	2.45	.3530	122	131	1.00	11.3750	179	87	86.20	(a)	161	b 176
August.....	3.20	.4138	159	154	.70	13.8125	126	106	86.50	(a)	192	b 176
September.....	3.30	.4290	164	160	.70	19.5500	126	150	87.00	(a)	193	b 176
October.....	3.80	.4713	189	175	.70	19.1375	126	153	87.70	(a)	195	b 176
November.....	4.90	.5281	243	197	.90	20.4375	162	160	88.00	(a)	195	b 176
December.....	.....	.6430	.....	239	.....	20.2000	.....	155	.....	.2750	.....	175
.....	.....	.6669	.....	248	.....	20.0625	.....	154	.....	.2750	.....	175

a No quotation.

b Interpolated.

## WHOLESALE PRICES IN JAPAN AND THE UNITED STATES, BY MONTHS, QUARTERS AND YEARS, 1913-1918—Continued.

	Iron, pig, first series.				Iron, pig, second series.				Katsuobushi (dried fish).			
	Actual price.		Relative price.		Actual price.		Relative price.		Actual price.		Relative price.	
	Japan.	U. S.	Japan.	U. S.	Japan.	U. S.	Japan.	U. S.	Japan.	U. S.	Japan.	U. S.
Market.....	Yokohama.	Valley furnace.			Yokohama.	Valley furnace.			Yokohama.	New York.		
Unit.....	Kwan.	Ton.....			Kwan.	Ton.....			Kwan.	Cwt.....		
Base price.....	Yen. 0.66	Dolls. 13.4567			Yen. 0.26	Dolls. 13.3183			Yen. 6.34	Dolls. 7.3542		
1913—Year.....	.72	14.8700	109	110	.28	14.7058	110	110	5.50	7.4792	87	102
Quarters—												
First.....	.75	17.0733	113	127	.31	16.2733	118	122	5.43	7.7500	86	105
Second.....	.76	14.8567	115	110	.30	15.1733	114	114	5.27	7.7500	83	105
Third.....	.72	13.9400	109	104	.27	14.1433	105	106	5.17	6.9167	81	94
Fourth.....	.66	13.5933	100	101	.26	13.2333	101	99	6.13	7.5000	97	102
Months—												
January.....	.75	17.5000	113	130	.31	16.4100	119	123	5.50	7.7500	87	105
February.....	.75	17.1200	113	127	.31	16.3000	118	122	5.40	7.7500	85	105
March.....	.75	16.6000	113	123	.31	16.1100	118	121	5.40	7.7500	85	105
April.....	.76	15.6600	115	116	.30	15.8700	116	119	5.40	7.7500	85	105
May.....	.76	14.7300	115	109	.30	15.1500	114	114	5.50	7.7500	87	105
June.....	.76	14.1800	115	105	.29	14.5000	112	109	4.90	7.7500	77	106
July.....	.76	13.8800	115	103	.28	14.3700	108	108	5.00	6.7500	79	92
August.....	.72	13.9400	109	104	.27	14.0600	104	106	6.75	6.7500	82	92
September.....	.69	14.0000	104	104	.27	14.0000	102	105	5.30	7.2500	84	99
October.....	.67	13.8300	101	103	.27	13.9000	102	104	6.00	7.5000	95	102
November.....	.65	13.5700	99	101	.26	13.0900	100	98	6.10	7.5000	96	102
December.....	.65	13.3800	99	99	.26	12.7100	100	95	6.30	7.5000	99	102
1914—Year.....	.61	13.0200	93	97	.28	12.8733	110	97	7.16	7.5000	113	102
Quarters—												
First.....	.63	13.1533	96	98	.26	12.8967	99	97	6.93	7.5000	109	102
Second.....	.63	13.1400	96	98	.25	13.0000	95	98	7.13	7.5000	112	102
Third.....	.61	13.0000	93	97	.32	13.0000	124	98	7.33	7.5000	116	102
Fourth.....	.59	12.7967	89	95	.31	12.5967	120	95	7.23	7.5000	114	102
Months—												
January.....	.63	13.0000	96	97	.26	12.5000	99	94	6.60	7.5000	104	102
February.....	.63	13.2100	96	98	.26	13.1900	99	99	7.00	7.5000	110	102
March.....	.63	13.2500	96	98	.26	13.0000	99	98	7.20	7.5000	114	102
April.....	.63	13.2500	96	98	.25	13.0000	97	98	7.20	7.5000	114	102
May.....	.63	13.1700	96	98	.25	13.0000	97	98	7.10	7.5000	112	102
June.....	.63	13.0000	95	97	.24	13.0000	93	98	7.10	7.5000	112	102
July.....	.61	13.0000	93	97	.24	13.0000	93	98	7.10	7.5000	112	102
August.....	.61	13.0000	93	97	.36	13.0000	139	98	7.50	7.5000	118	102
September.....	.61	13.0000	93	97	.37	13.0000	141	98	7.40	7.5000	117	102
October.....	.60	12.8900	90	96	.32	12.8100	122	96	7.50	7.5000	118	102
November.....	.58	12.7500	88	95	.31	12.4800	120	94	7.40	7.5000	117	102
December.....	.58	12.7500	88	95	.31	12.5000	120	94	6.80	7.5000	107	102
1915—Year.....	.60	13.8100	92	103	.49	13.7408	188	103	5.95	6.9375	94	94
Quarters—												
First.....	.58	12.7500	88	95	.33	12.5000	127	94	6.50	7.5000	102	102
Second.....	.58	12.7333	88	95	.40	12.5300	153	94	6.07	7.5000	96	102
Third.....	.59	13.6433	90	101	.46	13.8500	176	104	5.60	6.3750	88	87
Fourth.....	.67	16.1267	101	120	.76	16.0833	295	121	5.63	6.3750	89	87
Months—												
January.....	.58	12.7500	87	95	.32	12.5000	122	94	6.50	7.5000	102	102
February.....	.58	12.7500	88	95	.32	12.5000	124	94	6.50	7.5000	102	102
March.....	.58	12.7500	88	95	.35	12.5000	135	94	6.50	7.5000	102	102
April.....	.58	12.7500	88	95	.38	12.5000	147	94	6.15	7.5000	97	102
May.....	.58	12.7500	88	95	.41	12.5000	156	94	6.15	7.5000	97	102
June.....	.58	12.7000	88	94	.41	12.5900	156	95	5.90	7.5000	93	102
July.....	.59	12.7200	89	95	.42	12.7400	160	96	5.60	6.3750	88	87
August.....	.59	13.7100	90	102	.44	14.0600	170	106	5.60	6.3750	88	87
September.....	.60	14.6000	91	108	.51	14.7500	197	111	5.60	6.3750	88	87
October.....	.62	14.5800	93	108	.53	15.0000	203	113	5.60	6.3750	88	87
November.....	.64	15.8200	97	118	.82	15.7500	315	118	5.65	6.3750	89	87
December.....	.74	17.9800	112	134	.95	17.5000	367	131	5.65	6.3750	89	87



WHOLESALE PRICES IN JAPAN AND THE UNITED STATES, BY MONTHS, QUARTERS, AND YEARS, 1913-1918—Continued.

	Iron, pig, first series.				Iron, pig, second series.				Katsuo bushi (dried sh)			
	Actual price.		Relative price.		Actual price.		Relative price.		Actual price.		Relative price.	
	Japan.	U. S.	Japan.	U. S.	Japan.	U. S.	Japan.	U. S.	Japan.	U. S.	Japan.	U. S.
Market.....	Yokohama.	Valley furnaces.	Yokohama.	Valley furnaces.	Yokohama.	Valley furnaces.	Yokohama.	New York.				
Unit.....	Kwan.	Ton.	Kwan.	Ton.	Kwan.	Ton.	Kwan.	Cwt.				
Base price...	Yen. 0.66	Dolls. 13.4567			Yen. 0.26	Dolls. 13.3183		Yen. 6.34	Dolls. 7.3542			
1916—Year.....	.82	20.1600	140	150	.78	19.7600	300	148	6.24	7.1563	98	97
Quarters—												
First.....	.89	18.5000	135	137	.89	17.9000	343	134	5.78	6.5000	91	88
Second.....	.93	18.4433	141	137	.79	18.0433	304	135	6.12	7.3750	96	100
Third.....	.94	18.3667	143	136	.73	18.1033	283	136	5.93	7.3750	94	100
Fourth.....	.94	25.3333	143	188	.70	24.9333	269	188	7.12	7.3750	112	100
Months—												
January.....	.88	18.5000	133	137	.92	17.8100	354	134	5.70	6.5000	90	88
February.....	.88	18.5000	133	137	.90	17.6900	348	133	5.80	6.0000	91	82
March.....	.92	18.5000	139	137	.85	18.2000	328	137	5.85	7.0000	92	95
April.....	.93	18.5000	141	137	.80	18.1300	309	136	5.90	7.5000	93	102
May.....	.93	18.4400	141	137	.80	18.0000	309	135	6.15	7.5000	97	102
June.....	.93	18.3900	141	137	.76	18.0000	294	135	6.30	7.1250	99	97
July.....	.93	18.2500	141	136	.73	18.0000	280	135	5.75	7.3750	91	100
August.....	.95	18.2700	144	136	.73	18.0000	282	135	5.90	7.3750	93	100
September.....	.95	18.5800	144	138	.74	18.3100	286	137	6.15	7.3750	97	100
October.....	.95	20.5600	144	153	.71	19.8800	272	149	6.90	7.3750	109	100
November.....	.95	25.6000	144	190	.69	25.1000	267	188	7.20	7.3750	114	100
December.....	.94	28.8400	143	222	.69	30.0000	267	225	7.25	7.3750	114	100
1917—Year.....	1.30	39.8900	198	296	1.21	38.9038	466	292	7.81	8.2917	123	113
Quarters—												
First.....	.94	31.6533	143	235	.74	30.6923	287	230	7.53	7.7500	119	105
Second.....	.97	43.8667	147	325	.92	42.9231	356	322	7.60	7.7500	120	105
Third.....	1.56	51.2267	237	381	1.58	49.0000	612	368	8.05	8.4167	127	114
Fourth.....	1.75	33.0000	266	245	1.58	33.0000	609	248	8.07	9.2500	127	126
Months—												
January.....	.95	30.0000	144	223	.72	30.0000	276	225	7.50	7.7500	118	105
February.....	.94	30.0000	143	223	.73	30.0000	282	225	7.50	7.7500	118	105
March.....	.94	34.9600	143	260	.78	32.2500	301	242	7.60	7.7500	120	105
April.....	.97	39.1600	147	291	.89	38.7500	344	291	7.60	7.7500	120	105
May.....	.97	42.6500	147	317	.94	41.6000	363	312	7.70	7.7500	121	105
June.....	.97	49.1900	147	366	.94	48.7500	361	366	7.50	7.7500	118	105
July.....	1.08	53.0000	163	394	1.15	52.5000	444	394	7.85	8.0000	124	109
August.....	1.80	53.0000	274	394	1.85	51.2000	715	384	8.15	8.0000	129	109
September.....	1.80	47.6800	274	354	1.75	42.7500	676	321	8.15	9.2500	129	126
October.....	1.75	33.0000	266	245	1.70	33.0000	657	248	8.10	9.2500	128	126
November.....	1.75	33.0000	266	245	1.50	33.0000	580	248	8.00	9.2500	126	126
December.....	1.75	33.0000	266	245	1.53	33.0000	591	248	8.10	9.2500	128	126
1918—Year.....						32.5000		244		10.5625		144
Quarters—												
First.....	1.72	33.0000	261	245	1.47	33.0000	568	248	8.53	9.2500	135	126
Second.....	1.78	33.0000	271	245	1.47	32.0000	568	240	9.18	10.2500	145	139
Third.....	1.80	33.0000	274	245	1.61	32.0000	622	240	9.07	10.7500	143	146
Fourth.....						33.0000		248		12.0000		163
Months—												
January.....	1.75	33.0000	266	245	1.55	33.0000	599	248	8.35	9.2500	132	126
February.....	1.70	33.0000	258	245	1.48	33.0000	572	248	8.55	9.2500	135	126
March.....	1.70	33.0000	258	245	1.38	33.0000	533	248	8.70	9.2500	137	126
April.....	1.75	33.0000	266	245	1.38	32.0000	533	240	9.30	9.2500	147	126
May.....	1.80	33.0000	274	245	1.43	32.0000	553	240	9.25	10.7500	146	146
June.....	1.80	33.0000	274	245	1.60	32.0000	618	240	9.00	10.7500	142	146
July.....	1.80	33.0000	274	245	1.65	32.0000	638	240	9.00	10.7500	142	146
August.....	1.80	33.0000	274	245	1.63	32.0000	630	240	9.10	10.7500	143	146
September.....	1.80	33.0000	274	245	1.55	32.0000	599	240	9.10	10.7500	143	146
October.....	1.85	34.0000	281	253	1.40	33.0000	541	248	9.25	11.5000	146	156
November.....						33.0000		248		11.7500		160
December.....						33.0000		248		12.7500		173

WHOLESALE PRICES IN JAPAN AND THE UNITED STATES, BY MONTHS, QUARTERS, AND YEARS, 1913-1918—Continued.

	Kerosene.				Lead, pig.				Milk, fresh.			
	Actual price.		Relative price.		Actual price.		Relative price.		Actual price.		Relative price.	
	Japan.	U. S.	Japan.	U. S.	Japan.	U. S.	Japan.	U. S.	Japan.	U. S.	Japan.	U. S.
Market.....	Yokohama.	New York.	Osaka	New York.	Yokohama.	Chicago.						
Unit.....	10 galls.	Barrel.	100 kin	Pound	Sho.	Quart.						
Base price..	Yen. 4.37	Dolls. 3.7800	Yen. 12.16	Dolls. 0.0421	Yen. 0.40	Dolls. 0.0382						
1913—Year.....	4.41	3.7800	101	100	11.72	.0440	96	105	.40	.0377	100	99
Quarters—												
First.....	4.37	3.7800	100	100	10.93	.0435	90	103	.40	.0386	100	101
Second.....	4.39	3.7800	100	100	11.64	.0435	96	103	.40	.0313	100	82
Third.....	4.40	3.7800	101	100	11.94	.0453	98	108	.40	.0365	100	96
Fourth.....	4.49	3.7800	103	100	12.37	.0435	102	103	.40	.0443	100	116
Months—												
January.....	4.22	3.7800	97	100	11.09	.0435	91	103	.40	.0402	100	105
February.....	4.42	3.7800	101	100	10.86	.0435	89	103	.40	.0386	100	101
March.....	4.46	3.7800	102	100	10.84	.0435	89	103	.40	.0370	100	97
April.....	4.46	3.7800	102	100	11.12	.0435	91	103	.40	.0370	100	97
May.....	4.40	3.7800	101	100	11.79	.0435	97	103	.40	.0292	100	76
June.....	4.30	3.7800	98	100	12.00	.0435	99	103	.40	.0277	100	73
July.....	4.58	3.7800	100	100	11.80	.0435	97	103	.40	.0355	100	93
August.....	4.41	3.7800	101	100	11.96	.0420	98	107	.40	.0370	100	97
September.....	4.40	3.7800	101	100	12.07	.0475	99	113	.40	.0370	100	97
October.....	4.46	3.7800	102	100	12.43	.0459	102	109	.40	.0402	100	105
November.....	4.46	3.7800	102	100	12.43	.0435	102	103	.40	.0464	100	121
December.....	4.54	3.7800	104	100	12.25	.0410	101	97	.40	.0464	100	121
1914—Year.....	4.34	3.7800	99	100	12.23	.0389	101	92	.40	.0380	100	99
Quarters—												
First.....	4.34	3.7800	99	100	12.47	.0410	103	97	.40	.0417	100	109
Second.....	4.24	3.7800	97	100	11.85	.0387	97	92	.40	.0303	100	79
Third.....	4.36	3.7800	100	100	12.31	.0389	101	92	.40	.0365	100	96
Fourth.....	4.42	3.7800	101	100	12.28	.0368	101	87	.40	.0433	100	113
Months—												
January.....	4.58	3.7800	105	100	12.17	.0415	100	99	.40	.0433	100	113
February.....	4.33	3.7800	99	100	12.60	.0415	104	99	.40	.0417	100	109
March.....	4.12	3.7800	94	100	12.65	.0400	104	95	.40	.0402	100	105
April.....	4.21	3.7800	96	100	12.37	.0380	102	90	.40	.0339	100	89
May.....	4.23	3.7800	97	100	11.61	.0390	96	93	.40	.0292	100	76
June.....	4.28	3.7800	98	100	11.56	.0390	95	93	.40	.0277	100	73
July.....	4.28	3.7800	98	100	11.67	.0390	96	93	.40	.0355	100	93
August.....	4.40	3.7800	101	100	11.42	.0390	94	93	.40	.0370	100	97
September.....	4.39	3.7800	101	100	13.85	.0388	114	92	.40	.0370	100	97
October.....	4.43	3.7800	101	100	12.54	.0375	103	89	.40	.0433	100	113
November.....	4.43	3.7800	101	100	11.90	.0370	98	83	.40	.0433	100	113
December.....	4.41	3.7800	101	100	12.40	.0380	102	90	.40	.0433	100	113
1915—Year.....	4.43	3.6036	101	95	14.71	.0459	121	109	.40	.0376	100	98
Quarters—												
First.....	4.43	3.7800	101	100	12.56	.0383	103	91	.40	.0433	100	113
Second.....	4.43	3.3600	101	89	13.16	.0443	108	105	.40	.0282	100	74
Third.....	4.43	3.7800	101	100	13.73	.0222	113	124	.40	.0381	100	100
Fourth.....	4.45	3.4986	102	93	19.39	.0488	159	116	.40	.0407	100	107
Months—												
January.....	4.43	3.7800	101	100	12.20	.0380	100	90	.40	.0433	100	113
February.....	4.43	3.7800	101	100	12.33	.0380	101	90	.40	.0433	100	113
March.....	4.43	3.7800	101	100	13.14	.0390	108	93	.40	.0433	100	113
April.....	4.43	3.3600	101	89	13.13	.0420	108	100	.40	.0323	100	85
May.....	4.43	3.3600	101	89	12.82	.0420	105	100	.40	.0261	100	68
June.....	4.43	3.3600	101	89	13.52	.0490	111	116	.40	.0261	100	68
July.....	4.43	3.7800	101	100	13.66	.0575	112	137	.40	.0370	100	97
August.....	4.43	3.7800	101	100	13.40	.0000	110	119	.40	.0386	100	101
September.....	4.43	3.7800	101	100	14.13	.0490	116	116	.40	.0386	100	101
October.....	4.43	3.3600	101	89	15.35	.0400	126	107	.40	.0386	100	101
November.....	4.43	3.3600	101	89	20.69	.0460	170	116	.40	.0417	100	109
December.....	4.48	3.7800	103	100	22.14	.0525	182	125	.40	.0417	100	109

## WHOLESALE PRICES IN JAPAN AND THE UNITED STATES, BY MONTHS, QUARTERS, AND YEARS, 1913-1918—Continued.

	Kerosene.				Lead, pig.				Milk, fresh.			
	Actual price.		Relative price.		Actual price.		Relative price.		Actual price.		Relative price.	
	Japan.	U. S.	Japan.	U. S.	Japan.	U. S.	Japan.	U. S.	Japan.	U. S.	Japan.	U. S.
<b>Market.</b> .....	Yokohama.	New York.			Osaka	New York.			Yokohama.	Chicago.		
<b>Unit.</b> .....	10 galls.	Barrel.			100 kin	Pound			Sho.	Quart.		
<b>Base price.</b> ...	Yen. 4.37	Dolls. 3.7800			Yen. 12.16	Dolls. 0.0421			Yen. 0.40	Dolls. 0.0382		
1916—Year.....	6.01	3.7800	138	100	23.39	.0680	192	162	.40	.0390	100	102
Quarters—												
First.....	5.84	3.7800	134	100	27.21	.0600	224	143	.40	.0381	100	100
Second.....	6.80	3.7800	156	100	24.15	.0758	199	180	.40	.0334	100	87
Third.....	5.70	3.7800	131	100	19.72	.0648	162	154	.40	.0376	100	98
Fourth.....	5.69	3.7800	130	100	22.49	.0712	185	169	.40	.0469	100	123
Months—												
January.....	5.17	3.7800	118	100	25.25	.0550	208	131	.40	.0402	100	105
February.....	5.62	3.7800	129	100	27.17	.0610	223	145	.40	.0386	100	101
March.....	6.73	3.7800	154	100	29.20	.0640	240	152	.40	.0355	100	93
April.....	6.98	3.7800	160	100	28.29	.0800	233	190	.40	.0370	100	97
May.....	6.98	3.7800	160	100	25.84	.0750	213	178	.40	.0339	100	89
June.....	6.44	3.7800	148	100	18.31	.0725	151	172	.40	.0292	100	76
July.....	5.97	3.7800	137	100	17.20	.0685	141	163	.40	.0355	100	93
August.....	5.60	3.7800	128	100	19.93	.0610	164	145	.40	.0386	100	101
September.....	5.54	3.7800	127	100	22.04	.0650	181	154	.40	.0388	100	101
October.....	5.76	3.7800	132	100	21.44	.0705	176	167	.40	.0448	100	117
November.....	5.68	3.7800	130	100	22.88	.0700	188	166	.40	.0480	100	126
December.....	5.63	3.7800	129	100	23.15	.0730	190	173	.40	.0480	100	126
1917—Year.....	5.85	3.7800	134	100	(a)	.0912	(a)	217	.50	.0522	125	137
Quarters—												
First.....	5.63	3.7800	129	100		.0830		202	.40	.0428	100	112
Second.....	5.63	3.7800	129	100		.1024		243	.47	.0448	117	117
Third.....	5.95	3.7800	136	100		.1088		258	.53	.0498	133	130
Fourth.....	6.17	3.7800	141	100		.0686		163	.60	.0713	150	187
Months—												
January.....	5.63	3.7800	129	100		.0750		178	.40	.0448	100	117
February.....	5.63	3.7800	129	100		.0850		202	.40	.0433	100	113
March.....	5.63	3.7800	129	100		.0950		226	.40	.0402	100	105
April.....	5.63	3.7800	129	100		.0935		222	.40	.0542	100	142
May.....	5.63	3.7800	129	100		.0988		235	.50	.0448	125	117
June.....	5.63	3.7800	129	100		.1150		273	.50	.0355	125	93
July.....	5.76	3.7800	132	100		.1138		270	.50	.0473	125	124
August.....	6.04	3.7800	138	100		.1088		258	.50	.0511	125	134
September.....	6.04	3.7800	138	100		.1038		247	.60	.0511	150	134
October.....	6.04	3.7800	138	100		.0795		189	.60	.0742	150	194
November.....	6.04	3.7800	138	100		.0613		146	.60	.0698	150	183
December.....	6.44	3.7800	148	100		.0650		154	.60	.0698	150	183
1918—Year.....		4.7082		125	(b)	.0743	(b)	176		.0640		168
Quarters—												
First.....	6.59	4.6200	151	122		.0703		167	.53	.0668	133	175
Second.....	7.53	4.6200	172	122		.0711		169	.57	.0483	142	126
Third.....	8.73	4.7586	200	126		.0804		191	.63	.0607	158	159
Fourth.....		4.8300		128		.0759		180		.0802		210
Months—												
January.....	6.44	4.6200	148	122		.0684		162	.60	.0698	150	183
February.....	6.44	4.6200	148	122		.0706		168	.50	.0670	125	175
March.....	6.89	4.6200	158	122		.0724		172	.50	.0636	125	166
April.....	7.39	4.6200	169	122		.0698		166	.50	.0583	125	153
May.....	7.56	4.6200	173	122		.0691		164	.60	.0458	150	120
June.....	7.64	4.6200	175	122		.0725		172	.60	.0408	150	107
July.....	8.07	4.6200	185	122		.0802		190	.60	.0533	150	140
August.....	8.49	4.8300	194	128		.0805		191	.60	.0627	150	164
September.....	9.63	4.8300	200	128		.0805		191	.70	.0661	175	173
October.....	12.25	4.8300	281	128		.0805		191	.75	.0745	188	195
November.....		4.8300		128		.0805		191		.0820		215
December.....		4.8300		128		.0667		158		.0840		220

a No publication giving 1917 prices available in the United States.

b No publication giving 1918 prices available in the United States.

WHOLESALE PRICES IN JAPAN AND THE UNITED STATES, BY MONTHS, QUARTERS, AND YEARS, 1913-1918—Continued.

	Nalle, wire.				Oil, rapeseed.				Oil cake, first series.			
	Actual price.		Relative price.		Actual price.		Relative price.		Actual price.		Relative price.	
	Japan.	U. S.	Japan.	U. S.	Japan.	U. S.	Japan.	U. S.	Japan.	U. S.	Japan.	U. S.
Market.....	Yoko-	Pitte-	.....	.....	Yoko-	New	.....	.....	Yoko-	Kansas	.....	.....
Unit.....	hama- Kwan.	burgh- 100-lb. keg.	.....	.....	hama- Koku.	York. Gall.	.....	.....	hama- 10kwan	City. Ton	.....	.....
Base price...	Yen. 0.45	Dolls. 1.7250	.....	.....	Yen. 42.35	Dolls. 0.6242	.....	.....	Yen. 2.60	Dolls. 26.4792	.....	.....
1913—Year.....	.46	1.8188	103	105	41.69	.6658	98	107	2.68	24.7900	103	94
Quarters—												
First.....	.46	1.8500	104	107	41.08	.6800	97	109	2.71	23.0000	104	87
Second.....	.46	1.9000	103	110	41.00	.6767	97	108	2.97	23.5833	114	89
Third.....	.46	1.8167	103	105	41.83	.6700	99	107	2.50	26.0000	96	98
Fourth.....	.45	1.7083	101	99	42.83	.6367	101	102	2.54	26.5833	98	100
Months—												
January.....	.46	1.8500	103	107	41.00	.6800	97	109	2.75	23.2500	106	88
February.....	.47	1.8500	104	107	41.50	.6800	98	109	2.75	23.2500	106	88
March.....	.47	1.8500	104	107	40.75	.6800	96	109	2.63	22.5000	101	85
April.....	.46	1.9000	103	110	41.00	.6800	97	109	3.00	22.7500	115	86
May.....	.46	1.9000	103	110	41.00	.6800	97	109	2.90	24.0000	111	91
June.....	.46	1.9000	103	110	41.00	.6700	97	107	3.00	24.0000	115	91
July.....	.46	1.9000	103	110	41.75	.6700	99	107	2.50	26.0000	96	98
August.....	.46	1.8000	103	104	41.25	.6700	97	107	2.50	27.0000	96	102
September.....	.46	1.7500	103	101	42.50	.6700	100	107	2.50	25.0000	96	94
October.....	.46	1.7500	103	101	43.00	.6700	102	107	2.63	26.0000	101	98
November.....	.45	1.7250	101	100	43.00	.6200	102	99	2.50	27.5000	96	104
December.....	.45	1.6500	101	96	42.50	.6200	100	99	2.50	26.2500	96	99
1914—Year.....	.45	1.6792	101	97	41.51	.6488	98	104	2.49	24.9688	96	94
Quarters—												
First.....	.44	1.6833	98	98	43.00	.6000	102	96	2.71	26.1667	104	99
Second.....	.44	1.6917	97	98	41.75	.5900	99	95	2.67	27.1667	102	103
Third.....	.46	1.6583	102	96	40.64	.6767	96	108	2.54	25.9583	98	98
Fourth.....	.47	1.6833	104	98	40.67	.7283	96	117	2.04	20.5833	78	78
Months—												
January.....	.45	1.6500	101	96	43.00	.6200	102	99	2.63	26.0000	101	98
February.....	.44	1.7000	97	99	43.00	.5900	102	95	2.75	26.5000	106	100
March.....	.44	1.7000	97	99	43.00	.5900	102	95	2.75	26.0000	106	98
April.....	.44	1.7000	97	99	43.00	.5900	102	95	2.63	27.5000	101	104
May.....	.44	1.7000	97	99	42.25	.5900	100	95	2.50	27.0000	96	102
June.....	.44	1.6750	97	97	40.00	.5900	94	95	2.88	27.0000	110	102
July.....	.43	1.6250	96	94	39.50	.5900	93	95	2.50	27.5000	96	104
August.....	.47	1.6500	105	96	39.80	.5900	94	95	2.50	27.5000	96	104
September.....	.47	1.7000	105	99	42.63	.8500	101	136	2.63	22.8750	101	86
October.....	.47	1.7000	105	99	41.50	.7500	98	120	2.13	21.0000	82	79
November.....	.47	1.7000	104	99	39.50	.7200	93	115	2.00	19.8750	77	75
December.....	.47	1.6500	104	96	41.00	.7150	97	115	2.00	20.8750	77	79
1915—Year.....	.68	1.7458	151	101	43.56	.7967	103	128	1.89	24.1063	73	91
Quarters—												
First.....	.47	1.6583	104	96	44.92	.7700	106	123	2.00	24.3750	77	92
Second.....	.61	1.6833	136	98	44.00	.8300	104	133	2.01	23.4667	77	89
Third.....	.69	1.7083	154	99	40.92	.7533	97	121	1.73	22.3833	67	85
Fourth.....	.94	1.9333	211	112	44.42	.8333	105	134	1.82	26.2000	70	99
Months—												
January.....	.46	1.6250	103	94	42.50	.7100	100	114	2.00	23.8750	77	90
February.....	.46	1.6500	103	96	45.25	.7500	107	120	2.00	24.6250	77	93
March.....	.48	1.7000	107	99	47.00	.8500	111	136	2.00	24.6250	77	93
April.....	.58	1.7000	130	99	45.38	.8500	107	136	2.20	24.2500	84	92
May.....	.63	1.6750	140	97	44.38	.8200	105	131	1.95	23.2500	75	88
June.....	.62	1.6750	139	97	42.25	.8200	100	131	1.88	22.9000	72	86
July.....	.62	1.6750	139	97	41.00	.7600	97	122	1.75	21.7500	67	82
August.....	.63	1.7000	141	99	40.25	.7500	95	120	1.75	22.5000	67	85
September.....	.81	1.7500	181	101	41.50	.7500	98	120	1.70	22.9000	65	86
October.....	.87	1.8500	195	107	43.00	.7700	102	123	1.75	24.2500	67	92
November.....	.91	1.9500	202	113	41.00	.8500	97	136	1.83	26.9000	70	102
December.....	1.05	2.0000	235	116	49.25	.8800	116	141	1.88	27.4500	72	104

## WHOLESALE PRICES IN JAPAN AND THE UNITED STATES, BY MONTHS, QUARTERS, AND YEARS, 1913-1918—Continued.

	Nails, wire.				Oil, rapeseed.				Oil cake, first series.			
	Actual price.		Relative price.		Actual price.		Relative price.		Actual price.		Relative price.	
	Japan.	U. S.	Japan.	U. S.	Japan.	U. S.	Japan.	U. S.	Japan.	U. S.	Japan.	U. S.
<b>Market.</b> .....	Yoko-	Pitta-	.....	.....	Yoko-	New	.....	.....	Yoko-	Kansas	.....	.....
<b>Unit.</b> .....	hama-	burgh-	.....	.....	hama-	York	.....	.....	hama-	City.	.....	.....
	Kwan.	100-lb.	.....	.....	Koku.	Galla.	.....	.....	10 kwan	Ton.	.....	.....
		keg.	.....	.....			.....	.....			.....	.....
<b>Base price.</b> ...	Yen.	Dolls.	.....	.....	Yen.	Dolls.	.....	.....	Yen.	Dolls.	.....	.....
	0.45	1.7250	.....	.....	42.35	0.6242	.....	.....	2.60	26.4792	.....	.....
1916—Year.....	1.06	2.5958	238	150	52.73	.9733	124	156	2.24	29.9417	86	113
Quarters—												
First.....	1.06	2.3000	236	133	49.83	1.0000	118	160	1.96	28.1500	75	106
Second.....	1.10	2.5833	245	150	46.46	1.0167	110	163	2.08	27.1333	80	102
Third.....	1.05	2.6667	235	155	52.25	.9333	123	150	2.32	28.2917	89	107
Fourth.....	1.05	2.8333	234	164	62.37	.9433	147	151	2.61	36.1917	100	137
Months—												
January.....	1.05	2.2000	235	128	50.50	.9800	119	157	2.00	28.1500	77	106
February.....	1.05	2.3000	235	133	50.50	1.0000	119	160	2.00	28.1500	77	106
March.....	1.07	2.4000	238	139	48.50	1.0200	115	163	1.88	28.1500	72	106
April.....	1.11	2.5000	247	145	48.38	1.0500	114	168	2.00	27.2500	77	103
May.....	1.09	2.6000	244	151	45.50	1.0000	107	160	2.13	27.0750	82	102
June.....	1.09	2.6500	244	154	45.50	1.0000	107	160	2.13	27.0750	82	102
July.....	1.05	2.6500	235	154	45.00	.9500	106	152	2.25	27.0750	86	102
August.....	1.05	2.6500	235	154	55.75	.9500	132	152	2.33	28.4000	89	107
September.....	1.05	2.7000	235	157	56.00	.9000	132	144	2.38	29.4000	91	111
October.....	1.05	2.7000	235	157	58.62	.9200	138	147	2.50	32.0000	96	121
November.....	1.05	2.8000	235	162	67.50	.9500	159	152	2.75	37.5000	106	142
December.....	1.05	3.0000	234	174	61.00	.9600	144	154	2.58	39.0750	99	148
1917—Year.....	1.36	3.6333	305	211	70.06	1.3792	165	221	3.07	41.9400	118	158
Quarters—												
First.....	1.05	3.1667	234	184	59.83	1.1000	141	176	2.38	36.4667	91	138
Second.....	1.13	3.5000	253	203	64.25	1.3500	152	216	2.93	39.8333	112	150
Third.....	1.54	4.1000	345	238	78.25	1.4333	185	230	3.42	42.5000	131	161
Fourth.....	1.74	3.7667	388	218	77.92	1.6333	184	262	3.54	49.3333	136	186
Months—												
January.....	1.04	3.1000	233	180	60.35	1.1000	142	176	2.38	37.9500	91	143
February.....	1.04	3.1000	233	180	58.25	1.1000	138	176	2.38	36.2500	91	137
March.....	1.06	3.3000	237	191	60.88	1.1000	144	176	2.38	35.2000	91	133
April.....	1.12	3.3000	249	191	58.25	1.3000	138	208	2.75	36.0000	106	136
May.....	1.13	3.6000	253	209	66.25	1.3500	156	216	2.78	41.5000	107	157
June.....	1.16	3.6000	258	209	68.25	1.4000	161	224	3.25	42.0000	125	159
July.....	1.23	4.1000	274	238	75.25	1.4500	178	232	3.25	42.5000	125	161
August.....	1.60	4.1000	358	238	82.00	1.4000	194	224	3.37	(a)	129	(a)
September.....	1.80	4.1000	403	238	77.50	1.4500	183	232	3.63	(a)	139	(a)
October.....	1.75	4.1000	398	238	77.00	1.6000	182	256	3.88	45.7500	149	173
November.....	1.73	3.6000	387	209	77.00	1.6500	182	264	3.25	46.2500	125	175
December.....	1.73	3.6000	387	209	79.75	1.6500	188	264	3.50	56.0000	134	211
1918—Year.....		3.6000		209		1.7250		276		52.8042		199
Quarters—												
First.....	1.64	3.6000	366	209	86.42	1.6667	204	267	3.92	49.9500	151	189
Second.....	1.66	3.6000	371	209	80.00	1.7500	189	280	4.08	49.9500	157	189
Third.....	1.85	3.6000	414	209	92.17	1.7333	218	278	4.25	52.8167	163	199
Fourth.....		3.6000		209		1.7500		280		58.5000		221
Months—												
January.....	1.68	3.6000	376	209	86.50	1.6500	204	264	3.88	49.9500	149	189
February.....	1.63	3.6000	365	209	86.50	1.6500	204	264	3.75	49.9500	144	189
March.....	1.60	3.6000	358	209	86.25	1.7000	204	272	4.13	49.9500	159	189
April.....	1.60	3.6000	358	209	83.50	1.7500	197	280	4.25	49.9500	163	189
May.....	1.63	3.6000	365	209	76.00	1.7500	179	280	4.00	49.9500	154	189
June.....	1.75	3.6000	391	209	80.50	1.7500	190	280	4.00	49.9500	154	189
July.....	1.85	3.6000	414	209	87.50	1.7500	207	280	4.25	49.9500	163	189
August.....	1.85	3.6000	414	209	92.75	1.7500	219	280	4.50	51.0000	173	193
September.....	1.85	3.6000	414	209	96.25	1.7000	227	272	3.75	57.5000	144	217
October.....	1.85	3.6000	414	209	95.75	1.8500	226	296		59.5000		225
November.....		3.6000		209		1.7000		272		58.0000		219
December.....		3.6000		209		1.7000		272		58.0000		219

WHOLESALE PRICES IN JAPAN AND THE UNITED STATES, BY MONTHS, QUARTERS, AND YEARS, 1913-1918—Continued.

	Oil cake, second series.				Paper.				Pine, board, rough.			
	Actual price.		Relative price.		Actual price.		Relative price.		Actual price.		Relative price.	
	Japan.	U. S.	Japan.	U. S.	Japan.	U. S.	Japan.	U. S.	Japan.	U. S.	Japan.	U. S.
Market.....	Yoko-	Kansas			Yoko-	Mills.....			Yoko-	New		
Unit.....	hama.	City.			hama.	.....			hama.	York.		
	10kwan	Ton.....			10jo.....	Pound.....			Tsubo.	M feet.		
Base price.....	Yen.	Dolls.			Yen.	Dolls.			Yen.	Dolls.		
	2.43	26.4792			0.32	0.0225			0.72	37.4091		
1913—Year.....	2.49	24.7900	102	94	.34	.0225	107	100	.73	36.8636	102	99
Quarters—												
First.....	2.47	23.0000	102	87	.34	.0225	104	100	.71	36.5000	98	98
Second.....	2.67	23.5333	110	89	.36	.0225	111	100	.75	36.5000	104	98
Third.....	2.37	26.0000	93	98	.32	.0225	99	100	.75	37.0000	104	99
Fourth.....	2.44	26.5833	101	100	.36	.0225	113	100	.72	37.5000	100	100
Months—												
January.....	2.45	23.2500	101	88	.33	.0225	102	100	.71	36.5000	98	98
February.....	2.50	23.2500	103	88	.33	.0225	102	100	.71	36.5000	98	98
March.....	2.45	22.5000	101	85	.35	.0225	109	100	.71	36.5000	98	98
April.....	2.88	22.7500	113	86	.35	.0225	109	100	.75	36.5000	104	98
May.....	2.63	24.0000	103	91	.37	.0225	115	100	.75	36.5000	104	98
June.....	2.50	24.0000	103	91	.35	.0225	109	100	.75	36.5000	104	98
July.....	2.38	26.0000	98	98	.32	.0225	99	100	.75	(a)	104	b 98
August.....	2.38	27.0000	98	102	.32	.0225	99	100	.75	36.5000	104	98
September.....	2.37	25.0000	98	94	.32	.0225	99	100	.75	37.5000	104	100
October.....	2.50	26.0000	103	98	.34	.0225	105	100	.75	37.5000	104	100
November.....	2.45	27.5000	101	104	.37	.0225	115	100	.71	37.5000	98	100
December.....	2.38	26.2500	98	99	.38	.0225	118	100	.71	37.5000	98	100
1914—Year.....	2.31	24.9688	95	94	.32	.0225	100	100	.69	37.5000	96	100
Quarters—												
First.....	2.46	26.1667	101	99	.33	.0225	101	100	.72	37.5000	100	100
Second.....	2.44	27.16 7	101	103	.28	.0225	87	100	.69	37.5000	96	100
Third.....	2.43	25.9583	100	98	.31	.0225	96	100	.67	37.5000	93	100
Fourth.....	1.92	20.5833	79	78	.37	.0225	115	100	.68	37.5000	94	100
Months—												
January.....	2.38	26.0000	98	98	.35	.0225	109	100	.75	37.5000	104	100
February.....	2.50	26.5000	103	100	.33	.0225	102	100	.71	37.5000	98	100
March.....	2.50	26.0030	103	98	.30	.0225	93	100	.71	37.5000	98	100
April.....	2.45	27.5000	101	104	.28	.0225	87	100	.71	37.5000	98	100
May.....	2.38	27.0000	93	102	.28	.0225	87	100	.68	37.5000	94	100
June.....	2.50	27.0000	103	102	.28	.0225	87	100	.68	37.5000	94	100
July.....	2.45	27.5000	101	104	.28	.0225	87	100	.68	37.5000	94	100
August.....	2.33	27.5000	98	104	.30	.0225	93	100	.68	37.5000	94	100
September.....	2.45	22.8750	101	86	.35	.0225	109	100	.66	37.5000	91	100
October.....	2.00	21.0000	82	79	.35	.0225	109	100	.66	37.5000	91	100
November.....	1.88	19.8750	77	75	.33	.0225	118	100	.69	37.5000	96	100
December.....	1.88	20.8750	77	79	.38	.0225	118	100	.69	37.5000	96	100
1915—Year.....	1.76	24.1063	73	91	.34	.0223	104	99	.69	37.5000	96	100
Quarters—												
First.....	1.83	24.3750	76	92	.37	.0225	114	100	.69	37.5000	96	100
Second.....	1.93	23.4667	79	89	.33	.0225	101	100	.67	37.5000	93	100
Third.....	1.63	22.3833	67	85	.28	.0225	86	100	.67	37.5000	92	100
Fourth.....	1.67	26.2000	69	99	.38	.0218	117	97	.74	37.5000	102	100
Months—												
January.....	1.88	23.8750	77	90	.35	.0225	109	100	.69	37.5000	96	100
February.....	1.75	24.6250	72	93	.37	.0225	115	100	.69	37.5000	96	100
March.....	1.88	24.6250	77	93	.33	.0225	118	100	.69	37.5000	96	100
April.....	2.20	24.2500	91	92	.33	.0225	118	100	.69	37.5000	96	100
May.....	1.83	23.2500	75	88	.35	.0225	109	100	.67	37.5000	92	100
June.....	1.75	22.9000	72	86	.25	.0225	78	100	.67	37.5000	92	100
July.....	1.63	21.7500	67	82	.25	.0225	78	100	.67	(a)	92	b 100
August.....	1.70	22.5000	70	85	.28	.0225	87	100	.67	37.5000	92	100
September.....	1.58	22.9000	65	86	.30	.0225	93	100	.67	37.5000	92	100
October.....	1.63	24.2500	67	92	.35	.0225	109	100	.71	37.5000	98	100
November.....	1.63	26.9000	67	102	.38	.0215	118	96	.75	37.5000	104	100
December.....	1.75	27.4500	72	104	.40	.0215	124	96	.75	37.5000	104	100

a No quotation.

b Interpolated.

## WHOLESALE PRICES IN JAPAN AND THE UNITED STATES, BY MONTHS, QUARTERS AND YEARS, 1913-1918—Continued.

	Oil cake, second series.				Paper.				Pine, board, rough.			
	Actual price.		Relative price.		Actual price.		Relative price.		Actual price.		Relative price.	
	Japan.	U. S.	Japan.	U. S.	Japan.	U. S.	Japan.	U. S.	Japan.	U. S.	Japan.	U. S.
Market.....	Yoko-	Kansas			Yoko-	Mills..			Yoko-	New		
Unit.....	10 kwan	City.			10 jo..	Pound			Tsubo	York		
		Ton....							M feet..			
Base price...	Yen.	Dolls.			Yen.	Dolls.			Yen.	Dolls.		
	2.43	26.4792			0.32	0.0225			0.72	37.4091		
1916—Year.....	2.15	29.9417	88	113	.41	.0270	128	120	.88	37.5000	123	100
Quarters—												
First.....	1.88	28.1500	78	106	.44	.0215	135	96	.80	37.5000	111	100
Second.....	1.98	27.1333	82	102	.37	.0235	114	104	.79	37.5000	109	100
Third.....	2.23	28.2917	92	107	.39	.0304	122	135	.88	37.5000	122	100
Fourth.....	2.48	36.1917	102	137	.45	.0314	140	140	1.07	37.5000	148	100
Months—												
January.....	1.95	28.1500	80	106	.40	.0208	124	92	.80	37.5000	111	100
February.....	1.95	28.1500	80	106	.48	.0218	149	97	.80	37.5000	111	100
March.....	1.75	28.1500	72	106	.43	.0218	133	97	.80	37.5000	111	100
April.....	1.95	27.2500	80	103	.39	.0235	121	104	.80	37.5000	111	100
May.....	2.00	27.0750	82	102	.36	.0235	112	104	.78	37.5000	108	100
June.....	2.00	27.0750	82	102	.35	(a)	109	<sup>b</sup> 118	.78	37.5000	108	100
July.....	2.20	27.0750	91	102	.36	.0300	112	133	.80	37.5000	111	100
August.....	2.25	28.4000	93	107	.37	.0313	115	139	.92	37.5000	128	100
September.....	2.25	29.4000	93	111	.45	.0300	140	133	.92	37.5000	128	100
October.....	2.45	32.0000	101	121	.45	.0300	140	133	1.03	37.5000	143	100
November.....	2.50	37.5000	103	142	.45	.0300	140	133	1.09	37.5000	151	100
December.....	2.50	39.0750	103	148	.45	.0343	140	152	1.09	37.5000	151	100
1917—Year.....	2.99	41.9400	123	158	.51	.0335	157	149	1.14	49.1250	158	131
Quarters—												
First.....	2.50	36.4667	103	138	.46	.0333	142	148	1.03	41.5000	143	111
Second.....	2.79	39.8333	115	150	.47	.0348	147	155	1.03	47.1667	143	126
Third.....	3.42	42.5000	141	161	.55	.0334	171	148	1.18	52.3333	163	140
Fourth.....	3.25	49.3333	134	186	.54	.0321	167	143	1.33	55.5000	184	148
Months—												
January.....	2.50	37.9500	103	143	.48	.0343	147	152	1.09	37.5000	151	100
February.....	2.50	36.2500	103	137	.45	.0343	140	152	1.00	41.5000	139	111
March.....	2.50	35.2000	103	133	.45	.0313	140	139	1.00	45.5000	139	122
April.....	2.50	36.0000	103	136	.45	.0345	140	153	1.09	45.5000	151	122
May.....	2.75	41.5000	113	157	.45	.0350	140	156	1.00	46.5000	139	124
June.....	3.13	42.0000	129	159	.52	.0350	161	156	1.00	49.5000	139	132
July.....	3.25	42.5000	134	161	.55	.0338	171	150	1.00	49.5000	139	132
August.....	3.50	(a)	144	(a)	.55	.0338	171	150	1.20	52.5000	166	140
September.....	3.50	(a)	144	(a)	.55	.0325	171	144	1.33	55.5000	184	148
October.....	3.38	45.7500	139	173	.55	.0325	171	144	1.33	55.5000	184	148
November.....	3.13	46.2500	129	175	.55	.0325	171	144	1.33	55.5000	184	148
December.....	3.25	56.0000	134	211	.52	.0313	161	139	1.33	55.5000	184	148
1918—Year.....		52.8042		199		.0342		152		60.4167		162
Quarters—												
First.....	3.79	49.9500	156	189	.60	.0313	186	139	1.52	56.8330	210	152
Second.....	3.86	49.9500	159	189	.70	.0320	216	142	1.58	59.8333	219	160
Third.....	4.42	52.8167	182	199	.78	.0349	241	155	1.55	62.5000	214	167
Fourth.....		58.5000		221		.0382		170		62.5000		167
Months—												
January.....	3.75	49.9500	154	189	.55	.0313	171	139	1.43	55.5000	198	148
February.....	3.63	49.9500	149	189	.60	.0313	186	139	1.50	57.5000	208	154
March.....	4.00	49.9500	165	189	.65	.0313	202	139	1.62	57.5000	224	154
April.....	4.08	49.9500	168	189	.68	.0316	211	140	1.62	58.5000	224	156
May.....	3.75	49.9500	154	189	.69	.0318	214	141	1.62	60.5000	224	162
June.....	3.75	49.9500	154	189	.72	.0328	223	146	1.50	60.5000	208	162
July.....	4.38	49.9500	180	189	.75	.0338	233	150	1.50	62.5000	208	167
August.....	4.50	51.0000	185	193	.78	.0338	242	150	1.58	62.5000	219	167
September.....	4.38	57.5000	180	217	.80	.0375	248	167	1.58	62.5000	219	167
October.....	3.87	59.5000	159	225	.90	.0375	279	167	1.58	62.5000	219	167
November.....		58.0000		219		.0386		172		62.5000		167
December.....		58.0000		219		.0386		172		62.5000		167

a No quotation.

b Interpolated.

WHOLESALE PRICES IN JAPAN AND THE UNITED STATES, BY MONTHS, QUARTERS, AND YEARS, 1913-1918—Continued.

	Pork.				Rice, first series.				Rice, second series.			
	Actual price.		Relative price.		Actual price.		Relative price.		Actual price.		Relative price.	
	Japan.	U. S.	Japan.	U. S.	Japan.	U. S.	Japan.	U. S.	Japan.	U. S.	Japan.	U. S.
<b>Market.....</b>	<b>Yoko-</b>	<b>Chicago.</b>			<b>Yoko-</b>	<b>New</b>			<b>Yoko-</b>	<b>New</b>		
<b>Unit.....</b>	<b>hama.</b>	<b>hama.</b>			<b>hama.</b>	<b>Or-</b>			<b>hama.</b>	<b>Or-</b>		
	100 kin	Pound..			Koku.	leans.			Koku..	Pound..		
<b>Base price...</b>	<b>Yen.</b>	<b>Dolls.</b>			<b>Yen.</b>	<b>Dolls.</b>			<b>Yen.</b>	<b>Dolls.</b>		
	21.73	0.1535			23.19	0.0526			19.93	0.0315		
<b>1913—Year.....</b>	22.40	.1486	103	97	25.35	.0507	109	96	21.86	.0345	110	110
<b>Quarters—</b>												
<b>First.....</b>	22.50	.1304	104	85	26.22	.0477	113	91	22.47	.0357	113	113
<b>Second.....</b>	22.50	.1474	104	96	25.33	.0493	109	94	21.82	.0370	109	117
<b>Third.....</b>	22.58	.1642	104	107	25.10	.0534	103	102	21.53	.0319	108	101
<b>Fourth.....</b>	22.00	.1525	101	99	24.73	.0523	107	99	21.62	.0332	108	105
<b>Months—</b>												
<b>January.....</b>	22.50	.1263	104	82	26.55	.0475	114	90	22.75	.0350	114	111
<b>February.....</b>	22.50	.1175	104	77	25.95	.0475	112	90	22.20	.0350	111	111
<b>March.....</b>	22.50	.1440	104	94	26.15	.0480	113	91	22.45	.0372	112	118
<b>April.....</b>	22.50	.1572	104	102	25.25	.0488	109	93	21.75	.0382	109	121
<b>May.....</b>	22.50	.1450	104	95	25.25	.0486	109	92	21.70	.0374	109	119
<b>June.....</b>	22.50	.1406	104	92	25.50	.0506	110	96	22.00	.0353	110	112
<b>July.....</b>	22.50	.1544	104	101	25.60	.0534	110	102	22.00	.0346	110	110
<b>August.....</b>	22.75	.1575	105	103	24.65	.0552	106	105	21.15	.0314	106	100
<b>September.....</b>	22.50	.1825	104	119	25.05	.0509	108	97	21.45	.0300	108	95
<b>October.....</b>	22.00	.1713	101	112	25.10	.0542	108	103	21.45	.0333	108	106
<b>November.....</b>	22.00	.1530	101	100	24.85	.0525	107	100	22.05	.0344	111	109
<b>December.....</b>	22.00	.1331	101	87	24.25	.0500	105	95	21.35	.0319	107	101
<b>1914—Year.....</b>	20.63	.1543	95	101	19.59	.0512	84	97	16.55	.0337	83	107
<b>Quarters—</b>												
<b>First.....</b>	21.67	.1431	100	93	22.46	.0514	97	98	19.27	.0311	97	99
<b>Second.....</b>	20.67	.1542	95	100	20.48	.0532	88	101	17.30	.0296	87	94
<b>Third.....</b>	20.33	.1715	94	112	19.35	.0532	83	101	16.32	.0389	82	123
<b>Fourth.....</b>	19.83	.1485	91	97	16.08	.0465	69	88	13.30	.0353	67	112
<b>Months—</b>												
<b>January.....</b>	22.00	.1400	101	91	23.27	.0500	100	95	20.10	.0319	101	101
<b>February.....</b>	21.50	.1456	99	95	22.20	.0522	96	99	18.80	.0307	94	97
<b>March.....</b>	21.50	.1444	99	94	21.90	.0525	94	100	18.90	.0307	95	97
<b>April.....</b>	21.00	.1594	97	104	21.40	.0525	92	100	18.30	.0291	92	92
<b>May.....</b>	20.50	.1610	94	105	19.90	.0533	86	101	16.65	.0292	84	93
<b>June.....</b>	20.50	.1406	94	92	20.15	.0538	87	102	16.95	.0308	85	98
<b>July.....</b>	19.50	.1619	90	105	19.55	.0538	84	102	16.35	.0315	82	100
<b>August.....</b>	20.50	.1715	94	112	19.70	.0554	85	105	16.55	.0399	83	127
<b>September.....</b>	21.00	.1813	97	118	18.80	.0498	81	95	16.05	.0472	81	150
<b>October.....</b>	20.50	.1740	94	113	17.05	.0474	74	90	14.15	.0373	71	118
<b>November.....</b>	20.00	.1488	92	97	16.00	.0434	69	83	13.30	.0322	67	102
<b>December.....</b>	19.00	.1163	87	76	15.20	.0492	66	94	12.45	.0360	63	114
<b>1915—Year.....</b>	17.17	.1429	79	93	15.31	.0474	66	90	13.27	.0417	67	132
<b>Quarters—</b>												
<b>First.....</b>	17.50	.1119	81	73	16.00	.0493	69	94	13.73	.0405	69	129
<b>Second.....</b>	16.67	.1408	77	92	15.77	.0494	68	94	13.47	.0437	68	139
<b>Third.....</b>	17.00	.1677	78	109	14.59	.0454	63	86	12.68	.0426	64	135
<b>Fourth.....</b>	17.50	.1512	81	99	14.87	.0455	64	87	13.20	.0401	66	127
<b>Months—</b>												
<b>January.....</b>	18.00	.1135	83	74	15.90	.0491	69	93	13.80	.0383	69	122
<b>February.....</b>	17.50	.1081	81	70	16.00	.0494	69	94	13.60	.0405	68	129
<b>March.....</b>	17.00	.1138	78	74	16.00	.0494	69	94	13.80	.0432	69	137
<b>April.....</b>	17.00	.1413	78	92	16.05	.0495	69	94	13.70	.0435	69	138
<b>May.....</b>	16.50	.1450	76	95	15.65	.0494	67	94	13.40	.0438	67	139
<b>June.....</b>	16.50	.1350	76	88	15.60	.0494	67	94	13.30	.0438	67	139
<b>July.....</b>	16.50	.1570	76	102	14.73	.0485	64	92	12.75	.0438	64	139
<b>August.....</b>	17.00	.1713	78	112	14.90	.0450	64	86	13.08	.0425	66	135
<b>September.....</b>	17.50	.1775	81	116	14.15	.0419	61	80	12.20	.0411	61	130
<b>October.....</b>	17.50	.1840	81	120	13.75	.0433	59	83	12.30	.0404	62	128
<b>November.....</b>	17.50	.1463	81	95	15.40	.0475	66	90	13.25	.0410	66	130
<b>December.....</b>	17.50	.1150	81	75	15.45	.0456	67	87	14.05	.0393	70	125



WHOLESALE PRICES IN JAPAN AND THE UNITED STATES, BY MONTHS, QUARTERS, AND YEARS, 1913-1918—Continued.

	Pork.				Rice, first series.				Rice, second series.			
	Actual price.		Relative price.		Actual price.		Relative price.		Actual price.		Relative price.	
	Japan.	U. S.	Japan.	U. S.	Japan.	U. S.	Japan.	U. S.	Japan.	U. S.	Japan.	U. S.
Market.....	Yokohama.	Chicago.			Yokohama.	New Orleans.			Yokohama.	New Orleans.		
Unit.....	100 kin	Pound.			Koku.	Pound.			Koku.	Pound.		
Base price....	Yen. 21. 73	Dolls. 0. 1535			Yen. 23. 19	Dolls. 0. 0526			Yen. 19. 93	Dolls. 0. 0315		
1916—Year.....	20. 27	. 1618	93	105	16. 72	. 0456	72	87	14. 27	. 0375	72	119
Quarters—												
First.....	18. 25	. 1315	84	86	15. 78	. 0457	68	87	13. 35	. 0385	67	122
Second.....	19. 83	. 1658	91	108	15. 95	. 0456	69	87	13. 58	. 0393	68	123
Third.....	20. 83	. 1886	96	123	16. 27	. 0444	70	84	14. 06	. 0391	71	121
Fourth.....	22. 17	. 1592	102	104	18. 86	. 0467	81	89	16. 08	. 0347	81	110
Months—												
January.....	17. 50	. 1180	81	77	16. 05	. 0450	69	86	13. 30	. 0388	67	123
February.....	18. 50	. 1244	85	81	15. 95	. 0463	69	88	13. 60	. 0388	68	123
March.....	18. 75	. 1556	86	101	15. 35	. 0459	66	87	13. 15	. 0380	66	121
April.....	19. 50	. 1630	90	106	15. 80	. 0456	68	87	13. 70	. 0382	69	121
May.....	20. 00	. 1675	92	109	16. 00	. 0456	69	87	13. 50	. 0388	68	123
June.....	20. 00	. 1675	92	109	16. 05	. 0456	69	87	13. 55	. 0393	68	125
July.....	20. 00	. 1660	92	108	16. 15	. 0453	70	86	11. 02	. 0389	70	123
August.....	21. 00	. 1863	97	121	16. 45	. 0447	71	85	14. 30	. 0378	72	120
September.....	21. 50	. 2130	99	139	16. 20	. 0433	70	82	13. 85	. 0376	69	119
October.....	21. 50	. 1788	99	116	17. 90	. 0447	77	85	14. 85	. 0355	75	113
November.....	22. 50	. 1575	104	103	18. 75	. 0478	81	91	16. 10	. 0347	81	110
December.....	22. 50	. 1450	104	95	19. 94	. 0475	86	90	17. 30	. 0340	87	108
1917—Year.....	25. 63	. 2435	118	159	23. 70	. 0670	102	127	20. 19	. 0595	101	189
Quarters—												
First.....	23. 17	. 1954	107	127	19. 38	. 0479	84	91	15. 86	. 0354	80	112
Second.....	25. 00	. 2304	115	150	21. 68	. 0697	93	133	18. 18	. 0644	91	204
Third.....	26. 17	. 2823	120	184	25. 52	. 0708	110	135	22. 40	. 0688	112	212
Fourth.....	28. 17	. 2658	130	173	23. 20	. 0781	122	148	24. 32	. 0725	122	230
Months—												
January.....	23. 00	. 1675	106	109	19. 65	. 0475	85	90	16. 18	. 0344	81	109
February.....	23. 00	. 1963	106	128	19. 55	. 0475	84	90	15. 70	. 0344	79	109
March.....	23. 50	. 2170	108	141	18. 95	. 0488	82	93	15. 70	. 0370	79	117
April.....	25. 00	. 2263	115	147	18. 30	. 0671	79	128	16. 20	. 0577	81	183
May.....	25. 00	. 2350	115	153	21. 00	. 0702	91	133	17. 60	. 0674	88	214
June.....	25. 00	. 2300	115	150	25. 75	. 0710	111	135	20. 75	. 0675	104	214
July.....	25. 25	. 2425	116	158	26. 05	. 0702	112	133	22. 60	. 0675	113	214
August.....	25. 75	. 2800	119	182	24. 90	. 0708	107	135	22. 10	. 0658	111	209
September.....	27. 50	. 3160	127	206	25. 60	. 0713	110	136	22. 50	. 0674	113	214
October.....	30. 90	. 3063	138	200	28. 05	. 0773	121	147	24. 50	. 0727	123	231
November.....	28. 50	. 2563	131	167	28. 50	. 0775	123	147	24. 50	. 0722	123	229
December.....	26. 00	. 2410	120	157	28. 05	. 0793	121	151	23. 95	. 0725	120	230
1918—Year.....	50. 20	. 2945		192					33. 82	. 0777		244
Quarters—												
First.....	26. 33	. 2565	121	167	30. 02	. 0817	129	155	26. 23	. 0737	132	234
Second.....	26. 33	. 2787	121	182	33. 84	. 0907	146	172	29. 32	. 0847	147	269
Third.....	34. 00	. 3173	156	207	45. 93	. 0925	198	176	41. 05	. 0827	206	242
Fourth.....	42. 00	. 3254		212					48. 00	. 0720		229
Months—												
January.....	26. 00	. 2650	120	173	29. 25	. 0794	126	151	25. 20	. 0722	126	229
February.....	27. 00	. 2413	124	157	29. 60	. 0794	128	151	26. 60	. 0721	130	229
March.....	26. 00	. 2620	120	171	31. 20	. 0854	135	162	27. 50	. 0759	138	241
April.....	26. 00	. 2756	120	180	31. 00	. 0897	134	171	28. 20	. 0833	142	264
May.....	26. 00	. 2688	120	175	34. 70	. 0906	150	172	28. 50	. 0849	143	270
June.....	27. 00	. 2890	124	188	35. 83	. 0916	154	174	31. 26	. 0860	157	273
July.....	29. 00	. 2863	133	187	40. 61	. 0938	175	178	34. 85	. 0869	175	276
August.....	33. 00	. 3160	152	206	49. 53	. 0924	214	176	46. 30	(a)	232	b 242
September.....	40. 00	. 3500	184	228	47. 66	. 0913	205	174	32. 00	. 0657	211	209
October.....	42. 00	. 3400	193	222	50. 83	. 0913	219	174	48. 00	. 0734	241	233
November.....		. 3240		211		. 0913		174		. 0694		220
December.....		. 3125		204						. 0725		230

a No quotation.

b Interpolated.

## WHOLESALE PRICES IN JAPAN AND THE UNITED STATES, BY MONTHS, QUARTERS, AND YEARS, 1913-1918—Continued.

	Shingles, common.				Silk, medium.				Straw, common.			
	Actual price.		Relative price.		Actual price.		Relative price.		Actual price.		Relative price.	
	Japan.	U. S.	Japan.	U. S.	Japan.	U. S.	Japan.	U. S.	Japan.	U. S.	Japan.	U. S.
Market.....	Yoko-hama.	Waah-ing-ton.			Yoko-hama.				Yoko-hama.	Omaha.		
Unit.....	Tsubo.	1,000.			Tan.	Yard.			10kwan	Ton.		
Base price...	Yen.	Dolls.			Yen.	Dolls.			Yen.	Dolls.		
	1.25	1.7958			3.52	1.5462			0.38	5.0833		
1913—Year.....	1.27	1.9667	102	110	3.55	1.5488	101	100	.37	5.1250	98	101
Quarters—												
First.....	1.13	2.1167	90	118	3.51	1.5400	100	100	.35	5.5000	93	108
Second.....	1.39	2.1000	112	117	3.43	1.5307	97	99	.38	5.0000	99	98
Third.....	1.29	1.9500	104	109	3.53	1.5473	100	100	.44	5.0000	116	98
Fourth.....	1.29	1.7000	104	95	3.72	1.5773	106	102	.32	5.0000	84	98
Months—												
January.....	1.13	2.0500	90	114	3.58	1.5380	101	99	.31	6.0000	81	118
February.....	1.13	2.1500	90	120	3.53	1.5420	100	100	.37	5.5000	97	108
March.....	1.13	2.1500	90	120	3.43	1.5400	97	100	.38	5.0000	102	98
April.....	1.39	2.1500	112	120	3.43	1.5340	97	99	.38	5.0000	100	98
May.....	1.39	2.1000	112	117	3.43	1.5320	97	99	.37	5.0000	97	98
June.....	1.39	2.0500	112	114	3.43	1.5260	97	99	.38	5.0000	100	98
July.....	1.29	2.0500	104	114	3.43	1.5400	97	100	.43	5.0000	113	98
August.....	1.29	1.9500	104	109	3.48	1.5500	99	100	.47	5.0000	123	98
September.....	1.29	1.8500	104	103	3.70	1.5520	105	100	.43	5.0000	112	98
October.....	1.29	1.7500	104	97	3.70	1.5680	105	101	.27	5.0000	71	98
November.....	1.29	1.6500	104	92	3.73	1.5840	106	102	.35	5.0000	93	98
December.....	1.29	1.7000	104	95	3.73	1.5800	106	102	.33	5.0000	87	98
1914—Year.....	1.19	1.7125	96	95	3.32	1.5312	94	99	.36	5.2500	96	103
Quarters—												
First.....	1.20	1.7833	96	99	3.46	1.5433	98	100	.34	5.0000	90	98
Second.....	1.20	1.7500	96	97	3.38	1.5167	96	98	.42	5.3333	110	105
Third.....	1.20	1.7000	96	95	3.07	1.5347	87	99	.42	5.3333	112	105
Fourth.....	1.17	1.6167	94	90	3.37	1.5300	96	99	.27	5.3333	71	105
Months—												
January.....	1.20	1.7500	96	97	3.53	1.5640	100	101	.34	5.0000	91	98
February.....	1.20	1.8000	96	100	3.43	1.5340	97	99	.33	5.0000	88	98
March.....	1.20	1.8000	96	100	3.43	1.5320	97	99	.35	5.0000	91	98
April.....	1.20	1.8000	96	100	3.43	1.5240	97	99	.38	5.0000	100	98
May.....	1.20	1.7000	96	95	3.35	1.5200	95	98	.45	5.0000	119	108
June.....	1.20	1.7500	96	97	3.35	1.5060	95	97	.42	5.5000	112	108
July.....	1.20	1.7500	96	97	3.00	1.5320	85	99	.37	5.5000	97	108
August.....	1.20	1.7000	96	95	3.10	1.5380	88	99	.45	5.5000	119	108
September.....	1.20	1.6500	96	92	3.10	1.5340	88	99	.45	5.0000	119	98
October.....	1.20	1.6500	96	92	3.38	1.5260	96	99	.24	5.0000	62	98
November.....	1.16	1.6000	93	89	3.63	1.5320	103	99	.31	5.0000	81	98
December.....	1.16	1.6000	93	89	3.10	1.5320	88	99	.27	6.0000	71	118
1915—Year.....	1.15	1.6642	92	93	3.65	1.5220	104	98	.29	5.7500	77	113
Quarters—												
First.....	1.17	1.6633	94	93	3.39	1.5240	96	99	.29	6.0000	77	118
Second.....	1.16	1.6600	93	92	3.65	1.5360	104	99	.29	6.0000	76	118
Third.....	1.13	1.6333	90	91	3.68	1.5053	105	97	.32	5.5000	85	108
Fourth.....	1.13	1.7000	90	95	3.88	1.5227	110	98	.26	5.5000	69	108
Months—												
January.....	1.16	1.6400	93	91	3.10	1.5180	88	98	.31	6.0000	82	118
February.....	1.16	1.7000	93	95	3.63	1.5260	103	99	.20	6.0000	53	118
March.....	1.20	1.6500	96	92	3.45	1.5280	98	99	.37	6.0000	97	118
April.....	1.16	1.6800	93	94	3.65	1.5240	104	99	.24	7.0000	64	138
May.....	1.16	1.6500	93	92	3.65	1.4820	104	96	.32	5.5000	84	108
June.....	1.16	1.6500	93	92	3.65	1.6020	104	104	.31	5.5000	81	108
July.....	1.13	1.6000	90	89	3.65	1.5380	104	99	.29	5.5000	78	108
August.....	1.13	1.6500	90	92	3.65	1.5020	104	97	.31	5.5000	82	108
September.....	1.13	1.6500	90	92	2.75	1.4760	106	95	.37	5.5000	97	108
October.....	1.13	1.6500	90	92	3.75	1.4580	106	94	.23	5.5000	61	108
November.....	1.13	1.6500	90	92	3.90	1.5350	111	99	.24	5.5000	62	108
December.....	1.13	1.8000	90	100	4.00	1.5750	114	102	.31	5.5000	82	108

## WHOLESALE PRICES IN JAPAN AND THE UNITED STATES, BY MONTHS, QUARTERS, AND YEARS, 1913-1918—Continued.

	Shingles, common.				Silk, medium.				Straw, common.			
	Actual price.		Relative price.		Actual price.		Relative price.		Actual price.		Relative price.	
	Japan.	U. S.	Japan.	U. S.	Japan.	U. S.	Japan.	U. S.	Japan.	U. S.	Japan.	U. S.
Market.....	Yoko-hama.	Waah-ington.			Yoko-hama.				Yoko-hama.	Omaha.		
Unit.....	Tsubo.	1,000.			Tan.	Yard.			10kwan	Ton.		
Base price.....	Yen. 1.25	Dolls. 1.7958			Yen. 3.52	Dolls. 1.5462			Yen. 0.38	Dolls. 5.0833		
1916—Year.....	1.29	1.91	103	106	4.31	1.8311	122	118	.33	5.4167	87	107
Quarters—												
First.....	1.14	1.8466	91	103	4.12	1.6653	117	108	.30	5.5000	79	108
Second.....	1.27	1.9133	102	107	4.17	1.8460	118	119	.35	5.5000	92	108
Third.....	1.25	1.8300	101	102	4.37	1.8803	124	122	.35	5.0833	93	100
Fourth.....	1.49	2.0500	119	114	4.58	1.9327	130	125	.31	5.5833	83	110
Months—												
January.....	1.13	1.7700	90	99	3.75	1.6300	106	105	.26	5.5000	68	108
February.....	1.13	1.8600	90	104	4.25	1.6540	121	107	.29	5.5000	78	108
March.....	1.16	1.9100	93	106	4.35	1.7120	123	111	.35	5.5000	91	108
April.....	1.20	1.9300	93	107	4.25	1.8640	121	121	.33	5.5000	88	108
May.....	1.29	1.9100	103	106	4.15	1.8260	118	118	.37	5.5000	97	108
June.....	1.33	1.9000	107	106	4.10	1.8480	116	120	.34	5.5000	91	108
July.....	1.20	1.8500	96	103	4.25	1.9000	121	123	.31	5.0000	82	98
August.....	1.22	1.8400	98	102	4.35	1.8520	123	120	.37	5.0000	98	98
September.....	1.33	1.8000	107	100	4.50	1.8890	128	122	.38	5.2500	100	103
October.....	1.38	2.0000	111	111	4.50	1.9210	128	124	.23	5.2500	90	103
November.....	1.56	2.1000	125	117	4.75	1.9290	135	125	.32	5.2500	84	103
December.....	1.52	2.0500	122	114	4.50	1.9480	128	126	.40	6.2500	105	123
1917—Year.....	1.95	2.8175	157	157	5.08	2.0968	144	136	.54	6.9375	142	136
Quarters—												
First.....	1.60	2.3900	128	133	4.40	1.9573	125	127	.37	6.2500	99	123
Second.....	1.64	3.0967	131	172	4.75	2.0220	135	131	.51	6.5833	134	130
Third.....	2.00	3.0033	161	167	5.92	2.1547	168	139	.69	7.2500	183	143
Fourth.....	2.57	2.7800	206	155	5.25	2.2533	149	146	.57	7.6667	150	151
Months—												
January.....	1.56	2.1600	125	120	4.35	1.9440	123	126	.37	6.2500	97	123
February.....	1.56	2.3700	125	132	4.35	1.9460	123	126	.34	6.2500	89	123
March.....	1.67	2.6400	133	147	4.50	1.9820	128	128	.42	6.2500	111	123
April.....	1.64	3.1700	131	177	4.50	1.9860	128	128	.45	6.2500	119	123
May.....	1.64	3.3100	131	184	4.75	1.9960	135	129	.53	6.2500	139	123
June.....	1.64	2.8100	131	156	5.00	2.0840	142	135	.55	7.2500	146	143
July.....	1.64	3.0000	131	167	6.75	2.0480	192	132	.55	7.2500	146	143
August.....	1.80	3.1300	145	174	5.50	2.1700	156	140	.73	7.2500	193	143
September.....	2.57	2.8800	206	160	5.50	2.2460	156	145	.80	7.2500	212	143
October.....	2.57	2.7100	206	151	5.25	2.2080	149	143	.50	6.5000	132	128
November.....	2.57	2.8000	206	156	5.00	2.2700	142	147	.60	7.5000	159	148
December.....	2.57	2.8500	206	159	5.50	2.2820	156	148	.60	9.0000	159	177
1918—Year.....					2.4943		161					
Quarters—												
First.....	2.57	2.8367	206	158	5.50	2.3053	156	149	.63	9.3333	168	184
Second.....	2.57	2.9967	206	167	6.25	2.3630	177	153	.66	7.0833	175	139
Third.....	2.40	2.8667	193	160	7.71	2.5767	219	167	.80	8.2500	212	162
Fourth.....						2.7320		177				
Months—												
January.....	2.57	2.7900	206	155	5.50	2.3020	156	149	.55	9.0000	146	177
February.....	2.57	2.7400	206	153	5.50	2.2840	156	148	.65	9.0000	172	177
March.....	2.57	2.9800	206	166	5.50	2.3300	156	151	.70	10.0000	185	197
April.....	2.57	2.9700	206	165	6.00	2.3240	170	150	.70	8.0000	185	157
May.....	2.57	2.9000	206	162	6.00	2.3220	170	150	.68	6.2500	180	123
June.....	2.57	3.1200	206	174	6.75	2.4430	192	158	.60	7.0000	159	138
July.....	2.40	3.0800	193	172	7.25	2.4490	206	158	.80	8.5000	212	167
August.....	2.40	2.8200	193	157	7.75	2.6230	220	170	.80	9.5000	212	187
September.....	2.40	2.7000	193	150	8.13	2.6580	231	172	.80	6.7500	212	133
October.....	2.40	2.3700	193	132	8.50	2.7300	241	177	.85	6.7500	225	133
November.....		2.4800		138		2.7220		176				
December.....						2.7440		177				

## WHOLESALE PRICES IN JAPAN AND THE UNITED STATES, BY MONTHS, QUARTERS AND YEARS, 1913-1918—Continued.

	Sugar, brown.				Sugar, white.				Tea, medium.			
	Actual price.		Relative price.		Actual price.		Relative price.		Actual price.		Relative price.	
	Japan.	U. S.	Japan.	U. S.	Japan.	U. S.	Japan.	U. S.	Japan.	U. S.	Japan.	U. S.
Market.....	Yoko-	New	.....	.....	Yoko-	New	.....	.....	Yoko-	New	.....	.....
Unit.....	hama.	York.	.....	.....	hama.	York.	.....	.....	hama.	York.	.....	.....
	100 kin	Pound	.....	.....	100 kin	Pound	.....	.....	100 kin.	Pound	.....	.....
Base price...	Yen.	Dolls.	.....	.....	Yen.	Dolls.	.....	.....	Yen.	Dolls.	.....	.....
	13.24	0.0340	.....	.....	20.66	0.0413	.....	.....	39.33	0.1434	.....	.....
1913--Year.....	14.05	.0351	106	103	21.14	.0427	102	103	39.92	.1460	101	102
Quarters—												
First.....	14.57	.0352	119	104	21.28	.0429	103	104	41.00	.1529	104	107
Second.....	14.08	.0336	106	99	21.25	.0411	103	100	40.33	.1467	103	102
Third.....	13.93	.0366	105	108	21.10	.0454	102	110	39.33	.1425	100	99
Fourth.....	13.60	.0349	103	103	20.92	.0416	101	101	39.00	.1425	99	99
Months—												
January.....	14.72	.0354	111	104	21.17	.0450	102	109	41.00	.1563	104	109
February.....	14.45	.0348	109	102	21.30	.0418	103	101	41.00	.1525	104	104
March.....	14.55	.0354	110	104	21.35	.0419	103	101	41.00	.1500	104	105
April.....	14.00	.0340	106	100	21.00	.0410	102	99	41.00	.1475	104	103
May.....	14.24	.0334	108	98	21.15	.0410	102	99	40.00	.1475	102	103
June.....	14.00	.0334	106	98	21.25	.0414	103	100	40.00	.1450	102	101
July.....	14.10	.0355	106	104	21.10	.0447	102	108	40.00	.1425	102	99
August.....	13.92	.0371	105	109	21.12	.0461	102	112	39.00	.1425	99	99
September.....	13.76	.0372	104	109	21.06	.0453	102	110	39.00	.1425	99	99
October.....	13.60	.0347	103	102	21.01	.0419	102	101	39.00	.1425	99	99
November.....	13.60	.0362	103	106	20.88	.0421	101	102	39.00	.1425	99	99
December.....	13.60	.0335	103	99	20.88	.0408	101	99	39.00	.1425	99	99
1914--Year.....	13.26	.0385	100	113	21.40	.0471	104	114	39.71	.1631	101	114
Quarters—												
First.....	12.96	.0326	98	96	20.61	.0389	100	94	39.50	.1425	100	99
Second.....	12.48	.0319	94	94	20.00	.0395	97	96	39.50	.1463	100	102
Third.....	13.68	.0480	103	141	22.43	.0523	109	141	39.50	.1840	100	128
Fourth.....	13.92	.0414	105	122	22.56	.0583	109	127	40.33	.1796	103	125
Months—												
January.....	13.28	.0335	100	99	20.88	.0392	101	95	39.50	.1425	100	99
February.....	12.88	.0344	97	101	20.64	.0392	100	95	39.50	.1425	100	99
March.....	12.72	.0298	96	88	20.32	.0382	98	92	39.50	.1425	100	99
April.....	12.64	.0297	96	87	20.16	.0372	98	90	39.50	.1438	100	100
May.....	12.48	.0321	94	94	20.00	.0397	97	96	39.50	.1475	100	103
June.....	12.32	.0337	93	99	19.84	.0417	96	101	39.50	.1475	100	103
July.....	12.40	.0328	94	97	20.40	.0420	99	102	39.50	.1500	100	105
August.....	14.00	.0522	106	154	22.80	.0649	110	157	39.00	.1919	99	134
September.....	14.64	.0579	111	170	24.08	.0680	117	165	40.00	.2050	102	143
October.....	14.08	.0446	106	131	23.12	.0593	112	144	40.00	.1900	102	133
November.....	13.92	.0390	105	115	22.24	.0493	108	119	40.50	.1750	103	122
December.....	13.76	.0398	104	117	22.32	.0483	108	117	40.50	.1750	103	122
1915--Year.....	13.18	.0465	100	137	22.15	.0556	107	135	42.83	.1835	109	128
Quarters—												
First.....	13.63	.0451	103	133	21.76	.0538	105	130	42.17	.1771	107	124
Second.....	13.25	.0482	100	142	22.27	.0585	108	142	43.00	.1817	109	127
Third.....	13.28	.0465	100	137	22.86	.0546	111	132	42.83	.1985	109	138
Fourth.....	12.55	.0462	95	136	21.71	.0552	105	134	43.17	.1765	110	123
Months—												
January.....	13.76	.0406	104	119	21.76	.0488	105	118	40.50	.1750	103	122
February.....	13.68	.0474	103	139	21.36	.0554	103	134	43.00	.1750	109	122
March.....	13.44	.0485	101	143	22.16	.0571	107	138	43.00	.1805	109	126
April.....	13.28	.0474	100	139	21.92	.0578	106	140	43.50	.1825	111	127
May.....	13.28	.0483	100	142	22.08	.0588	107	142	43.00	.1775	109	124
June.....	13.20	.0490	100	144	22.80	.0588	110	142	43.00	.1845	109	129
July.....	13.28	.0485	100	143	23.20	.0582	112	141	42.50	.1925	108	141
August.....	13.37	.0475	101	140	22.97	.0549	111	133	43.00	.1995	109	139
September.....	13.20	.0430	100	126	22.40	.0506	108	123	43.00	.1932	109	135
October.....	12.68	.0416	96	122	21.60	.0497	105	120	43.00	.1800	109	126
November.....	12.32	.0485	93	143	21.44	.0568	104	138	43.00	.1750	109	122
December.....	12.64	.0497	96	146	22.08	.0592	107	143	43.50	.1750	111	122

WHOLESALE PRICES IN JAPAN AND THE UNITED STATES, BY MONTHS, QUARTERS, AND YEARS, 1913-1918-Continued.

	Sugar, brown.				Sugar, white.				Tea, medium.			
	Actual price.		Relative price.		Actual price.		Relative price.		Actual price.		Relative price.	
	Japan.	U. S.	Japan.	U. S.	Japan.	U. S.	Japan.	U. S.	Japan.	U. S.	Japan.	U. S.
Market.....	Yoko-	New	.....	.....	Yoko-	New	.....	.....	Yoko-	New	.....	.....
Unit.....	hama-	York.	.....	.....	hama-	York.	.....	.....	Yoko-	York.	.....	.....
	100 kin	Pound.	.....	.....	100 kin	Pound.	.....	.....	100 kin.	Pound.	.....	.....
Base price...	Yen.	Dolls.	.....	.....	Yen.	Dolls.	.....	.....	Yen.	Dolls.	.....	.....
	13.24	0.0340	.....	.....	20.66	0.0413	.....	.....	39.33	0.1434	.....	.....
1916—Year.....	13.56	.0577	102	170	23.38	.0688	113	167	40.79	.1835	104	128
Quarters—												
First.....	12.75	.0503	96	148	22.59	.0610	109	148	43.50	.1779	111	124
Second.....	13.44	.0627	102	184	23.41	.0729	113	177	41.00	.1910	104	133
Third.....	13.47	.0584	102	172	23.39	.0696	113	169	38.67	.1825	98	127
Fourth.....	14.58	.0596	110	175	24.11	.0712	117	172	40.00	.1825	102	127
Months—												
January.....	12.72	.0466	96	137	22.40	.0573	108	139	43.50	.1750	111	122
February.....	12.72	.0494	96	145	22.64	.0597	110	145	43.50	.1765	111	123
March.....	12.80	.0558	97	164	22.72	.0659	110	160	43.50	.1825	111	127
April.....	13.12	.0611	99	180	22.88	.0706	111	171	43.00	.1925	109	134
May.....	13.60	.0843	103	189	23.44	.0746	113	181	40.00	.1925	102	134
June.....	13.60	.0630	103	185	23.92	.0736	116	178	40.00	.1875	102	131
July.....	13.44	.0633	102	186	23.60	.0750	114	182	38.00	.1825	97	127
August.....	13.44	.0576	102	169	23.36	.0700	113	169	39.00	.1825	99	127
September.....	13.52	.0542	102	159	23.20	.0637	112	154	39.00	.1825	99	127
October.....	13.76	.0634	104	186	23.20	.0708	112	171	40.00	.1825	102	127
November.....	14.54	.0632	110	186	24.66	.0735	119	178	40.00	.1825	102	127
December.....	15.44	.0536	117	158	24.48	.0692	119	168	40.00	.1825	102	127
1917—Year.....	14.77	.0628	112	185	24.43	.0771	118	187	42.38	.2481	108	173
Quarters—												
First.....	14.37	.0529	109	156	23.57	.0686	114	166	40.17	.1937	102	135
Second.....	13.95	.0612	105	180	23.71	.0788	115	191	42.17	.2571	107	179
Third.....	15.41	.0698	116	205	25.23	.0797	122	193	43.83	.2665	111	186
Fourth.....	15.36	.0672	116	198	25.20	.0814	122	197	43.33	.2752	110	192
Months—												
January.....	15.36	.0524	116	154	24.08	.0662	117	160	39.00	.1835	99	128
February.....	14.08	.0507	106	149	23.36	.0636	113	166	40.50	.1975	103	138
March.....	13.68	.0550	103	162	23.28	.0706	113	171	41.00	.2025	104	141
April.....	13.68	.0625	103	184	23.20	.0815	112	197	41.00	.2394	104	167
May.....	13.92	.0610	105	179	23.60	.0794	114	192	43.00	.2675	109	187
June.....	14.24	.0603	108	177	24.32	.0754	118	183	42.50	.2619	108	183
July.....	14.64	.0665	111	196	24.72	.0745	120	180	42.00	.2530	107	176
August.....	15.68	.0734	118	216	25.44	.0818	123	198	44.50	.2750	113	192
September.....	15.92	.0697	120	205	25.52	.0823	124	199	45.00	.2750	114	192
October.....	15.60	.0690	118	203	25.44	.0818	123	198	44.00	.2750	112	192
November.....	15.36	.0690	116	203	25.28	.0818	122	198	43.00	.2750	109	192
December.....	15.12	.0643	114	189	24.88	.0804	120	195	43.00	.2756	109	192
1918—Year.....	15.09	.0641	.....	189	.....	.0780	.....	189	.....	.3041	.....	212
Quarters—												
First.....	15.09	.0601	114	177	25.01	.0735	121	178	43.50	.2810	111	196
Second.....	15.84	.0601	120	177	27.31	.0730	132	177	52.33	.2983	133	208
Third.....	15.57	.0634	118	186	27.09	.0769	131	186	63.67	.3129	162	218
Fourth.....	.....	.0728	.....	214	.....	.0882	.....	214	.....	.3229	.....	225
Months—												
January.....	15.36	.0601	116	177	24.16	.0744	117	180	43.00	.2775	109	194
February.....	14.72	.0601	111	177	25.12	.0730	122	177	44.00	.2788	112	194
March.....	15.20	.0601	115	177	25.76	.0730	125	177	43.50	.2875	111	200
April.....	15.52	.0601	117	177	27.04	.0730	131	177	44.00	.2930	112	204
May.....	15.84	.0601	120	177	27.36	.0730	132	177	53.00	.3006	135	210
June.....	16.16	.0602	122	177	27.52	.0731	133	177	60.00	.3025	153	211
July.....	15.36	.0606	116	178	27.20	.0735	132	178	65.00	.3085	165	215
August.....	15.52	.0606	117	178	27.04	.0735	131	178	64.00	.3100	163	216
September.....	15.84	.0698	120	205	27.04	.0845	131	205	62.00	.3213	158	224
October.....	17.76	.0728	134	214	28.80	.0882	139	214	65.00	.3250	165	227
November.....	.....	.0728	.....	214	.....	.0882	.....	214	.....	.3250	.....	227
December.....	.....	.0728	.....	214	.....	.0882	.....	214	.....	.3190	.....	222

## WHOLESALE PRICES IN JAPAN AND THE UNITED STATES, BY MONTHS, QUARTERS, AND YEARS, 1913-1918—Continued.

	Tiles, earthen.				Wax, refined.				Wheat, medium.			
	Actual price.		Relative price.		Actual price.		Relative price.		Actual price.		Relative price.	
	Japan.	U. S.	Japan.	U. S.	Japan.	U. S.	Japan.	U. S.	Japan.	U. S.	Japan.	U. S.
Market.....	Yokohama.	New England.			Yokohama.	New York.			Yokohama.	Kansas City.		
Unit.....	100....	Ton....			10 kwan	Pound.			Koku..	Bu. (60 lbs.).		
Base price...	Yen. 2.08	Dolls. 3.0000			Yen. 16.48	Dolls. 0.0638			Yen. 11.10	Dolls. 0.8746		
1913—Year.....	2.09	3.0000	101	100	16.07	.0638	98	100	11.63	.8767	105	100
Quarters—												
First.....	2.05	3.0000	99	100	15.92	.0638	97	100	12.27	.8769	111	100
Second.....	2.12	3.0000	102	100	16.08	.0638	98	100	11.92	.8979	107	103
Third.....	2.10	3.0000	101	100	15.35	.0638	93	100	11.03	.8602	99	98
Fourth.....	2.10	3.0000	101	100	16.92	.0638	103	100	11.28	.8725	102	100
Months—												
January.....	2.00	3.0000	96	100	15.90	.0638	97	100	12.65	.8813	114	101
February.....	2.00	3.0000	96	100	16.00	.0638	97	100	12.25	.8813	110	101
March.....	2.15	3.0000	104	100	15.85	.0638	96	100	11.90	.8681	107	99
April.....	2.15	3.0000	104	100	16.05	.0638	97	100	12.00	.8900	108	102
May.....	2.10	3.0000	101	100	16.10	.0638	98	100	12.00	.9800	108	102
June.....	2.10	3.0000	101	100	16.10	.0638	98	100	11.75	.9138	106	104
July.....	2.10	3.0000	101	100	15.30	.0638	93	100	11.00	.8575	99	98
August.....	2.10	3.0000	101	100	15.35	.0638	93	100	10.90	.8450	98	97
September.....	2.10	3.0000	101	100	15.40	.0638	93	100	11.20	.8781	101	100
October.....	2.10	3.0000	101	100	16.35	.0638	99	100	11.60	.8778	105	100
November.....	2.10	3.0000	101	100	17.10	.0638	104	100	11.40	.8656	103	99
December.....	2.10	3.0000	101	100	17.30	.0638	105	100	10.85	.8740	98	100
1914—Year.....	2.00	3.0000	96	100	17.12	.0638	104	100	11.04	.9391	99	107
Quarters—												
First.....	2.10	3.0000	101	100	17.23	.0638	105	100	11.17	.8705	101	100
Second.....	2.00	3.0000	96	100	16.42	.0638	100	100	10.90	.8951	98	102
Third.....	1.97	3.0000	95	100	17.30	.0638	105	100	10.87	.9106	98	104
Fourth.....	1.93	3.0000	93	100	17.53	.0638	106	100	11.22	1.0719	101	123
Months—												
January.....	2.10	3.0000	101	100	17.30	.0638	105	100	10.70	.8594	96	98
February.....	2.10	3.0000	101	100	17.10	.0638	104	100	11.20	.8675	101	99
March.....	2.10	3.0000	101	100	17.30	.0638	105	100	11.60	.8847	105	101
April.....	2.00	3.0000	96	100	16.35	.0638	99	100	11.20	.8765	101	100
May.....	2.00	3.0000	96	100	17.10	.0638	104	100	10.90	.8938	98	102
June.....	2.00	3.0000	96	100	15.80	.0638	96	100	10.60	.9150	96	105
July.....	2.00	3.0000	96	100	17.10	.0638	104	100	10.25	.8155	92	93
August.....	2.00	3.0000	96	100	17.30	.0638	105	100	11.50	.8719	104	100
September.....	1.90	3.0000	92	100	17.50	.0638	106	100	10.85	1.0445	98	119
October.....	1.90	3.0000	92	100	17.70	.0638	107	100	10.90	1.0219	98	117
November.....	1.95	3.0000	94	100	17.50	.0638	106	100	11.25	1.0738	101	123
December.....	1.65	3.0000	94	100	17.40	.0638	106	100	11.50	1.1200	104	128
1915—Year.....	1.90	2.8750	92	96	17.59	.0659	107	103	11.39	1.2904	103	148
Quarters—												
First.....	1.90	3.0000	92	100	17.40	.0638	106	100	12.88	1.4489	116	166
Second.....	1.90	2.8330	92	94	17.60	.0638	107	100	11.52	1.4130	104	162
Third.....	1.90	2.7500	92	92	17.73	.0642	108	101	9.65	1.2246	87	140
Fourth.....	1.90	2.9167	92	97	17.63	.0750	107	118	11.52	1.0678	104	122
Months—												
January.....	1.90	3.0000	92	100	17.40	.0638	106	110	12.25	1.3300	110	152
February.....	1.90	3.0000	92	100	17.40	.0638	106	100	13.65	1.5297	123	175
March.....	1.90	3.0000	92	100	17.40	.0638	106	100	12.75	1.4569	115	170
April.....	1.90	3.0000	92	100	17.40	.0638	106	100	12.40	1.5150	112	173
May.....	1.90	2.7500	92	92	17.90	.0638	109	100	12.40	1.5090	112	173
June.....	1.90	2.7500	92	92	17.50	.0638	106	100	9.75	1.2150	88	139
July.....	1.90	2.7500	92	92	17.40	.0638	106	100	8.85	1.3400	80	153
August.....	1.90	2.7500	92	92	17.80	.0638	108	100	9.70	1.2575	87	144
September.....	1.90	2.7500	92	92	18.00	.0650	109	102	10.40	1.0763	94	123
October.....	1.90	2.7500	92	92	18.00	.0650	109	102	11.00	1.0720	99	123
November.....	1.90	3.0000	92	100	17.60	(a)	107	(a)	11.65	1.0413	105	119
December.....	1.90	3.0000	92	100	17.30	.0850	105	133	11.90	1.0900	107	125

a Nominal.

WHOLESALE PRICES IN JAPAN AND THE UNITED STATES, BY MONTHS, QUARTERS, AND YEARS, 1913-1918—Continued.

	Tiles, earthen.				Wax, refined.				Wheat, medium.			
	Actual price.		Relative price.		Actual price.		Relative price.		Actual price.		Relative price.	
	Japan.	U. S.	Japan.	U. S.	Japan.	U. S.	Japan.	U. S.	Japan.	U. S.	Japan.	U. S.
Market.....	Yoko- hama.	New Eng- land.			Yoko- hama.	New York.			Yoko- hama.	Kansas City.		
Unit.....	100.....	Ton.....			10kwan	Pound.			Koku..	Bu. (60 lbs.).		
Base price...	Yen.	Dolls.			Yen.	Dolls.			Yen.	Dolls.		
	2.08	3.0000			16.48	0.0638			11.10	0.8746		
1916—Year.....	2.10	3.5000	101	117	21.59	.0967	131	152	11.28	1.3292	102	152
Quarters—												
First.....	1.93	3.2500	93	108	20.20	.0692	123	108	11.63	1.1652	105	133
Second.....	2.10	3.2500	101	108	21.57	.1025	131	161	10.10	1.0873	91	124
Third.....	2.10	3.5833	101	119	21.63	.1075	131	168	10.57	1.3356	95	153
Fourth.....	2.27	3.9167	109	131	22.97	.1075	139	168	12.82	1.7438	116	199
Months—												
January.....	1.90	3.2500	92	108	17.40	.0625	106	98	12.50	1.2006	113	137
February.....	1.90	3.2500	92	108	21.50	.0625	130	98	11.50	1.2250	104	140
March.....	2.00	3.2500	96	108	21.70	.0825	132	129	10.90	1.0700	98	122
April.....	2.10	3.2500	101	108	21.70	.0925	132	145	10.80	1.1363	97	130
May.....	2.10	3.2500	101	108	21.50	.1075	130	168	10.25	1.1075	92	127
June.....	2.10	3.2500	101	108	21.50	.1075	130	168	9.25	1.0181	83	116
July.....	2.10	3.2500	101	108	21.50	.1075	130	168	10.25	1.0850	92	124
August.....	2.10	3.7500	101	125	21.70	.1075	132	168	10.75	1.3894	97	159
September.....	2.10	3.7500	101	125	21.70	.1075	132	168	10.70	1.5325	96	175
October.....	2.10	3.7500	101	125	21.80	.1075	132	168	12.50	1.6520	113	189
November.....	2.20	4.0000	106	133	23.50	.1075	143	168	13.05	1.8594	118	213
December.....	2.50	4.0000	120	133	23.60	.1075	143	168	12.90	1.7200	116	197
1917—Year.....	3.51	5.5625	169	185	23.37	.1185	142	186	13.82	2.2956	125	262
Quarters—												
First.....	3.03	4.0833	146	136	23.53	.0998	143	156	11.30	1.9000	102	217
Second.....	3.13	5.3333	151	178	23.63	.1125	143	176	13.17	2.7506	119	314
Third.....	3.20	6.3333	154	211	23.80	.1207	144	189	14.97	2.4119	135	276
Fourth.....	4.67	6.5000	225	217	22.50	.1412	137	221	15.83	2.1200	143	242
Months—												
January.....	3.00	4.0000	145	133	23.60	.1050	143	165	11.65	1.8956	105	217
February.....	3.10	4.0000	149	133	23.50	.0975	143	153	10.95	1.8013	99	206
March.....	3.00	4.2500	145	142	23.50	.0975	143	153	11.30	1.9825	102	227
April.....	3.00	4.7500	145	158	23.30	.1031	141	162	12.90	2.5306	116	289
May.....	3.20	5.2500	154	175	23.80	.1141	144	179	12.60	3.0463	114	348
June.....	3.20	6.0000	154	200	23.80	.1188	144	186	14.00	2.6900	126	308
July.....	3.20	6.2500	154	208	23.80	.1188	144	186	14.75	2.4070	133	275
August.....	3.30	6.2500	159	208	23.80	.1188	144	186	14.75	2.6463	133	303
September.....	3.10	6.5000	149	217	23.80	.1238	144	194	15.40	2.1838	139	250
October.....	4.50	6.5000	217	217	23.50	.1325	143	208	15.30	2.1200	138	242
November.....	5.00	6.5000	241	217	22.00	.1388	134	218	15.30	2.1200	138	242
December.....	4.50	6.5000	217	217	22.00	.1500	134	235	16.90	2.1200	152	242
1918—Year.....	4.12	6.8125		227						2.1565		247
Quarters—												
First.....	4.23	6.6667	204	222	22.20	.1490	135	234	23.38	2.1200	211	242
Second.....	3.97	6.7500	191	225	25.50	.1528	155	239	22.53	2.1200	203	242
Third.....	4.10	7.0000	198	233	33.17	.1513	201	237	23.00	2.1952	207	251
Fourth.....	4.30	6.8333		228						2.1955		251
Months—												
January.....	4.50	6.5000	217	217	22.20	.1500	135	235	21.00	2.1200	189	242
February.....	4.20	6.7500	202	225	22.20	.1463	135	229	24.15	2.1200	218	242
March.....	4.00	6.7500	193	225	22.20	.1505	135	236	25.00	2.1200	225	242
April.....	3.80	6.7500	183	225	22.50	.1575	137	247	24.00	2.1200	216	242
May.....	4.00	6.7500	193	225	26.50	.1531	161	240	23.20	2.1200	209	242
June.....	4.10	6.7500	198	225	27.50	.1488	167	233	20.40	2.1200	184	242
July.....	4.00	7.0000	193	233	29.50	.1488	179	233	21.30	2.2520	192	258
August.....	4.00	7.0000	193	233	34.50	.1525	209	239	22.70	2.1600	205	247
September.....	4.30	7.0000	207	233	35.50	.1525	215	239	25.00	2.1594	225	247
October.....	4.30	7.0000	207	233	35.50	.1525	215	239	22.60	2.1665	204	248
November.....		6.7500		225						2.1600		247
December.....		6.7500		225						2.2600		258

WHOLESALE PRICES IN INDIA AND THE UNITED STATES, BY MONTHS, QUARTERS, AND YEARS, 1914-1917.

	Barley.				Copper.				Cotton, cloth.			
	Actual price.		Relative price.		Actual price.		Relative price.		Actual price.		Relative price.	
	India.	U. S.	India.	U. S.	India.	U. S.	India.	U. S.	India.	U. S.	India.	U. S.
<b>Market.....</b>	<b>Cawn-</b>	<b>Chi-</b>			<b>Cal-</b>	<b>New</b>			<b>Cal-</b>	<b>Boston</b>		
<b>Unit.....</b>	<b>pore.</b>	<b>cago.</b>			<b>cutta.</b>	<b>York.</b>			<b>cutta.</b>	<b>Yard.</b>		
	<b>10</b>	<b>Bushel.</b>			<b>Fact'y</b>	<b>Pound.</b>			<b>Piece</b>			
	<b>maunds</b>				<b>maund</b>							
<b>Base price...</b>	<i>Rupees.</i>	<i>Dolls.</i>			<i>Rupees.</i>	<i>Dolls.</i>			<i>Rupees.</i>	<i>Dolls.</i>		
	31.88	0.5338			44.00	0.1340			6.00	0.0328		
1914—Year.....	a 33.70	a. 6442	a 106	a 121	a 43.75	a. 1233	a 99	a 92	a 5.93	a. 0304	a 99	a 86
Quarters—												
First.....												
Second.....												
Third.....	32.50	.6223	102	117	44.67	.1276	102	95	6.00	.0311	100	95
Fourth.....	34.90	.6658	109	125	42.83	.1190	97	89	5.85	.0250	98	76
Months—												
January.....												
February.....												
March.....												
April.....												
May.....												
June.....												
July.....	31.88	.5338	100	100	44.00	.1340	100	100	6.00	.0328	100	100
August.....	32.50	.6300	102	118	44.50	.1250	101	93	6.00	.0317	100	97
September.....	33.13	.7013	104	131	45.50	.1238	103	92	6.00	.0288	100	88
October.....	35.00	.6540	110	123	44.00	.1170	100	87	5.94	.0253	99	77
November.....	35.00	.6863	110	129	42.00	.1125	95	84	5.81	.0253	97	77
December.....	34.69	.6600	109	124	42.50	.1275	97	95	5.81	.0244	97	74
1915—Year.....	32.86	.7103	103	133	49.54	.1726	113	129	5.84	.0288	97	88
Quarters—												
First.....	33.96	.7850	107	147	44.50	.1413	101	105	5.81	.0261	97	80
Second.....	28.59	.7623	90	143	51.83	.1775	118	132	5.81	.0291	97	89
Second.....	32.65	.6683	102	125	47.50	.1863	108	139	5.81	.0279	97	85
Fourth.....	36.25	.6223	114	117	54.33	.1854	123	138	5.94	.0319	99	97
Months—												
January.....	34.37	.7590	108	142	44.50	.1300	101	97	5.81	.0254	97	77
February.....	40.00	.8188	125	153	44.50	.1475	101	110	5.81	.0263	97	80
March.....	27.50	.7838	86	147	44.50	.1463	101	109	5.81	.0265	97	81
April.....	28.75	.7738	90	145	52.00	.1588	118	119	5.81	.0283	97	86
May.....	28.44	.7770	89	146	50.00	.1863	114	139	5.81	.0300	97	91
June.....	28.59	.7325	90	137	53.50	.1875	122	140	5.81	.0291	97	89
July.....	30.78	.7500	96	141	48.50	.1988	110	148	5.81	.0283	97	86
August.....	33.12	.7013	104	131	47.00	.1825	107	136	5.81	.0269	97	82
September.....	34.06	.5538	107	104	47.00	.1775	107	132	5.81	.0286	97	87
October.....	35.00	.5840	110	109	51.00	.1800	116	134	5.94	.0325	99	99
November.....	36.87	.6175	116	116	54.00	.1788	123	133	5.94	.0313	99	95
December.....	36.87	.6750	116	126	58.00	.1975	132	147	5.94	.0319	99	97

a Average of last six months of 1914.



## WHOLESALE PRICES IN INDIA AND THE UNITED STATES, BY MONTHS, QUARTERS, AND YEARS, 1914-1917—Continued.

	Barley.				Copper.				Cotton, cloth.			
	Actual price.		Relative price.		Actual price.		Relative price.		Actual price.		Relative price.	
	India.	U. S.	India.	U. S.	India.	U. S.	India.	U. S.	India.	U. S.	India.	U. S.
<b>Market.....</b>	<b>Cawn-</b>	<b>Chi-</b>			<b>Cal-</b>	<b>New</b>			<b>Cal-</b>	<b>Boston</b>		
<b>Unit.....</b>	<b>pore.</b>	<b>cago.</b>			<b>cutta.</b>	<b>York.</b>			<b>cutta.</b>	<b>Yard</b>		
	<b>10</b>	<b>Bushel.</b>			<b>Fact'y</b>	<b>Found.</b>			<b>Piece</b>			
	<b>maunds</b>				<b>maund</b>							
<b>Base price...</b>	<i>Rupees.</i>	<i>Dolls.</i>			<i>Rupees.</i>	<i>Dolls.</i>			<i>Rupees.</i>	<i>Dolls.</i>		
	31.88	0.5338			44.00	0.1340			6.00	0.0328		
1916—Year.....	30.17	.8750	95	164	66.29	.2754	151	206	10.12	.0419	169	128
Quarters—												
First.....	33.02	.7454	104	140	61.17	.2509	139	187	6.44	.0347	107	106
Second.....	27.65	.7446	87	139	86.00	.2779	150	207	8.17	.0385	136	117
Third.....	29.79	.9029	93	169	67.33	.2675	153	200	11.92	.0412	199	126
Fourth.....	30.21	1.1050	95	207	70.67	.3054	161	228	13.96	.0531	233	162
Months—												
January.....	36.87	.7630	116	143	60.50	.2288	138	171	6.44	.0340	107	104
February.....	33.44	.7538	105	141	61.00	.2538	139	189	6.44	.0347	107	106
March.....	28.75	.7150	90	134	62.00	.2700	141	201	6.44	.0355	107	108
April.....	26.56	.7330	83	137	81.00	.2688	139	201	6.44	.0378	107	115
May.....	27.81	.7550	87	141	71.00	.2850	161	213	6.44	.0392	107	120
June.....	28.59	.7488	90	140	66.00	.2800	150	209	11.63	.0386	194	118
July.....	30.62	.7420	96	139	63.00	.2650	143	198	11.38	.0386	190	118
August.....	29.37	.9288	92	174	67.00	.2600	152	194	11.38	.0403	190	123
September.....	29.37	1.0430	92	195	72.00	.2775	164	207	13.00	.0448	217	137
October.....	29.37	1.0875	92	200	88.00	.2850	155	213	13.25	.0500	221	152
November.....	30.00	1.1463	94	215	70.00	.2863	159	214	14.25	.0550	238	168
December.....	31.25	1.1020	98	206	74.00	.3450	168	257	14.38	.0543	240	186
1917—Year.....	28.41	1.3232	89	248	77.05	.2940	175	219	16.20	.0663	281	202
Quarters—												
First.....	29.79	1.1988	93	225	77.00	.3292	175	246	14.09	.0519	235	158
Second.....	27.50	1.3800	86	259	76.50	.3250	174	243	15.13	.0626	252	191
Third.....	27.40	1.3523	86	253	77.50	.2867	176	214	17.46	.0707	291	216
Fourth.....	28.96	1.3615	91	255	77.50	.2350	176	175	22.00	.0802	347	245
Months—												
January.....	30.00	1.2000	94	225	81.00	.2950	184	220	13.88	.0541	231	165
February.....	30.00	1.1888	94	219	76.00	.3300	173	248	13.88	.0509	231	155
March.....	29.37	1.2220	92	229	74.00	.3625	168	271	14.50	.0510	242	155
April.....	26.25	1.3688	82	256	76.00	.3100	173	254	15.13	.0566	252	173
May.....	27.50	1.4538	86	272	76.00	.3100	173	231	15.00	.0603	250	184
June.....	28.75	1.3300	90	249	77.50	.3250	176	243	15.25	.0693	254	211
July.....	27.50	1.4150	86	265	77.50	.3175	176	237	16.50	.0725	275	221
August.....	27.19	1.3325	85	250	77.50	.2900	176	216	17.50	.0713	292	217
September.....	27.50	1.3180	86	247	77.50	.2525	176	188	18.38	.0688	306	210
October.....	28.12	1.3063	88	245	(a)	.2350	b 176	175	(a)	.0744	b 327	227
November.....	28.75	1.2838	90	240	(a)	.2350	b 176	175	(a)	.0800	b 347	244
December.....	30.00	1.4680	94	275	77.50	.2350	176	175	22.00	.0850	367	259

a No quotation.

b Interpolated.

## WHOLESALE PRICES IN INDIA AND THE UNITED STATES, BY MONTHS, QUARTERS, AND YEARS, 1914-1917—Continued.

	Cotton, raw.				Cotton, yarn.				Ginger.			
	Actual price.		Relative price.		Actual price.		Relative price.		Actual price.		Relative price.	
	India.	U. S.	India.	U. S.	India.	U. S.	India.	U. S.	India.	U. S.	India.	U. S.
Market.....	Bom- bay. Candy.	New Orleans Pound.			Cal- cutta. Morah.	Boston Pound.			Cal- cutta. Maund.	New York. Pound.		
Base price...	<i>Rupees.</i> 237.00	<i>Dolls.</i> 0.1331			<i>Rupees.</i> 0.40	<i>Dolls.</i> 0.3850			<i>Rupees.</i> 10.31	<i>Dolls.</i> 0.0600		
1914—Year.....	a164.83	a.0921	a 70	a 69	a.39	a.3617	a 98	a 94	a 10.27	a.0683	a 99	a 114
Quarters—												
First.....												
Second.....												
Third.....	195.00	.1123	82	84	.41	.3817	102	99	10.21	.0667	99	111
Fourth.....	134.67	.0718	57	54	.36	.3417	90	89	10.33	.0700	100	117
Months—												
January.....												
February.....												
March.....												
April.....												
May.....												
June.....												
July.....	237.00	.1331	100	100	.40	.3850	100	100	10.31	.0600	100	100
August.....	192.00	.1200	81	90	.42	.3850	105	100	10.31	.0700	100	117
September..	156.00	.0838	66	63	.42	.3750	105	97	10.00	.0700	97	117
October.....	156.00	.0692	66	52	.41	.3650	102	95	10.00	.0700	97	117
November..	108.00	.0742	46	56	.34	.3350	85	87	10.00	.0700	97	117
December...	140.00	.0721	59	54	.32	.3250	80	84	11.00	.0700	107	117
1915—Year.....	192.64	.0962	83	72	.35	.3433	88	89	10.58	.0783	103	130
Quarters—												
First.....	151.67	.0808	64	61	.34	.3250	85	84	11.00	.0733	107	122
Second.....	183.50	.0921	77	69	.34	.3383	85	88	10.67	.0800	103	133
Third.....	186.33	.0939	79	71	.34	.3317	85	86	10.00	.0767	97	128
Fourth.....	246.00	.1181	104	89	.40	.3783	100	98	10.67	.0833	103	139
Months—												
January.....	146.00	.0783	62	59	.33	.3250	83	84	11.00	.0700	107	117
February.....	152.00	.0804	64	60	.34	.3250	85	84	11.00	.0700	107	117
March.....	157.00	.0836	66	63	.34	.3250	85	84	11.00	.0800	107	133
April.....	(b)	.0947	c 73	71	.34	.3350	85	87	11.00	.0800	107	133
May.....	189.00	.0906	80	68	.34	.3350	85	87	11.00	.0800	107	133
June.....	178.00	.0911	75	68	.34	.3450	85	90	10.00	.0800	97	133
July.....	182.00	.0869	77	65	.34	.3450	85	90	10.00	.0700	97	117
August.....	181.00	.0895	76	67	.34	.3250	85	84	10.00	.0800	97	133
September..	196.00	.1053	83	79	.34	.3250	85	84	10.00	.0800	97	133
October.....	242.00	.1203	102	90	.40	.3450	100	90	10.00	.0800	97	133
November..	254.00	.1155	107	87	.38	.3950	95	103	10.00	.0800	97	133
December...	242.00	.1185	102	89	.42	.3950	105	103	12.00	.0900	116	150

a Average of last six months of 1914.

b No quotation

c Interpolated.

## WHOLESALE PRICES IN INDIA AND THE UNITED STATES, BY MONTHS, QUARTERS, AND YEARS, 1914-1917—Continued.

	Cotton, raw.				Cotton, yarn.				Ginger.			
	Actual price.		Relative price.		Actual price.		Relative price.		Actual price.		Relative price.	
	India.	U. S.	India.	U. S.	India.	U. S.	India.	U. S.	India.	U. S.	India.	U. S.
<b>Market . . . . .</b>	<b>Bom-</b>	<b>New</b>			<b>Cal-</b>	<b>Boston</b>			<b>Cal-</b>	<b>New</b>		
<b>Unit . . . . .</b>	<b>bay.</b>	<b>Orleans</b>			<b>cutta.</b>	<b>Maund</b>			<b>cutta.</b>	<b>York.</b>		
	<b>Candy.</b>	<b>Pound.</b>			<b>Morah.</b>	<b>Pound.</b>			<b>Morah.</b>	<b>Pound.</b>		
<b>Base price . . . . .</b>	<b>Rupees.</b>	<b>Dolls.</b>			<b>Rupees.</b>	<b>Dolls.</b>			<b>Rupees.</b>	<b>Dolls.</b>		
	237.00	0.1331			0.40	0.3850			10.31	0.0600		
<b>1916—Year . . . . .</b>	280.67	.1412	118	106	.48	.4788	120	124	12.49	.1083	121	181
<b>Quarters—</b>												
<b>First . . . . .</b>	255.33	.1175	108	88	.45	.4217	112	110	12.17	.1100	118	183
<b>Second . . . . .</b>	240.67	.1242	102	93	.44	.4283	110	111	12.42	.1167	120	195
<b>Third . . . . .</b>	277.67	.1417	117	106	.47	.4583	117	119	12.42	.1033	120	172
<b>Fourth . . . . .</b>	349.00	.1813	147	136	.56	.6067	139	158	12.96	.1033	126	172
<b>Months—</b>												
<b>January . . . . .</b>	269.00	.1205	114	91	.47	.4050	118	105	12.00	.1000	116	167
<b>February . . . . .</b>	250.00	.1142	105	86	.44	.4350	110	113	12.25	.1100	119	183
<b>March . . . . .</b>	247.00	.1177	104	88	.45	.4250	112	110	12.25	.1200	119	200
<b>April . . . . .</b>	236.00	.1188	100	89	.43	.4250	107	110	12.25	.1200	119	200
<b>May . . . . .</b>	240.00	.1257	101	94	.45	.4250	112	110	12.50	.1200	121	200
<b>June . . . . .</b>	246.00	.1280	104	96	.45	.4350	112	113	12.50	.1100	121	183
<b>July . . . . .</b>	256.00	.1303	108	98	.45	.4550	112	118	12.50	.1100	121	183
<b>August . . . . .</b>	264.00	.1417	111	106	.48	.4550	120	118	12.25	.1000	119	167
<b>September . . . . .</b>	313.00	.1532	132	115	.48	.4650	120	121	12.50	.1000	121	167
<b>October . . . . .</b>	290.00	.1723	122	129	.49	.5600	123	145	12.50	.1000	121	167
<b>November . . . . .</b>	359.00	.1960	151	147	.60	.6100	150	158	12.63	.1000	123	167
<b>December . . . . .</b>	398.00	.1757	168	132	.58	.6500	145	169	13.75	.1100	133	183
<b>1917—Year . . . . .</b>	389.83	.2264	164	170	.67	.7142	174	186	14.42	.1533	138	256
<b>Quarters—</b>												
<b>First . . . . .</b>	355.33	.1736	150	130	.59	.6300	147	164	15.75	.1333	153	222
<b>Second . . . . .</b>	356.67	.2114	151	159	.62	.6333	155	165	14.31	.1500	139	250
<b>Third . . . . .</b>	420.67	.2431	178	183	.72	.7833	180	203	13.50	.1600	131	267
<b>Fourth . . . . .</b>	426.67	.2776	180	109	.92	.8100	213	210	13.50	.1700	129	283
<b>Months—</b>												
<b>January . . . . .</b>	373.00	.1735	157	130	.58	.6500	145	169	16.00	.1200	155	200
<b>February . . . . .</b>	360.00	.1708	152	128	.59	.6300	147	164	16.13	.1400	155	233
<b>March . . . . .</b>	333.00	.1764	141	133	.59	.6100	147	158	15.13	.1400	147	233
<b>April . . . . .</b>	360.00	.1950	152	147	.61	.6100	152	158	14.94	.1300	145	217
<b>May . . . . .</b>	360.00	.1995	152	150	.60	.6450	150	168	15.00	.1600	145	267
<b>June . . . . .</b>	350.00	.2421	148	182	.64	.6450	160	168	13.00	.1600	126	267
<b>July . . . . .</b>	422.00	.2525	178	190	.72	.7300	180	190	14.63	.1600	142	267
<b>August . . . . .</b>	450.00	.2513	190	189	.72	.8100	180	210	12.94	.1500	126	250
<b>September . . . . .</b>	390.00	.2160	165	162	.72	.8100	180	210	12.94	.1700	126	283
<b>October . . . . .</b>	390.00	.2659	165	200	(a)	.7900	b 197	205	(a)	.1700	b 127	283
<b>November . . . . .</b>	410.00	.2804	173	211	(a)	.8200	b 212	213	(a)	.1700	b 129	283
<b>December . . . . .</b>	480.00	.2894	203	217	.92	.8200	230	213	13.50	.1700	131	283

a No quotation.

b Interpolated.

## WHOLESALE PRICES IN INDIA AND THE UNITED STATES, BY MONTHS, QUARTERS AND YEARS, 1914-1917—Continued.

Market .....	Indigo.				Iron, galvanized, corrugated.				Iron, hoop.			
	Actual price.		Relative price.		Actual price.		Relative price.		Actual price.		Relative price.	
	India.	U. S.	India.	U. S.	India.	U. S.	India.	U. S.	India.	U. S.	India.	U. S.
Unit.....	Calcutta. Fact'y maund.	New York. Pound.	.....	.....	Calcutta. Cwt.	Pitts-burgh. Cwt.	.....	.....	Calcutta. Cwt.	Pitts-burgh. Cwt.	.....	.....
Base price...	Rupees. 175.00	Dolls. 0.6750	.....	.....	Rupees. 8.50	Dolls. 2.8000	.....	.....	Rupees. 6.13	Dolls. 1.2700	.....	.....
1914—Year.....	a337.50	a1.5583	a193	a187	a8.90	a2.9200	a105	a104	a6.21	a1.2667	a101	a100
Quarters—	.....	.....	.....	.....	.....	.....	.....	.....	.....	.....	.....	.....
First.....	.....	.....	.....	.....	.....	.....	.....	.....	.....	.....	.....	.....
Second.....	.....	.....	.....	.....	.....	.....	.....	.....	.....	.....	.....	.....
Third.....	175.00	.5167	100	77	8.67	2.9133	102	104	6.17	1.2833	101	101
Fourth.....	500.00	2.0000	286	296	9.13	2.9300	107	105	6.25	1.2500	102	98
Months—	.....	.....	.....	.....	.....	.....	.....	.....	.....	.....	.....	.....
January.....	.....	.....	.....	.....	.....	.....	.....	.....	.....	.....	.....	.....
February.....	.....	.....	.....	.....	.....	.....	.....	.....	.....	.....	.....	.....
March.....	.....	.....	.....	.....	.....	.....	.....	.....	.....	.....	.....	.....
April.....	.....	.....	.....	.....	.....	.....	.....	.....	.....	.....	.....	.....
May.....	.....	.....	.....	.....	.....	.....	.....	.....	.....	.....	.....	.....
June.....	.....	.....	.....	.....	.....	.....	.....	.....	.....	.....	.....	.....
July.....	175.00	.6750	100	100	8.50	2.8000	100	100	6.13	1.2700	100	100
August.....	175.00	.6750	100	100	8.75	2.9200	103	104	6.13	1.2800	100	101
September.....	175.00	(b)	100	c 896	8.75	3.0200	103	108	6.25	1.3000	102	102
October.....	175.00	(b)	100	c 296	9.25	3.0100	109	108	6.25	1.2700	102	100
November.....	650.00	2.0000	371	296	9.13	2.9300	107	105	6.25	1.2500	102	98
December.....	675.00	2.0000	386	296	9.00	2.8500	106	102	6.25	1.2300	102	97
1915—Year.....	658.33	2.7500	376	407	12.20	3.9000	144	139	7.89	1.4000	129	110
Quarters—	.....	.....	.....	.....	.....	.....	.....	.....	.....	.....	.....	.....
First.....	691.67	2.0000	395	296	9.96	3.1467	117	112	6.83	1.2467	111	98
Second.....	650.00	3.0000	371	444	12.00	3.9833	141	142	7.67	1.2500	125	98
Third.....	650.00	3.0000	371	444	13.08	4.2933	154	153	8.25	1.3533	135	107
Fourth.....	641.67	3.0000	367	444	13.75	4.1800	162	149	8.79	1.7567	143	138
Months—	.....	.....	.....	.....	.....	.....	.....	.....	.....	.....	.....	.....
January.....	700.00	2.0000	400	296	9.00	2.8500	106	102	6.25	1.2400	102	98
February.....	700.00	2.0000	400	296	10.00	3.1400	118	112	7.00	1.2500	114	98
March.....	675.00	2.0000	386	296	10.88	3.4500	128	123	7.25	1.2500	118	98
April.....	650.00	3.0000	371	444	11.00	3.4500	129	123	7.50	1.2500	122	98
May.....	650.00	3.0000	371	444	12.00	3.6500	141	130	7.50	1.2500	122	98
June.....	650.00	3.0000	371	444	13.00	4.8500	153	173	8.00	1.2500	131	98
July.....	650.00	3.0000	371	444	13.50	4.7000	159	168	8.25	1.3000	135	102
August.....	650.00	3.0000	371	444	13.25	4.4500	156	159	8.25	1.3300	135	105
September.....	650.00	3.0000	371	444	12.50	3.7300	147	133	8.25	1.4300	135	113
October.....	650.00	3.0000	371	444	13.25	3.6200	156	129	8.25	1.5500	135	122
November.....	650.00	3.0000	371	444	13.50	4.1200	159	147	8.63	1.7700	141	139
December.....	625.00	3.0000	357	444	14.50	4.8000	171	171	9.50	1.9500	155	154

a Average of last six months of 1914.

b No quotation.

c Interpolated.

## WHOLESALE PRICES IN INDIA AND THE UNITED STATES, BY MONTHS, QUARTERS, AND YEARS, 1914-1917—Continued.

	Indigo.				Iron, galvanized, corrugated.				Iron, hoop.			
	Actual price.		Relative price.		Actual price.		Relative price.		Actual price.		Relative price.	
	India.	U. S.	India.	U. S.	India.	U. S.	India.	U. S.	India.	U. S.	India.	U. S.
<b>Market</b> .....	<b>Cal-</b>	<b>New</b>			<b>Cal-</b>	<b>Pitts-</b>			<b>Cal-</b>	<b>Pitts-</b>		
<b>Unit</b> .....	<b>cutta,</b>	<b>York,</b>			<b>cutta,</b>	<b>burgh,</b>			<b>cutta,</b>	<b>burgh,</b>		
	<b>Fact'y</b>	<b>Pound.</b>			<b>Cwt.</b>	<b>Cwt.</b>			<b>Cwt.</b>	<b>Cwt.</b>		
	<b>maund</b>											
<b>Base price</b> .....	<b>Rupees.</b>	<b>Dolls.</b>			<b>Rupees.</b>	<b>Dolls.</b>			<b>Rupees.</b>	<b>Dolls.</b>		
	175. 00	0. 6750			8. 50	2. 8000			6. 13	1. 2700		
1916—Year .....	650. 00	3. 4167	371	507	19. 96	4. 9000	235	175	15. 14	2. 8000	247	220
Quarters—												
First .....	633. 33	3. 1667	362	469	16. 77	4. 8767	197	174	12. 00	2. 3367	196	184
Second .....	650. 00	3. 5000	371	519	19. 50	4. 9832	229	178	16. 17	2. 7767	264	219
Third .....	650. 00	3. 5000	371	519	19. 67	4. 3167	231	154	16. 00	2. 8733	261	226
Fourth .....	666. 67	3. 5000	381	519	23. 92	5. 4200	281	194	16. 67	3. 2033	272	252
Months—												
January .....	625. 00	3. 0000	357	444	16. 00	4. 8000	188	171	12. 00	2. 0400	196	161
February .....	625. 00	3. 0000	357	444	16. 50	4. 8500	194	173	12. 00	2. 4000	196	189
March .....	650. 00	3. 5000	371	519	17. 81	4. 9800	210	178	12. 00	2. 5700	196	202
April .....	650. 00	3. 5000	371	519	19. 25	5. 0500	226	180	16. 00	2. 7000	261	213
May .....	650. 00	3. 5000	371	519	19. 75	5. 0500	232	180	16. 00	2. 8800	261	227
June .....	650. 00	3. 5000	371	519	19. 50	4. 8500	229	173	16. 50	2. 7500	269	217
July .....	650. 00	3. 5000	371	519	18. 00	4. 4500	212	159	16. 00	2. 7500	261	217
August .....	650. 00	3. 5000	371	519	19. 25	4. 2500	226	152	16. 00	2. 8700	261	226
September .....	650. 00	3. 5000	371	519	21. 75	4. 2500	256	152	(a)	3. 0000	<sup>b</sup> 261	236
October .....	650. 00	3. 5000	371	519	20. 75	4. 5500	244	163	16. 00	3. 0300	261	239
November .....	675. 00	3. 5000	386	519	23. 25	5. 3900	274	193	16. 00	3. 2500	261	256
December .....	675. 00	3. 5000	386	519	27. 75	6. 3200	326	226	18. 00	3. 3300	294	262
1917—Year .....	470. 67	3. 6458	269	541	31. 05	8. 2600	377	295	23. 20	4. 3800	381	345
Quarters—												
First .....	633. 33	3. 8333	362	568	27. 50	6. 8000	324	243	21. 33	3. 7500	348	295
Second .....	450. 00	3. 7500	257	556	30. 42	8. 7500	358	313	24. 00	4. 2500	392	335
Third .....	450. 00	3. 7500	257	556	32. 25	10. 2500	379	366	24. 00	5. 3267	392	419
Fourth .....	350. 00	3. 2500	200	482	40. 00	7. 2233	447	258	24. 00	4. 1800	392	329
Months—												
January .....	675. 00	4. 0000	386	593	29. 00	6. 5500	341	234	18. 00	3. 5000	294	276
February .....	625. 00	3. 7500	357	556	26. 00	6. 8000	306	243	22. 00	3. 7500	359	295
March .....	600. 00	3. 7500	343	556	27. 50	7. 0500	324	252	24. 00	4. 0000	392	315
April .....	450. 00	3. 7500	257	556	30. 00	7. 4000	353	264	24. 00	4. 0000	392	315
May .....	450. 00	3. 7500	257	556	30. 50	9. 0500	359	323	24. 00	4. 0000	392	315
June .....	450. 00	3. 7500	257	556	30. 75	9. 8000	362	350	24. 00	4. 7500	392	374
July .....	450. 00	3. 7500	257	556	30. 75	10. 5500	362	377	24. 00	5. 5000	392	433
August .....	450. 00	3. 7500	257	556	32. 00	10. 4000	376	371	24. 00	5. 4800	392	431
September .....	450. 00	3. 7500	257	556	34. 00	9. 8000	400	350	24. 00	5. 0000	392	394
October .....	(a)	3. 7500	<sup>b</sup> 229	556	(a)	8. 9500	<sup>b</sup> 424	320	(a)	5. 0000	<sup>b</sup> 392	394
November .....	(a)	3. 0000	<sup>b</sup> 200	444	(a)	6. 4200	<sup>b</sup> 447	229	(a)	4. 0400	<sup>b</sup> 392	318
December .....	300. 00	3. 0000	171	444	40. 00	6. 3000	471	225	24. 00	3. 5000	392	276

a No quotation.

b Interpolated.

## WHOLESALE PRICES IN INDIA AND THE UNITED STATES, BY MONTHS, QUARTERS, AND YEARS, 1914-1917—Continued.

	Jute, Hessian cloth.				Jute, raw (M in double triangle group).				Kerosene.			
	Actual price.		Relative price.		Actual price.		Relative price.		Actual price.		Relative price.	
	India.	U. S.	India.	U. S.	India.	U. S.	India.	U. S.	India.	U. S.	India.	U. S.
Market .....	Calcutta.	New York.			Calcutta.	New York.			Karachi.	New York.		
Unit.....	100yds.	Yard.			Bale.	Pound.			Tin.	Barrel.		
Base price...	<i>Rupees.</i>	<i>Dolls.</i>			<i>Rupees.</i>	<i>Dolls.</i>			<i>Rupees.</i>	<i>Dolls.</i>		
	13.00	0.0515			69.00	0.0600			2.22	3.7800		
1914—Year.....	α 10.81	α .0659	α 83	α 128	α 45.17	α .0498	α 65	α 83	α 2.22	α 3.7800	α 100	α 100
Quarters—												
First.....												
Second.....												
Third.....	11.75	.0789	90	153	56.33	.0603	82	101	2.22	3.7800	100	100
Fourth.....	9.88	.0557	76	108	34.00	.0393	49	66	2.22	3.7800	100	100
Months—												
January.....												
February.....												
March.....												
April.....												
May.....												
June.....												
July.....	13.00	.0515	100	100	69.00	.0600	100	100	2.22	3.7800	100	100
August.....	11.50	.0869	88	169	60.00	.0610	87	102	2.22	3.7800	100	100
September.....	10.75	.0847	83	164	40.00	.0600	58	100	2.22	3.7800	100	100
October.....	10.25	.0683	79	133	36.00	.0440	52	73	2.22	3.7800	100	100
November.....	9.88	.0598	76	116	30.00	.0400	43	67	2.22	3.7800	100	100
December.....	9.50	.0444	73	86	36.00	.0640	52	57	2.22	3.7800	100	100
1915—Year.....	16.95	.0706	130	137	44.79	.0534	65	89	2.22	3.6036	100	95
Quarters—												
First.....	13.04	.0508	100	99	39.50	.0457	57	76	2.22	3.7800	100	100
Second.....	16.75	.0715	129	139	39.17	.0520	57	87	2.22	3.3600	100	89
Third.....	19.58	.0778	151	151	50.33	.0587	73	98	2.22	3.7800	100	100
Fourth.....	18.42	.0845	142	164	50.17	.0573	73	96	2.22	3.4986	100	93
Months—												
January.....	10.88	.0445	84	86	41.00	.0460	59	77	2.22	3.7800	100	100
February.....	14.00	.0494	108	96	37.50	.0440	54	73	2.22	3.7800	100	100
March.....	14.25	.0569	110	110	40.00	.0470	58	78	2.22	3.7800	100	100
April.....	15.00	.0638	115	124	38.00	.0540	55	90	2.22	3.3600	100	89
May.....	19.25	.0718	148	139	35.50	.0510	51	85	2.22	3.3600	100	89
June.....	16.00	.0790	123	153	44.00	.0510	64	85	2.22	3.3600	100	89
July.....	18.50	.0786	142	153	45.00	.0600	65	100	2.22	3.7800	100	100
August.....	19.50	.0780	150	151	50.00	.0570	72	95	2.22	3.7800	100	100
September.....	20.75	.0769	160	149	56.00	.0590	81	98	2.22	3.7800	100	100
October.....	19.00	.0789	146	153	53.50	.0590	78	98	2.22	3.3600	100	89
November.....	17.75	.0811	137	157	49.00	.0570	71	95	2.22	3.3600	100	89
December.....	18.50	.0915	142	178	48.00	.0560	70	93	2.22	3.7800	100	100

α Average of last six months of 1914

## WHOLESALE PRICES IN INDIA AND THE UNITED STATES, BY MONTHS, QUARTERS, AND YEARS, 1914-1917—Continued.

	Jute, Hessian cloth.				Jute, raw (M in double triangle group).				Kerosene.			
	Actual price.		Relative price.		Actual price.		Relative price.		Actual price.		Relative price.	
	India.	U. S.	India.	U. S.	India.	U. S.	India.	U. S.	India.	U. S.	India.	U. S.
Market .....	Calcutta.	New York.			Calcutta.	New York.			Karachi.	New York.		
Unit.....	100 yds.	Yard.			Bale	Pound.			Tin..	Barrel.		
Base price...	Rupces. 13.00	Dolls. 0.0515			Rupces. 69.00	Dolls. 0.0600			Rupces. 2.22	Dolls. 3.7800		
1916—Year.....	20.29	.0939	156	182	53.58	.0763	78	127	2.65	3.7800	119	100
Quarters—												
First.....	23.67	.1134	182	220	54.33	.0730	79	122	2.45	3.7800	110	100
Second.....	18.25	.0909	140	176	54.00	.0770	78	128	2.72	3.7800	123	100
Third.....	18.92	.0807	146	157	51.83	.0757	75	126	2.72	3.7800	123	100
Fourth.....	20.33	.0909	156	176	54.17	.0800	79	133	2.72	3.7800	123	100
Months—												
January.....	21.50	.1116	165	217	51.00	.0650	74	108	2.28	3.7800	103	100
February.....	26.00	.1153	200	224	53.00	.0720	77	120	2.34	3.7800	105	100
March.....	23.50	.1135	181	220	59.00	.0810	86	135	2.72	3.7800	123	100
April.....	20.00	.1047	154	203	57.50	.0810	83	135	2.72	3.7800	123	100
May.....	17.50	.0878	135	170	54.50	.0750	79	125	2.72	3.7800	123	100
June.....	17.25	.0810	133	157	50.00	.0750	72	125	2.72	3.7800	123	100
July.....	17.50	.0763	135	148	49.00	.0750	71	125	2.72	3.7800	123	100
August.....	19.25	.0821	148	159	51.50	.0750	75	125	2.72	3.7800	123	100
September..	20.00	.0839	154	163	55.00	.0770	80	128	2.72	3.7800	123	100
October.....	19.00	.0851	146	165	55.00	.0800	80	133	2.72	3.7800	123	100
November..	23.00	.0906	177	176	54.50	.0800	79	133	2.72	3.7800	123	100
December...	19.00	.1010	146	196	53.00	.0800	77	133	2.72	3.7800	123	100
1917—Year.....	19.44	.1337	168	260	43.85	.1029	62	172	3.05	3.7800	137	100
Quarters—												
First.....	13.54	.0937	104	182	50.81	.0833	74	139	3.03	3.7800	136	100
Second.....	15.35	.1075	118	209	45.67	.1033	66	172	3.03	3.7800	136	100
Third.....	22.67	.1417	174	275	37.33	.0983	54	164	3.03	3.7800	136	100
Fourth.....	39.75	.1920	276	373	37.00	.1267	54	211	3.11	3.7800	140	100
Months—												
January.....	16.00	.0968	123	188	53.00	.0800	77	133	3.03	3.7800	136	100
February...	11.13	.0953	86	185	50.50	.0800	73	133	3.03	3.7800	136	100
March.....	13.50	.0884	104	172	49.00	.0900	71	150	3.03	3.7800	136	100
April.....	14.56	.0878	112	170	50.00	.1000	72	167	3.03	3.7800	136	100
May.....	14.00	.1114	108	216	45.00	.1050	65	175	3.03	3.7800	136	100
June.....	17.50	.1281	135	249	42.00	.1050	61	175	3.03	3.7800	136	100
July.....	20.00	.1348	154	262	36.00	.1000	52	167	3.03	3.7800	136	100
August.....	20.00	.1411	154	274	38.00	.0950	55	158	3.03	3.7800	136	100
September..	28.00	.1510	215	293	38.00	.1000	55	167	3.03	3.7800	136	100
October.....	(a)	.1620	b246	315	(a)	.1200	b55	200	3.03	3.7800	136	100
November..	(a)	.2003	b276	389	(a)	.1300	b54	217	3.03	3.7800	136	100
December...	39.75	.2213	306	430	37.00	.1300	54	217	3.28	3.7800	148	100

a No quotation.

b Interpolated.

## WHOLESALE PRICES IN INDIA AND THE UNITED STATES, BY MONTHS, QUARTERS, AND YEARS, 1914-1917—Continued.

	Linseed, small to medium.				Oats.				Rice, common.			
	Actual price.		Relative price.		Actual price.		Relative price.		Actual price.		Relative price.	
	India.	U. S.	India.	U. S.	India.	U. S.	India.	U. S.	India.	U. S.	India.	U. S.
<b>Market</b> .....	<b>Calcutta.</b>	<b>Minneapolis.</b>			<b>Calcutta.</b>	<b>Chicago.</b>			<b>Calcutta.</b>	<b>New Orleans</b>		
<b>Unit</b> .....	<b>10 maunds</b>	<b>Bushel.</b>			<b>Maund</b>	<b>Bushel.</b>			<b>Maund</b>	<b>Pound.</b>		
<b>Base price</b> ...	<i>Rupees.</i> 57.45	<i>Dolls.</i> 1.5800			<i>Rupees.</i> 3.31	<i>Dolls.</i> 0.3722			<i>Rupees.</i> 5.88	<i>Dolls.</i> 0.0538		
1914—Year.....	a 48.92	a 1.5090	a 85	a 96	a 4.02	a. 4536	a 121	a 122	a 6.22	a. 0499	a 106	a 93
Quarters—												
First.....												
Second.....												
Third.....	51.57	1.6233	90	103	3.83	.4269	116	115	6.13	.0532	104	99
Fourth.....	46.26	1.3946	81	88	4.21	.4802	127	129	6.31	.0465	107	86
Months—												
January.....												
February.....												
March.....												
April.....												
May.....												
June.....												
July.....	57.45	1.5800	100	100	3.31	.3722	100	100	5.88	.0538	100	100
August.....	49.49	1.6800	86	106	3.81	.4193	115	113	6.25	.0554	106	103
September...	47.78	1.6100	83	102	4.38	.4911	132	132	6.25	.0498	106	93
October.....	45.50	1.4025	79	89	4.13	.4679	125	126	5.94	.0474	101	88
November...	46.64	1.3350	81	84	4.13	.4864	125	131	6.50	.0434	111	81
December...	46.64	1.4463	81	93	4.38	.4895	132	132	6.50	.0492	111	91
1915—Year.....	49.58	1.7940	86	114	4.18	.4805	126	129	6.64	.0474	113	88
Quarters—												
First.....	47.08	1.7813	82	113	4.10	.5612	127	151	6.17	.0493	105	92
Second.....	46.25	1.8517	81	117	3.95	.5314	119	143	6.29	.0494	107	92
Third.....	49.17	1.6642	86	105	4.22	.4513	127	121	6.75	.0454	115	84
Fourth.....	55.83	1.8788	97	119	4.38	.3854	132	104	7.33	.0455	125	85
Months—												
January.....	48.75	1.6150	85	102	4.63	.5366	140	144	6.25	.0491	106	91
February.....	47.50	1.8925	83	120	4.06	.5761	123	155	6.13	.0494	104	92
March.....	45.00	1.8363	78	116	3.88	.5770	117	155	6.13	.0494	104	92
April.....	46.25	1.8675	81	118	4.16	.5717	126	154	6.25	.0495	106	92
May.....	46.25	1.9525	81	123	3.81	.5343	115	144	6.25	.0494	106	92
June.....	46.25	1.7350	81	110	3.88	.4874	117	131	6.38	.0494	109	92
July.....	47.50	1.7100	83	108	4.13	.5358	125	144	6.38	.0485	109	90
August.....	48.75	1.6100	85	102	(b)	.4495	c 127	121	6.63	.0450	113	84
September...	51.25	1.6725	89	106	4.31	.3477	130	93	7.25	.0419	123	78
October.....	55.00	1.7850	96	113	4.38	.3635	132	98	7.50	.0438	128	81
November...	55.00	1.8500	96	117	4.25	.3678	128	99	7.50	.0475	128	88
December...	57.50	2.0013	100	127	4.50	.4214	136	113	7.00	.0456	119	85

a Average of last 6 months of 1914.

b No quotation.

c Interpolated.



## WHOLESALE PRICES IN INDIA AND THE UNITED STATES, BY MONTHS, QUARTERS, AND YEARS, 1914-1917—Continued.

Market .....	Linseed, small to medium.				Oats.				Rice, common.			
	Actual price.		Relative price.		Actual price.		Relative price.		Actual price.		Relative price.	
	India.	U. S.	India.	U. S.	India.	U. S.	India.	U. S.	India.	U. S.	India.	U. S.
Unit.....	10 maunds	Bushel			Maund	Bushel			Maund	Pound		
Base price...	Rupees. 57.45	Dolls. 1.5800			Rupees. 3.31	Dolls. 0.3722			Rupees. 5.88	Dolls. 0.0538		
1916—Year.....	55.99	2.2283	97	141	3.12	.4597	96	124	6.08	.0456	103	85
Quarters—												
First.....	56.67	2.2508	99	142	3.85	.4557	110	122	6.17	.0457	105	85
Second.....	49.58	2.0450	86	129	3.00	.4225	91	113	6.00	.0456	102	85
Third.....	56.46	1.9833	98	126	3.87	.4384	87	118	6.06	.0444	103	83
Fourth.....	61.25	2.6242	107	166	3.13	.5234	95	141	6.09	.0467	104	87
Months—												
January.....	57.50	2.1700	100	137	3.91	.4856	118	130	6.25	.0450	106	84
February.....	58.75	2.2725	102	144	(a)	.4633	<sup>b</sup> 110	124	6.25	.0463	106	86
March.....	53.75	2.3100	94	146	3.38	.4183	102	112	6.00	.0459	102	85
April.....	50.00	2.1975	87	139	2.75	.4396	83	118	6.00	.0456	102	85
May.....	50.00	2.0725	87	131	3.19	.4314	96	116	6.00	.0456	102	85
June.....	48.75	1.8650	85	118	3.06	.3924	92	105	6.00	.0456	102	85
July.....	53.75	1.7900	94	113	2.88	.4062	87	109	6.00	.0453	102	84
August.....	57.50	2.1000	100	133	3.00	.4491	91	121	6.00	.0447	102	83
September.....	58.12	2.0900	101	132	2.73	.4621	82	124	6.19	.0433	105	81
October.....	62.50	2.4400	109	154	2.88	.4944	87	133	6.19	.0447	105	83
November.....	65.00	2.6425	113	167	3.06	.5566	92	150	6.19	.0478	105	89
December.....	56.25	2.7900	98	177	3.44	.5201	104	140	5.88	.0475	100	88
1917—Year.....	51.77	3.0933	90	196	2.71	.6571	82	177	5.24	.0670	89	125
Quarters—												
First.....	56.25	2.8317	98	179	2.75	.5867	85	158	5.71	.0479	97	89
Second.....	50.83	3.1033	88	196	2.59	.6918	78	186	5.25	.0697	89	130
Third.....	50.00	3.1883	87	202	2.81	.6707	85	180	4.92	.0708	84	132
Fourth.....	50.00	3.2500	87	206	2.75	.6790	83	182	5.08	.0781	86	145
Months—												
January.....	56.25	2.8625	98	181	(a)	.5694	<sup>b</sup> 94	153	5.88	.0475	100	88
February.....	60.00	2.8500	104	180	2.75	.5658	83	152	5.63	.0475	96	88
March.....	52.50	2.7825	91	176	(a)	.6174	<sup>b</sup> 79	166	5.63	.0488	96	91
April.....	52.50	2.9650	91	188	2.44	.7000	74	188	5.63	.0671	96	125
May.....	50.00	3.2550	87	206	2.44	.7028	74	189	5.63	.0702	96	130
June.....	50.00	3.0900	87	196	2.88	.6765	87	182	4.50	.0710	77	132
July.....	50.00	2.8450	87	180	2.81	.7885	85	212	4.50	.0702	77	130
August.....	50.00	3.3250	87	210	2.88	.6466	87	174	5.00	.0708	85	132
September.....	50.00	3.3950	87	215	2.75	.5958	83	160	5.25	.0713	89	133
October.....	50.00	3.3050	87	209	(a)	.6005	<sup>b</sup> 83	161	5.25	.0773	89	144
November.....	50.00	3.2200	87	204	(a)	.6527	<sup>b</sup> 83	175	5.00	.0775	85	144
December.....	50.00	3.2250	87	204	2.75	.7628	83	205	5.00	.0793	85	147

<sup>a</sup> No quotation.<sup>b</sup> Interpolated.

## WHOLESALE PRICES IN INDIA AND THE UNITED STATES, BY MONTHS, QUARTERS, AND YEARS, 1914-1917—Continued.

	Saltpeter.				Shellac.				Silk, raw.			
	Actual price.		Relative price.		Actual price.		Relative price.		Actual price.		Relative price.	
	India.	U. S.	India.	U. S.	India.	U. S.	India.	U. S.	India.	U. S.	India.	U. S.
Market .....	Calcutta.	New York.			Calcutta.	New York.			Calcutta.			
Unit.....	Fact'y maund	Pound.			Maund.	Pound.			Fact'y ser.	Pound.		
Base price...	Rupees.	Dolls.			Rupees.	Dolls.			Rupees.	Dolls.		
1914—Year.....	a 8.69	a. 0.758	a110	a 160	a 27.00	a. 1546	a 88	a 105	a 16.33	a4. 1420	a 97	a 92
Quarters—												
First.....												
Second.....												
Third.....	8.15	.0717	101	151	28.25	.1633	89	111	17.00	4.5917	99	101
Fourth.....	9.51	.0800	118	168	26.17	.1458	86	99	16.00	3.6917	95	82
Months—												
January.....												
February.....												
March.....												
April.....												
May.....												
June.....												
July.....	8.06	.0475	100	100	30.50	.1475	100	100	17.00	4.5250	100	100
August.....	8.00	.0475	99	100	28.00	.1575	85	107	(b)	4.5250	c 99	100
September.....	8.38	.1200	104	253	(b)	.1850	c 82	125	(b)	4.7250	c 97	104
October.....	9.38	.0900	116	189	24.00	.1525	79	103	(b)	4.0750	c 96	90
November.....	(b)	.0800	c 118	168	26.00	.1425	85	97	16.00	3.7250	94	82
December.....	9.63	.0700	119	147	28.50	.1425	93	97	16.00	3.2750	94	72
1915—Year.....	10.46	.1602	130	337	28.04	.1517	92	103	13.88	3.5583	82	79
Quarters—												
First.....	9.27	.0842	115	177	26.92	.1450	88	98	14.50	3.4750	85	77
Second.....	10.00	.1233	124	260	24.42	.1425	80	97	14.50	3.5083	85	78
Third.....	11.55	.1767	143	372	26.83	.1454	88	99	13.50	3.4417	79	76
Fourth.....	11.00	.2567	136	540	34.00	.1738	111	118	13.00	4.1417	76	92
Months—												
January.....	9.38	.0700	116	147	28.50	.1475	93	100	14.50	3.3750	85	75
February.....	9.19	.0900	114	189	26.50	.1425	87	97	14.50	3.5250	85	78
March.....	9.25	.0925	115	195	25.75	.1450	84	98	14.50	3.5250	85	78
April.....	9.75	.1200	121	253	25.00	.1425	82	97	14.50	3.5250	85	78
May.....	10.38	.1225	129	258	24.25	.1425	80	97	14.50	3.4750	85	77
June.....	9.88	.1275	123	268	24.00	.1425	79	97	14.50	3.5250	85	78
July.....	11.13	.1700	138	358	25.00	.1413	82	96	13.75	3.4250	81	76
August.....	11.88	.1800	147	379	26.50	.1425	87	97	13.75	3.4250	81	76
September.....	11.63	.1800	144	379	29.00	.1525	95	103	13.00	3.4750	76	77
October.....	10.75	.1800	133	379	30.00	.1525	98	103	13.00	3.7250	76	82
November.....	11.00	.2400	136	505	35.00	.1638	115	111	13.00	3.8250	76	85
December.....	11.25	.3500	140	737	37.00	.2050	121	139	13.00	4.8750	76	108

a Average for last 6 months of 1914.

b No quotation.

c Interpolated.

## WHOLESALE PRICES IN INDIA AND THE UNITED STATES, BY MONTHS, QUARTERS, AND YEARS, 1914-1917—Continued.

	Saltpeter.				Shellac.				Silk, raw.			
	Actual price.		Relative price.		Actual price.		Relative price.		Actual price.		Relative price.	
	India.	U. S.	India.	U. S.	India.	U. S.	India.	U. S.	India.	U. S.	India.	U. S.
<b>Market</b> .....	<b>Cal-</b>	<b>New</b>	.....	.....	<b>Cal-</b>	<b>New</b>	.....	.....	<b>Cal-</b>	.....	.....	.....
<b>Unit</b> .....	<b>cutta.</b>	<b>York.</b>	.....	.....	<b>cutta.</b>	<b>York.</b>	.....	.....	<b>cutta.</b>	<b>Pound.</b>	.....	.....
	<b>Fact'y</b>	<b>Found.</b>	.....	.....	<b>Maund</b>	<b>Pound.</b>	.....	.....	<b>Fact'y</b>	.....	.....	.....
	<b>maund</b>		.....	.....			.....	.....	<b>ser.</b>			.....
<b>Base price</b> .....	<i>Rupees.</i>	<i>Dolls.</i>	.....	.....	<i>Rupees.</i>	<i>Dolls.</i>	.....	.....	<i>Rupees.</i>	<i>Dolls.</i>	.....	.....
	8.06	0.0475	.....	.....	30.50	0.1475	.....	.....	17.00	4.5250	.....	.....
1916—Year.....	12.92	.3318	160	687	51.08	.2754	167	187	17.15	5.8438	101	129
Quarters—												
First.....	12.21	.3500	151	737	35.00	.2258	115	153	16.42	5.4917	97	121
Second.....	13.46	.3500	167	737	41.33	.2408	136	163	16.50	5.8500	97	129
Third.....	13.02	.2975	162	628	59.00	.2933	193	199	17.00	5.7500	100	127
Fourth.....	13.00	.3067	161	646	69.00	.3417	226	232	18.67	6.2833	110	139
Months—												
January.....	11.88	.3500	147	737	33.00	.2150	108	146	16.50	4.8750	97	108
February.....	12.63	.3500	157	737	34.50	.2275	113	154	16.50	5.5500	97	123
March.....	12.13	.3500	150	737	37.50	.2350	123	159	16.25	6.0500	96	134
April.....	13.00	.3500	161	737	39.00	.2375	128	161	16.25	6.0500	96	134
May.....	13.38	.3500	166	737	43.00	.2450	141	166	16.25	5.9000	96	130
June.....	14.00	.3500	174	737	42.00	.2400	138	163	17.00	5.6000	100	124
July.....	13.13	.2975	163	626	57.00	.2600	187	176	17.00	5.5000	100	122
August.....	13.00	(a)	161	<i>b 628</i>	65.00	.2950	213	200	17.00	5.7500	100	127
September.....	12.94	(a)	161	<i>b 630</i>	55.00	.3250	180	220	17.00	6.0000	100	133
October.....	13.00	.3000	161	632	56.00	.3025	184	205	17.00	6.0500	100	134
November.....	13.00	.3100	161	653	78.00	.3275	256	222	18.50	6.1000	109	135
December.....	(a)	.3100	<i>b 162</i>	653	73.00	.3950	239	268	20.50	6.7000	121	148
1917—Year.....	12.95	.3117	161	656	83.00	.5382	269	365	21.80	6.7986	128	150
Quarters—												
First.....	13.04	.3100	162	653	80.67	.4687	264	318	21.50	6.6115	126	146
Second.....	12.92	.3100	160	653	87.33	.5858	286	397	21.50	6.8385	126	151
Third.....	12.88	.3100	160	653	78.00	.5650	256	383	22.17	7.3000	130	161
Fourth.....	(a)	.3167	<i>b 160</i>	667	92.00	.5335	270	362	22.50	(a)	132	(a)
Months—												
January.....	13.13	.3100	163	653	63.00	.4006	207	272	21.50	6.7500	126	149
February.....	13.00	.3100	161	653	80.00	.4550	262	308	21.50	6.6500	126	147
March.....	13.00	.3100	161	653	99.00	.5340	325	362	21.50	6.4000	126	141
April.....	13.00	.3100	161	653	85.00	.5688	279	386	21.50	6.4750	126	143
May.....	12.88	.3100	160	653	92.00	.5900	302	400	21.50	6.9400	126	153
June.....	12.88	.3100	160	653	85.00	.5960	279	404	21.50	7.0750	126	156
July.....	12.88	.3100	160	653	88.00	.5800	289	393	21.50	7.3000	126	161
August.....	12.88	.3100	160	653	83.00	.5700	272	386	22.50	(a)	132	(a)
September.....	12.88	.3100	160	653	63.00	.5490	207	372	22.50	(a)	132	(a)
October.....	(a)	.3200	<i>b 160</i>	674	(a)	.4700	<i>b 238</i>	319	(a)	(a)	<i>b 132</i>	(a)
November.....	(a)	.3200	<i>b 160</i>	674	(a)	.5213	<i>b 270</i>	353	(a)	(a)	<i>b 132</i>	(a)
December.....	(a)	.3100	<i>b 160</i>	653	92.00	.5940	302	403	22.50	(a)	132	(a)

a No quotation.

b Interpolated.

## WHOLESALE PRICES IN INDIA AND THE UNITED STATES, BY MONTHS, QUARTERS, AND YEARS, 1914-1917—Continued.

	Skins, goat.				Sugar, white.				Tea, Pekoe.			
	Actual price.		Relative price.		Actual price.		Relative price.		Actual price.		Relative price.	
	India.	U. S.	India.	U. S.	India.	U. S.	India.	U. S.	India.	U. S.	India.	U. S.
Market .....	Calcutta.	New York.	.....	.....	Calcutta.	New York.	.....	.....	Calcutta.	New York.	.....	.....
Unit .....	100 pieces.	Skin ..	.....	.....	Maund	Pound	.....	.....	Pound.	Pound.	.....	.....
Base price ..	Rupees. 110.00	Dolls. 0.5350	.....	.....	Rupees. 6.75	Dolls. 0.0420	.....	.....	Rupees. 0.48	Dolls. 0.1900	.....	.....
1914—Year .....	a 103.75	a. 5108	a 94	a 95	a 8.98	a. 0553	a 133	a 132	a. 48	a. 2060	a 98	a 108
Quarters—												
First .....	.....	.....	.....	.....	.....	.....	.....	.....	.....	.....	.....	.....
Second .....	.....	.....	.....	.....	.....	.....	.....	.....	.....	.....	.....	.....
Third .....	110.00	.5277	97	99	8.15	.0583	121	139	.48	.2162	97	114
Fourth .....	101.67	.4940	92	92	9.82	.0523	145	125	.47	.1963	98	103
Months—												
January .....	.....	.....	.....	.....	.....	.....	.....	.....	.....	.....	.....	.....
February .....	.....	.....	.....	.....	.....	.....	.....	.....	.....	.....	.....	.....
March .....	.....	.....	.....	.....	.....	.....	.....	.....	.....	.....	.....	.....
April .....	.....	.....	.....	.....	.....	.....	.....	.....	.....	.....	.....	.....
May .....	.....	.....	.....	.....	.....	.....	.....	.....	.....	.....	.....	.....
June .....	.....	.....	.....	.....	.....	.....	.....	.....	.....	.....	.....	.....
July .....	110.00	.5350	100	100	6.75	.0420	100	100	.48	.1900	100	100
August .....	(b)	.5300	c 97	99	8.70	.0649	129	155	(b)	.2325	c 97	122
September ..	(b)	(b)	c 94	c 97	9.00	.0680	133	162	(b)	.2240	c 94	118
October .....	100.00	(b)	91	c 95	8.38	.0593	124	141	.44	.1975	92	104
November ..	105.00	(b)	95	c 92	10.38	.0493	154	117	.48	.1969	100	104
December ..	100.00	(b)	91	c 90	10.69	.0483	158	115	.50	.1950	104	103
1915—Year .....	100.83	.5008	92	94	12.13	.0556	180	132	.57	.2432	123	128
Quarters—												
First .....	96.67	.4467	88	83	11.69	.0538	173	128	.57	.2237	122	118
Second .....	85.00	.4587	77	86	12.56	.0585	186	139	.70	.2610	140	137
Third .....	105.00	.5140	95	96	12.26	.0546	182	130	.60	.2669	125	140
Fourth .....	116.67	.5837	106	109	11.99	.0552	178	131	.50	.2212	104	116
Months—												
January .....	100.00	.4700	91	88	11.72	.0488	174	116	.56	.1950	117	103
February .....	95.00	.4300	86	80	11.59	.0554	172	132	.58	.2181	121	115
March .....	95.00	.4400	86	82	11.75	.0571	174	136	(b)	.2510	c 127	132
April .....	85.00	.4500	77	84	12.13	.0578	180	138	(b)	.2550	c 133	134
May .....	85.00	(b)	77	c 86	13.66	.0588	202	140	(b)	.2569	c 140	135
June .....	85.00	.4675	77	87	11.88	.0588	176	140	.70	.2690	146	142
July .....	95.00	(b)	86	c 92	12.44	.0582	184	139	.73	.2850	152	150
August .....	115.00	(b)	105	c 96	12.16	.0549	180	131	.55	.2785	115	147
September ..	105.00	(b)	95	c 100	12.19	.0506	181	120	.52	.2344	108	123
October .....	105.00	(b)	95	c 105	11.66	.0497	173	118	.53	.2150	110	113
November ..	120.00	(b)	109	c 109	11.94	.0568	177	135	.47	.2230	98	117
December ..	125.00	(b)	114	c 115	12.38	.0592	183	141	.50	.2250	104	118

a Average for last 6 months of 1914.

b No quotation.

c Interpolated.

WHOLESALE PRICES IN INDIA AND THE UNITED STATES, BY MONTHS, QUARTERS, AND YEARS, 1914-1917—Continued.

	Skins, goat.				Sugar, white.				Tea, Pekoe.			
	Actual price.		Relative price.		Actual price.		Relative price.		Actual price.		Relative price.	
	India.	U. S.	India.	U. S.	India.	U. S.	India.	U. S.	India.	U. S.	India.	U. S.
Market .....	Calcutta.	New York.	.....	.....	Calcutta.	New York.	.....	.....	Calcutta.	New York.	.....	.....
Unit.....	100 pieces.	Skin	.....	.....	Maund	Pound	.....	.....	Pound.	Pound.	.....	.....
Base price...	Rupees.	Dolls.	.....	.....	Rupees.	Dolls.	.....	.....	Rupees.	Dolls.	.....	.....
1916—Year.....	110.00	0.5350	.....	.....	6.75	0.0420	.....	.....	0.48	0.1900	.....	.....
Quarters—												
First.....	146.67	.8355	133	156	13.53	.0688	200	164	.56	.2495	118	131
Second.....	125.00	.6535	114	122	12.48	.0610	185	145	.60	.2369	122	125
Third.....	135.00	.7400	123	138	13.30	.0729	197	174	.59	.2512	121	132
Fourth.....	135.00	.7750	123	145	13.67	.0696	203	166	.55	.2550	115	134
Months—	191.67	1.1733	174	219	14.68	.0712	217	170	.54	.2550	113	134
January.....	125.00	(a)	114	b 118	12.63	.0573	187	136	.64	.2275	133	120
February.....	125.00	(a)	114	b 122	12.44	.0597	184	142	.55	.2380	115	125
March.....	125.00	(a)	114	b 126	12.38	.0659	183	157	(a)	.2450	b 117	129
April.....	135.00	(a)	123	b 131	12.94	.0706	192	168	(a)	.2450	b 119	129
May.....	135.00	(a)	123	b 135	13.59	.0746	201	178	(a)	.2530	b 121	133
June.....	135.00	.8000	123	b 150	13.38	.0736	198	175	.59	.2550	123	134
July.....	135.00	(a)	123	b 148	13.41	.0750	199	179	.59	.2550	123	134
August.....	135.00	(a)	123	b 139	13.81	.0700	205	167	.52	.2550	108	134
September.....	135.00	.8000	123	150	13.78	.0637	204	152	.53	.2550	110	134
October.....	150.00	(a)	136	b 155	14.16	.0708	210	169	.53	.2550	110	134
November.....	190.00	(a)	173	b 234	15.31	.0735	227	175	.55	.2550	115	134
December.....	235.00	(a)	214	b 269	14.56	.0692	216	165	.55	.2550	115	134
1917—Year.....	139.50	1.0792	123	202	13.30	.0771	197	184	.51	.4013	107	211
Quarters—												
First.....	199.17	1.3100	181	245	14.09	.0686	209	163	.58	.3158	119	166
Second.....	120.83	.8883	110	166	12.76	.0788	189	188	.54	.4738	113	249
Third.....	103.33	1.0903	94	204	13.73	.0797	203	190	.47	.4150	98	218
Fourth.....	125.00	1.0283	105	192	11.25	.0814	176	194	.47	.4008	99	211
Months—												
January.....	215.00	(a)	195	b 295	13.88	.0662	206	158	(a)	.2660	b 117	140
February.....	212.50	(a)	193	b 245	14.09	.0686	209	163	(a)	.3275	b 119	172
March.....	170.00	1.0400	155	194	14.31	.0706	212	168	.58	.3663	121	193
April.....	125.00	.9400	114	176	13.72	.0815	203	194	.55	.4175	115	220
May.....	122.50	(a)	111	b 169	12.75	.0794	189	189	.55	.5050	115	266
June.....	115.00	(a)	105	b 153	11.81	.0754	175	180	.52	.4913	108	259
July.....	110.00	1.1042	100	206	14.25	.0745	211	177	.50	.4230	104	223
August.....	105.00	1.1667	95	218	13.81	.0818	205	195	.44	.4100	92	216
September.....	95.00	1.0000	86	187	13.13	.0823	195	196	.48	.4100	100	216
October.....	(a)	(a)	b 95	b 179	(a)	.0818	b 185	195	(a)	.4020	b 99	212
November.....	(a)	.9583	b 105	179	(a)	.0818	b 178	195	(a)	.4000	b 99	211
December.....	125.00	1.1667	114	218	11.25	.0804	167	191	.47	.4000	98	211

a No quotation.

b Interpolated.

## WHOLESALE PRICES IN INDIA AND THE UNITED STATES, BY MONTHS, QUARTERS, AND YEARS, 1914-1917—Continued.

	Tin, pig.				Wheat.				Wool, raw.			
	Actual price.		Relative price.		Actual price.		Relative price.		Actual price.		Relative price.	
	India.	U. S.	India.	U. S.	India.	U. S.	India.	U. S.	India.	U. S.	India.	U. S.
Market.....	Calcutta.	New York.	.....	.....	Calcutta.	Kansas City.	.....	.....	Calcutta.	Boston	.....	.....
Unit.....	Fact'y maund	Pound	.....	.....	Maund	Bushel.	.....	.....	Maund	Pound.	.....	.....
Base price...	Rupees.	Dolls.	.....	.....	Rupees.	Dolls.	.....	.....	Rupees.	Dolls.	.....	.....
1914—Year.....	a 77.85	a. 3544	a 96	a 112	a 4.98	a. 9913	a 114	a 122	a 25.00	a. 2617	a 100	a 95
Quarters—												
First.....												
Second.....												
Third.....	78.00	.3838	96	121	4.50	.9106	103	112	25.00	.2717	100	99
Fourth.....	77.70	.3250	96	102	5.46	1.0719	125	131	25.00	.2517	100	92
Months—												
January.....												
February.....												
March.....												
April.....												
May.....												
June.....												
July.....	81.00	.3175	100	100	4.36	.8155	100	100	25.00	.2750	100	100
August.....	76.50	.5060	94	159	4.63	.8719	106	107	25.00	.2750	100	100
September.....	76.50	.3279	94	103	4.52	1.0445	104	128	25.00	.2650	100	96
October.....	76.50	.3040	94	96	5.16	1.0219	118	125	25.00	.2450	100	89
November.....	76.50	.3350	94	106	5.59	1.0738	128	132	25.00	.2550	100	93
December.....	80.09	.3360	99	106	5.63	1.1200	129	137	25.00	.2550	100	93
1915—Year.....	86.70	.3866	107	122	5.14	1.2904	118	158	26.67	.3000	107	109
Quarters—												
First.....	88.32	.4019	109	127	5.80	1.4489	133	178	25.00	.2983	100	108
Second.....	87.33	.4238	108	133	4.62	1.4130	106	173	25.00	.2917	100	106
Third.....	84.29	.3501	104	110	4.93	1.2246	113	150	25.00	.3017	100	110
Fourth.....	86.84	.3707	107	117	5.20	1.0678	119	131	31.67	.3083	127	112
Months—												
January.....	85.50	.3430	106	108	5.88	1.3300	135	163	25.00	.2650	100	96
February.....	90.30	.3732	111	118	6.38	1.5297	146	188	25.00	.3050	100	111
March.....	89.16	.4896	110	154	5.13	1.4869	118	182	25.00	.3250	100	118
April.....	86.50	.4798	107	151	4.81	1.5150	110	186	25.00	.2950	100	107
May.....	87.30	.3878	108	122	4.56	1.5090	105	185	25.00	.2950	100	107
June.....	88.20	.4037	109	127	4.50	1.2150	103	149	25.00	.2850	100	104
July.....	88.21	.3750	109	118	4.78	1.3400	110	164	25.00	.2950	100	107
August.....	81.00	.3439	100	108	4.94	1.2575	113	154	25.00	.3050	100	111
September.....	83.66	.3313	103	104	5.06	1.0763	116	132	25.00	.3050	100	111
October.....	81.44	.3308	101	104	5.16	1.0720	118	131	25.00	.3050	100	111
November.....	90.00	.3938	111	124	5.25	1.0413	120	128	35.00	.3050	140	111
December.....	89.09	.3875	110	122	5.19	1.0900	119	134	35.00	.3150	140	115

a Average for last 6 months of 1914.

## WHOLESALE PRICES IN INDIA AND THE UNITED STATES, BY MONTHS, QUARTERS, AND YEARS, 1914-1917—Continued.

Market Unit	Tin, pig.				Wheat.				Wool, raw.			
	Actual price.		Relative price.		Actual price.		Relative price.		Actual price.		Relative price.	
	India.	U. S.	India.	U. S.	India.	U. S.	India.	U. S.	India.	U. S.	India.	U. S.
	Calcutta. Fact'y maund	New York. Pound.			Calcutta. Maund	Kansas City. Bushel.			Calcutta. Maund	Boston. Pound		
Base price	Rupees. 81.00	Dolls. 0.3175			Rupees. 4.36	Dolls. 0.8155			Rupees. 25.00	Dolls. 0.2750		
1916—Year	96.15	.4348	119	137	4.42	1.3292	103	163	31.72	.3529	127	128
Quarters—												
First	96.30	.4498	119	142	4.69	1.1652	108	143	33.88	.3283	136	119
Second	100.50	.4769	124	150	4.17	1.0873	96	133	31.00	.3350	124	122
Third	92.40	.3857	114	121	4.22	1.3356	97	164	30.00	.3517	120	128
Fourth	95.40	.4267	118	134	4.72	1.7438	109	214	32.00	.3967	128	144
Months—												
January	93.59	.4188	116	132	5.25	1.2006	120	147	35.63	.3250	143	118
February	92.70	.4263	114	132	4.88	1.2250	112	150	34.00	.3250	136	118
March	102.61	.5042	127	159	3.94	1.0700	90	131	32.00	.3350	128	122
April	101.70	.5175	126	163	4.25	1.1363	97	139	32.00	.3350	128	122
May	100.80	.4915	124	155	4.16	1.1075	95	136	32.00	.3350	128	122
June	99.00	.4218	122	133	4.09	1.0181	94	125	29.00	.3350	116	122
July	90.00	.3846	111	121	4.19	1.0850	96	133	29.00	.3450	116	125
August	93.61	.3854	116	121	4.19	1.3894	96	170	29.00	.3500	116	127
September	93.59	.3871	116	122	4.28	1.5325	98	188	32.00	.3600	128	131
October	93.59	.4116	116	130	4.28	1.6520	98	203	32.00	.3650	128	133
November	95.41	.4417	118	139	5.16	1.8594	118	228	32.00	.3950	128	144
December	97.19	.4267	120	134	(a)	1.7200	b 112	211	32.00	.4300	128	156
1917—Year	106.79	.6165	132	194	4.72	2.2956	108	282	31.80	.6446	127	234
Quarters—												
First	99.45	.4997	123	157	4.67	1.9000	107	233	32.00	.4850	128	176
Second	108.90	.6043	134	190	4.43	2.7506	102	337	32.00	.5983	128	218
Third	110.70	.6232	137	196	4.68	2.4119	107	296	30.67	.7450	123	271
Fourth	110.70	.7388	137	233	5.12	2.1200	117	260	34.00	.7500	131	273
Months—												
January	96.75	.4419	119	139	4.63	1.8956	106	232	32.00	.4550	128	165
February	100.80	.5137	124	162	4.81	1.8013	110	221	32.00	.4900	128	178
March	100.80	.5436	124	171	4.56	1.9825	105	243	32.00	.5100	128	185
April	108.00	.5591	133	176	4.25	2.5306	97	310	32.00	.5350	128	195
May	108.00	.6330	133	199	4.50	3.0463	103	374	32.00	.5550	128	202
June	110.70	.6209	137	196	4.53	2.6900	104	330	32.00	.7050	128	256
July	110.70	.6261	137	197	4.69	2.4070	108	295	32.00	.7350	128	267
August	110.70	.6269	137	197	4.56	2.6463	105	325	30.00	.7450	120	271
September	110.70	.6168	137	194	4.78	2.1838	110	268	30.00	.7550	120	275
October	(a)	.6185	b 137	195	4.75	2.1200	109	260	(a)	.7500	b 125	273
November	(a)	.7443	b 137	234	5.38	2.1200	123	260	(a)	.7500	b 151	273
December	110.70	.8535	137	269	5.22	2.1200	120	260	34.00	.7500	136	273

a No quotation.

b Interpolated.

## WHOLESALE PRICES IN AUSTRALIA AND THE UNITED STATES. BY MONTHS, QUARTERS, AND YEARS, 1913-1918.

Market.... Unit..... Base price.	Acid, citric.				Alum.				Bacon.			
	Actual price.		Relative price.		Actual price.		Relative price.		Actual price.		Relative price.	
	Australia.	U. S.	Australia.	U. S.	Australia.	U. S.	Australia.	U. S.	Australia.	U. S.	Australia.	U. S.
	Mel- bourne. Pound.	New York. Pound.	.....	.....	Mel- bourne. Ton.	New York. Pound.	.....	.....	Brisbane Pound.	Chi- cago. Pound.	.....	.....
	£ s. d.	Dolls.	.....	.....	£ s. d.	Dolls.	.....	.....	£ s. d.	Dolls.	.....	.....
1913—Year	0 2 3.50	0.5070	.....	.....	10 5 0	0.0188	.....	.....	0 0 9.77	0.1298	.....	.....
Quarters—												
First.....	0 1 7.08	.3980	69	79	10 10 0	.0188	102	100	0 0 9.67	.1109	99	85
Second.....	0 1 9	.4080	76	80	10 6 8	.0188	101	100	0 0 9	.1244	92	96
Third.....	0 1 10.67	.4500	82	89	10 5 0	.0188	100	100	0 0 9.63	.1317	99	101
Fourth.....	0 2 3.25	.5330	99	105	10 5 0	.0188	100	100	0 0 10.75	.1261	110	97
Months—												
January.....	0 1 6.75	.3900	68	77	10 10 0	.0188	102	100	0 0 9.75	.1072	100	83
February.....	0 1 6.75	.4000	68	79	10 10 0	.0188	102	100	0 0 9.50	.1117	97	86
March.....	0 1 7.75	.4050	72	80	10 10 0	.0188	102	100	0 0 9.75	.1138	100	88
April.....	0 1 9	.4050	76	80	10 10 0	.0188	102	100	0 0 9.75	.1193	100	92
May.....	0 1 9	.4050	76	80	10 5 0	.0188	100	100	0 0 8.50	.1250	87	96
June.....	0 1 9	.4150	76	82	10 5 0	.0188	100	100	0 0 8.75	.1289	90	99
July.....	0 1 9	.4275	76	84	10 5 0	.0188	100	100	0 0 9.50	.1358	97	105
August.....	0 1 11	.4500	84	89	10 5 0	.0188	100	100	(a)	.1316	b 29	101
September.....	0 2 0	.4725	87	93	10 5 0	.0188	100	100	0 0 9.75	.1277	100	98
October.....	0 2 0.25	.5125	88	101	10 5 0	.0188	100	100	0 0 10.75	.1260	110	97
November.....	0 2 4.50	.5550	104	109	10 5 0	.0188	100	100	0 0 11.25	.1260	115	97
December.....	0 2 5	.5325	105	105	10 5 0	.0188	100	100	0 0 10.25	.1263	105	97
1914—Year	0 2 11.54	.5932	129	117	10 15 0	.0211	105	112	0 0 9.29	.1295	95	100
Quarters—												
First.....	0 2 5.08	.5100	106	101	10 5 0	.0188	100	100	0 0 10.08	.1270	103	98
Second.....	0 2 7	.5350	113	106	10 5 0	.0188	100	100	0 0 8.38	.1240	88	96
Third.....	0 2 11.50	.5850	129	115	10 10 0	.0200	102	106	0 0 9.17	.1411	94	109
Fourth.....	0 3 10.50	.7430	169	147	12 0 0	.0271	117	144	0 0 9.33	.1262	96	97
Months—												
January.....	0 2 5	.5100	105	101	10 5 0	.0188	100	100	0 0 9.75	.1271	100	98
February.....	0 2 5	.5100	105	101	10 5 0	.0188	100	100	0 0 9	.1291	92	99
March.....	0 2 5.25	.5100	106	101	10 5 0	.0188	100	100	0 0 11.50	.1253	118	97
April.....	0 2 7.50	.5100	115	101	10 5 0	.0188	100	100	0 0 8.50	.1231	87	95
May.....	0 2 6.75	.5475	112	108	10 5 0	.0188	100	100	0 0 8	.1211	82	93
June.....	0 2 6.75	.5475	112	108	10 5 0	.0188	100	100	0 0 9.25	.1269	95	98
July.....	0 2 6.75	.5475	112	108	10 5 0	.0188	100	100	0 0 8.50	.1361	87	105
August.....	0 2 6.75	.5475	112	108	10 5 0	.0188	100	100	0 0 9.75	.1438	100	111
September.....	0 3 9	.6600	164	130	11 0 0	.0225	107	120	0 0 9.25	.1429	95	110
October.....	0 3 10.50	.8700	169	172	12 0 0	.0288	117	153	0 0 9.25	.1341	95	103
November.....	0 3 10.50	.7000	169	138	12 0 0	.0263	117	140	0 0 9.75	.1260	100	97
December.....	0 3 10.50	.6600	169	130	12 0 0	.0263	117	140	0 0 9	.1200	92	92
1915—Year	0 3 5.13	.5971	150	118	12 8 4	.0330	121	176	0 0 11.88	.1129	122	87
Quarters—												
First.....	0 3 8.50	.5690	162	112	12 0 0	.0261	117	139	0 0 10.75	.1161	110	89
Second.....	0 3 4.50	.5890	147	116	12 0 0	.0253	117	135	0 0 10.42	.1143	107	88
Third.....	0 3 3	.6225	142	123	12 0 0	.0365	117	194	0 0 11.67	.1041	119	80
Fourth.....	0 3 4.50	.6080	147	120	13 13 4	.0442	133	235	0 1 2.67	.1171	150	90
Months—												
January.....	0 3 10.50	.5825	169	115	12 0 0	.0263	117	140	0 0 9.25	.1185	95	91
February.....	0 3 9.50	.5625	158	111	12 0 0	.0263	117	140	0 0 11.50	.1182	118	91
March.....	0 3 7.50	.5625	158	111	12 0 0	.0257	117	137	0 0 11.50	.1116	118	86
April.....	0 3 7.50	.5625	158	111	12 0 0	.0257	117	137	0 0 11.50	.1111	118	86
May.....	0 3 3	.5825	142	115	12 0 0	.0257	117	137	0 0 10.50	.1147	107	88
June.....	0 3 3	.6225	142	123	12 0 0	.0245	117	130	0 0 9.25	.1170	95	90
July.....	0 3 3	.6225	142	123	12 0 0	.0245	117	130	0 0 9.50	.1113	97	86
August.....	0 3 3	.6225	142	123	12 0 0	.0425	117	226	0 0 11.75	.1038	120	80
September.....	0 3 3	.6225	142	123	12 0 0	.0425	117	226	0 1 1.75	.0972	141	75
October.....	0 3 4.50	.6090	147	118	13 0 0	.0425	127	226	0 1 2.50	.1105	148	85
November.....	0 3 4.50	.6125	147	121	13 0 0	.0450	127	239	0 1 3.75	.1190	156	92
December.....	0 3 4.50	.6125	147	121	15 0 0	.0450	146	239	0 1 2.25	.1219	146	94

a No quotation.

b Interpolated.



## WHOLESALE PRICES IN AUSTRALIA AND THE UNITED STATES, BY MONTHS, QUARTERS, AND YEARS, 1913-1918—Continued.

Market..... Unit..... Base price...	Acid, citric.				Alum.				Bacon.			
	Actual price.		Relative price.		Actual price.		Relative price.		Actual price.		Relative price.	
	Australia.	U. S.	Australia.	U. S.	Australia.	U. S.	Australia.	U. S.	Australia.	U. S.	Australia.	U. S.
	Melbourne. Pound.	New York. Doll.			Melbourne. Ton.	New York. Doll.			Brisbane. Pound.	Chicago. Pound.		
	£ s. d.	Dolls.			£ s. d.	Dolls.			£ s. d.	Dolls.		
	0 2 3.50	0.5070			10 5 0	0.0188			0 0 9.77	0.1298		
1916—Year.....	0 3 5	.6989	149	138	23 1 8	.0431	225	229	0 1 1.34	.1462	134	113
Quarters—												
First.....	0 3 3.75	.6730	145	133	17 0 0	.0463	166	246	0 1 4.08	.1279	165	99
Second.....	0 3 5.25	.6925	150	137	22 0 0	.0438	215	233	0 1 3.83	.1408	162	108
Third.....	0 3 6.50	.7175	155	142	25 6 8	.0413	247	220	0 0 10.17	.1563	104	120
Fourth.....	0 3 4.50	.7125	147	141	28 0 0	.0413	273	220	0 0 10.25	.1598	105	123
Months—												
January.....	0 3 3.75	.6525	145	129	15 0 0	.0450	146	239	0 1 4	.1223	164	94
February.....	0 3 3.75	.6750	145	133	18 0 0	.0500	176	266	0 1 4.25	.1269	166	98
March.....	0 3 3.75	.6925	145	137	18 0 0	.0438	176	233	0 1 4	.1344	164	104
April.....	0 3 3.75	.6925	145	137	18 0 0	.0438	176	233	0 1 4.50	.1358	169	105
May.....	0 3 6	.6925	153	137	24 0 0	.0438	234	233	0 1 4.50	.1425	169	110
June.....	0 3 6	.6925	153	137	24 0 0	.0438	234	233	0 1 2.50	.1441	148	111
July.....	0 3 7.50	.7200	158	142	24 0 0	.0413	234	220	0 0 10	.1534	102	118
August.....	0 3 7.50	.7175	158	142	24 0 0	.0413	234	220	0 0 10	.1555	102	120
September.....	0 3 4.50	.7150	147	141	28 0 0	.0413	273	220	0 0 10.50	.1600	107	123
October.....	0 3 4.50	.7125	147	141	28 0 0	.0413	273	220	0 0 10	.1603	102	123
November.....	0 3 4.50	.7125	147	141	28 0 0	.0413	273	220	(a)	.1625	b105	125
December.....	0 3 4.50	.7125	147	141	28 0 0	.0413	273	220	0 0 10.50	.1566	107	121
1917—Year.....	0 3 9.36	.7445	165	147	29 14 6.50	.0444	290	236	0 0 10.25	.2382	105	184
Quarters—												
First.....	0 3 4.50	.6980	147	138	28 0 0	.0413	273	220	0 0 10.50	.1729	107	133
Second.....	0 3 7.33	.7500	158	148	31 10 0	.0446	307	237	0 0 10.50	.2252	107	173
Third.....	0 3 11	.7650	171	151	28 16 8	.0475	281	253	0 0 10.25	.2507	105	196
Fourth.....	0 4 1	.7650	178	151	30 0 0	.0442	293	235	0 0 9.75	.3041	100	234
Months—												
January.....	0 3 4.50	.6800	147	134	28 0 0	.0413	273	220	0 0 10.50	.1603	107	123
February.....	0 3 4.50	.6800	147	134	28 0 0	.0413	273	220	0 0 10.50	.1706	107	131
March.....	(a)	.7350	b148	145	(a)	.0413	b288	220	0 0 10.50	.1911	107	147
April.....	0 3 4	.7425	145	146	31 10 0	.0413	307	220	0 0 10.50	.2131	107	164
May.....	0 3 9	.7500	164	148	31 10 0	.0444	307	236	0 0 10.50	.2319	107	179
June.....	0 3 9	.7575	164	149	31 10 0	.0475	307	253	0 0 10.50	.2288	107	176
July.....	0 3 9	.7650	164	151	31 10 0	.0475	307	253	0 0 10.50	.2369	107	183
August.....	0 4 0	.7650	175	151	27 10 0	.0475	288	253	0 0 10.50	.2503	107	193
September.....	0 4 0	.7650	175	151	27 10 0	.0475	288	253	0 0 9.75	.2683	100	207
October.....	0 4 0	.7650	175	151	30 0 0	.0475	293	253	0 0 9.75	.3065	100	236
November.....	0 4 0	.7650	175	151	30 0 0	.0431	293	229	0 0 9.75	.3038	100	234
December.....	0 4 3	.7650	185	151	30 0 0	.0425	293	226	0 0 9.75	.3016	100	232
1918—Year.....	0 4 4.02	.8852	189	175	34 14 6.50	.0475	341	253		.2612		201
Quarters—												
First.....	0 4 2	.7940	182	157	30 0 0	.0450	293	239	0 0 9.58	.2653	98	204
Second.....	0 4 2.50	.8475	184	167	35 0 0	.0400	341	213	0 0 9.50	.2477	97	191
Third.....	0 4 6.75	.8525	199	168	37 10 0	.0458	366	244		.2616		202
Fourth.....	0 4 5.25	1.0470	194	207	37 10 0	.0592	366	315		.2695		207
Months—												
January.....	0 4 3	.7825	185	154	30 0 0	.0550	293	293	0 0 9.75	.2654	100	204
February.....	0 4 1.50	.8025	180	158	30 0 0	.0400	293	213	0 0 9.50	.2675	97	206
March.....	0 4 1.50	.8025	180	158	30 0 0	.0400	293	213	0 0 9.50	.2630	97	203
April.....	0 4 1.50	.8300	180	164	30 0 0	.0400	293	213	0 0 9.50	.2586	97	199
May.....	0 4 1.50	.8600	180	170	37 0 0	.0400	366	213	0 0 9.50	.2475	97	191
June.....	0 4 4.50	.8525	191	168	37 10 0	.0400	366	213	0 0 9.50	.2341	97	180
July.....	0 4 6.75	.8525	199	168	37 10 0	.0400	366	213	0 0 9.50	.2593	97	200
August.....	0 4 6.75	.8525	199	168	37 10 0	.0525	366	279		.2594		200
September.....	0 4 6.75	.8525	199	168	37 10 0	.0450	366	239		.2669		206
October.....	0 4 6.75	.8525	199	168	37 10 0	.0450	366	239		.2638		203
November.....	(a)	1.0050	b194	198	(a)	.0775	b366	412		.2631		203
December.....	0 4 3.75	1.2825	188	253	37 10 0	.0550	366	293		.2803		216

a No quotation.

b Interpolated.

## WHOLESALE PRICES IN AUSTRALIA AND THE UNITED STATES, BY MONTHS, QUARTERS, AND YEARS, 1913-1918—Continued.

	Bananas.				Beef.				Bran.			
	Actual price.		Relative price.		Actual price.		Relative price.		Actual price.		Relative price.	
	Australia.	U. S.	Australia.	U. S.	Australia.	U. S.	Australia.	U. S.	Australia.	U. S.	Australia.	U. S.
<b>Market</b> .....	Brisbane	New York			Sydney..	New York			Brisbane	Minneapolis.		
<b>Unit</b> .....	Case....	Bunch..			Cwt.....	Pound..			Ton.....	Ton....		
<b>Base price</b> ...	£ s. d.	Dolls.			£ s. d.	Dolls.			£ s. d.	Dolls.		
	0 10 9	0.8479			1 7 10	0.1293			5 5 5.45	20.6887		
1913—Year.....	0 10 6.43	.7958	98	94	1 5 11	.1252	93	97	5 6 9.82	18.3654	101	89
Quarters—												
First.....	0 9 2	.7833	85	92	1 7 0	.1161	97	90	5 10 0	18.0729	104	87
Second....	0 9 0	.8000	84	94	1 6 4	.1256	95	97	5 5 0	16.4231	100	79
Third.....	0 12 5	.9917	(a)	117	1 5 2	.1287	90	100	5 10 0	19.1339	104	92
Fourth....	0 12 5	.6083	115	72	1 5 2	.1291	90	100	5 3 4	19.7500	98	95
Months—												
January....	0 12 6	.9500	116	112	1 9 0	.1144	104	88	5 10 0	19.2188	104	93
February..	0 7 6	.7750	70	91	1 5 0	.1138	90	88	5 5 0	18.0938	100	87
March.....	0 7 6	.6257	70	74	1 7 0	.1200	97	93	5 15 0	16.9063	109	82
April.....	0 9 0	.5250	84	62	1 8 0	.1300	101	101	5 15 0	16.1000	109	78
May.....	(a)	.9000	(a)	106	1 6 6	.1225	95	95	4 10 0	16.4063	85	79
June.....	(a)	.9750	(a)	115	1 4 6	.1244	88	96	5 10 0	16.8438	104	81
July.....	(a)	1.0000	(a)	118	1 5 6	.1285	92	99	5 10 0	16.7750	104	81
August....	(a)	1.0000	(a)	118	1 4 6	.1275	88	99	(a)	19.8125	b104	96
September..	(a)	.9750	(a)	115	1 5 6	.1300	92	101	5 10 0	20.9500	104	101
October....	0 13 0	.7750	121	91	1 6 6	.1300	95	101	5 10 0	19.5000	104	94
November..	0 13 9	.6500	128	77	1 4 6	.1288	88	100	5 0 0	19.3438	95	93
December..	0 10 6	.4000	98	47	1 4 6	.1285	88	99	5 0 0	20.2750	95	98
1914—Year.....	0 11 9.33	.8521	109	100	1 11 11.50	.1346	115	104	6 3 6.50	21.0168	117	102
Quarters—												
First.....	0 9 4	.8750	87	103	1 8 2	.1302	101	101	5 5 0	22.7692	100	110
Second....	0 10 0	.9167	98	108	1 12 10	.1293	118	100	5 5 0	21.2212	100	103
Third.....	0 13 4	.8667	124	102	1 13 2	.1425	119	110	6 5 10	19.8654	119	96
Fourth....	0 14 0	.7500	130	88	1 13 8	.1365	121	106	7 18 4	20.2115	150	98
Months—												
January....	0 10 0	.8750	93	103	1 7 6	.1319	99	102	5 0 0	21.6563	95	105
February..	0 8 0	.8750	74	103	1 8 0	.1306	101	101	5 5 0	22.2600	100	108
March.....	0 10 0	.8750	93	103	1 9 0	.1280	104	99	5 10 0	24.0750	104	116
April.....	(a)	.8500	b93	100	1 12 6	.1275	117	99	5 5 0	22.6563	100	110
May.....	0 10 0	.8000	93	94	1 12 6	.1300	117	101	5 5 0	22.0000	100	106
June.....	(a)	1.1000	b107	130	1 13 6	.1305	120	101	5 5 5	19.4500	100	94
July.....	0 13 0	1.0000	121	118	1 14 0	.1406	122	109	5 17 6	18.0313	111	87
August....	0 12 0	.8000	112	94	1 10 6	.1444	110	112	6 10 0	21.1563	123	102
September..	0 15 0	.8000	140	94	1 15 0	.1425	126	110	6 10 0	20.3000	123	98
October....	0 15 0	.8000	140	94	1 13 6	.1356	120	105	7 0 0	18.7813	133	91
November..	(a)	.7500	b130	88	1 9 6	.1400	106	108	7 15 0	20.5938	147	100
December..	0 13 0	.7000	121	83	1 18 0	.1340	137	104	9 0 0	21.0500	171	102
1915—Year.....	0 12 6.50	.8229	117	97	2 13 11	.1255	194	97	8 8 2.18	20.0409	164	97
Quarters—												
First.....	0 9 0	.7000	84	83	1 18 10	.1212	140	94	9 3 4	22.1154	174	107
Second....	0 13 4	.9500	124	112	2 3 6	.1207	156	93	11 5 0	20.3846	213	99
Third.....	0 14 4	.9083	133	107	3 13 2	.1350	263	104	8 18 4	19.4712	169	94
Fourth....	0 13 6	.7333	126	86	3 0 2	.1249	216	97	5 5 0	18.1923	100	88
Months—												
January....	0 10 6	.7000	98	83	2 1 0	.1294	147	100	9 10 0	22.8125	180	110
February..	0 7 6	.7000	70	83	1 17 6	.1296	135	93	9 5 0	22.8438	175	110
March.....	0 9 0	.7000	84	83	1 18 0	.1135	137	88	8 15 0	20.9750	166	101
April.....	0 10 0	1.2500	93	147	2 3 0	.1113	154	86	10 0 0	22.0625	190	107
May.....	0 13 6	.8000	126	94	2 1 0	.1213	147	94	(a)	19.7500	b213	95
June.....	0 16 6	.8000	153	94	2 6 6	.1295	167	100	12 10 0	19.5500	237	95
July.....	0 16 0	1.0500	149	124	3 3 6	.1369	228	106	10 10 0	20.4063	199	99
August....	0 16 0	.8250	149	97	4 0 0	.1350	237	104	9 10 0	19.7750	180	96
September..	0 11 0	.8500	102	100	3 16 0	.1331	273	103	6 15 0	18.1563	128	88
October....	0 13 6	.8000	126	94	3 14 0	.1269	266	98	4 15 0	18.2500	90	88
November..	0 14 0	.8500	130	100	2 18 0	.1265	208	98	4 15 0	18.0000	90	87
December..	0 13 0	.5500	121	65	2 8 6	.1213	174	94	6 5 0	18.3750	119	89

a No quotation.

b Interpolated.

## WHOLESALE PRICES IN AUSTRALIA AND THE UNITED STATES, BY MONTHS, QUARTERS, AND YEARS, 1913-1918—Continued.

Market Unit Base price	Bananas.				Beef.				Bran.			
	Actual price.		Relative price.		Actual price.		Relative price.		Actual price.		Relative price.	
	Australia.	U. S.	Australia.	U. S.	Australia.	U. S.	Australia.	U. S.	Australia.	U. S.	Australia.	U. S.
	Brisbane	New York.			Sydney.	New York.			Brisbane	Minneapolis.		
	Case	Bunch.			Cwt.	Pound.			Ton.	Ton.		
	£ s. d.	Dolls.			£ s. d.	Dolls.			£ s. d.	Dolls.		
	0 10 9	0.8479			1 7 10	0.1293			5 5 5.45	20.6887		
1916—Year	0 10 9.82	.9333	101	109	3 0 6	.1339	219	104	6 3 10.36	20.5481	117	99
Quarters—												
First	0 9 0	.7500	84	88	3 6	.1253	228	97	6 19 2	18.6923	132	90
Second	0 10 4	.9000	96	106	2 17 10	.1365	208	106	6 8 4	18.3654	122	89
Third	0 11 4	1.0833	105	133	2 18 9	.1404	218	109	5 18 4	19.5962	112	95
Fourth	0 13 6	1.0000	126	118	3 1 4	.1317	220	102	5 2 6	25.5385	97	123
Months—												
January	0 12 0	.5500	112	65	3 6 0	.1238	237	96	9 15 0	18.6563	185	90
February	0 6 0	.8500	56	100	3 3 0	.1233	226	95	17 6	19.2250	111	93
March	0 9 0	.8500	84	100	3 1 6	.1288	221	100	5 15 0	18.0625	100	87
April	0 11 0	.7500	102	88	3 1 6	.1281	221	99	5 10 0	18.5000	104	89
May	0 10 0	.9750	93	115	2 19 0	.1313	212	102	6 15 0	18.6750	128	90
June	0 10 0	.9750	93	115	2 13 0	.1500	190	116	7 0 0	17.8438	133	86
July	0 14 0	1.2250	130	144	2 13 0	.1425	190	110	5 15 0	17.7188	109	86
August	0 8 0	1.0250	74	121	3 4 6	.1400	232	103	7 0 0	19.9500	133	96
September	0 12 0	(a)	112	b 118	(a)	.1388	b 233	107	5 0 0	21.0313	95	102
October	0 12 6	1.0000	116	118	3 5 0	.1300	234	101	5 0 0	24.3250	95	118
November	(a)	1.0000	b 126	118	3 6 6	.1325	225	102	(a)	27.1563	b 97	231
December	0 14 6	1.0000	135	118	2 16 6	.1325	203	102	5 5 0	25.4375	100	123
1917—Year	0 9 3.50	1.3529	86	160	2 18 4.36	.1640	198	127	5 11 8.50	32.3676	106	156
Quarters—												
First	0 8 10	1.0000	82	118	2 15 2	.1432	198	111	5 9 2	31.7981	104	154
Second	0 9 0	1.0615	84	125	2 13 10	.1642	193	127	5 5 0	32.5000	100	157
Third	0 10 0	1.7462	93	206	3 2 4	.1733	224	134	5 15 0	31.2212	109	151
Fourth	0 9 4	1.6250	87	192	3 4 0	.1752	224	135	5 17 8	34.0833	112	165
Months—												
January	0 11 0	1.0000	102	118	2 17 6	.1365	207	106	5 15 0	28.8250	109	139
February	0 7 6	1.0000	70	118	2 17 6	.1463	207	113	5 15 0	32.5000	109	157
March	0 8 0	1.0000	74	118	2 10 6	.1485	181	115	4 17 6	34.8125	92	168
April	0 9 0	1.0000	84	118	2 10 6	.1631	181	126	5 0 0	38.5000	95	186
May	0 9 0	1.0000	84	118	2 15 6	.1625	199	126	5 0 0	32.7000	95	158
June	0 9 0	1.2000	84	142	2 15 6	.1675	199	130	5 15 0	26.2500	109	127
July	0 9 0	1.8000	84	212	2 19 0	.1685	212	130	5 15 0	32.5500	109	157
August	0 11 6	1.8000	107	212	3 4 0	.1706	230	132	5 15 0	30.6250	109	148
September	0 9 6	1.6250	88	192	3 4 0	.1819	230	141	5 15 0	30.1563	109	146
October	0 10 6	1.6250	98	192	3 4 0	.1725	230	133	6 3 0	30.7250	116	149
November	0 8 0	1.6250	74	192	3 4 0	.1688	230	131	6 0 0	33.5938	114	162
December	0 9 6	1.6250	88	192	(a)	.1850	(a)	143	5 10 0	40.3333	104	195
1918—Year		2.3698		279		.2083		161		31.8183		154
Quarters—												
First	0 10 0	1.8021	93	192		.1758		136	5 11 8	34.2517	106	166
Second	0 12 10	3.2187	119	442		.2231		173	6 5 0	32.8358	119	159
Third		2.6269		310		.2215		171		28.7846		139
Fourth		1.9250		227		.2138		165		31.6046		153
Months—												
January	0 10 6	1.6250	98	192	(a)	.1790	(a)	138	5 15 0	34.5500	109	167
February	0 10 6	1.6250	98	192	(a)	.1725	(a)	133	5 10 0	34.4967	104	167
March	0 9 0	(a)	84	b 254	(a)	.1750	(a)	135	5 10 0	33.6950	104	163
April	0 12 0	(a)	112	b 317	(a)	.2063	(a)	100	5 10 0	33.4780	104	162
May	0 12 0	(a)	112	b 380	(a)	.2200	(a)	170	6 15 0	32.3188	128	156
June	0 14 6	3.7500	135	442	(a)	.2431	(a)	188	6 10 0	32.5500	123	157
July	0 12 0	3.7500	112	442	(a)	.2140	(a)	166	6 10 0	26.8850	123	130
August		1.9250		227	(a)	.2163	(a)	167		30.1900		146
September		1.9250		227	(a)	.2363	(a)	183		29.7538		144
October		1.9250		227	(a)	.2035	(a)	157		29.3940		142
November		1.9250		227	2 12 0	.2163	187	167		29.0750		141
December		1.9250		227		.2275		176		35.8390		173

a No quotation.

b Interpolated.

## WHOLESALE PRICES IN AUSTRALIA AND THE UNITED STATES, BY MONTHS, QUARTERS, AND YEARS, 1913-1918—Continued.

	Brass.				Butter.				Calves, prime.			
	Actual price.		Relative price.		Actual price.		Relative price.		Actual price.		Relative price.	
	Australia.	U. S.	Australia.	U. S.	Australia.	U. S.	Australia.	U. S.	Australia.	U. S.	Australia.	U. S.
Market.....	Sydney..	New York	.....	.....	Brisbane	Chi-	.....	.....	Brisbane	New York	.....	.....
Unit.....	Pound..	Pound..	.....	.....	Cwt.....	Pound..	.....	.....	Head	Cwt.....	.....	.....
Base price.....	£ s. d.	Dolls.	.....	.....	£ s. d.	Dolls.	.....	.....	£ s. d.	Dolls.	.....	.....
1913—Year.....	0 0 11.50	.1783	100	111	5 3 2.18	.2969	99	109	2 1 9.82	12.0396	86	100
Quarters—												
First.....	0 0 11.50	.1825	100	114	4 18 8	.3312	95	122	1 18 4	12.1667	80	101
Second.....	0 0 11.50	.1833	100	114	5 6 0	.2850	102	105	1 10 0	11.1667	66	93
Third.....	0 0 11.50	.1783	100	111	5 3 0	.2659	99	98	2 6 8	11.7833	98	98
Fourth.....	0 0 11.50	.1692	100	105	5 5 0	.3042	101	112	2 8 4	13.0417	101	109
Months—												
January.....	0 0 11.50	(a)	100	b 114	5 4 0	.3144	100	115	2 0 0	12.2500	84	102
February.....	0 0 11.50	(a)	100	b 114	4 16 0	.3331	92	122	2 7 6	12.3750	99	103
March.....	0 0 11.50	.1825	100	114	4 16 0	.3460	92	127	1 7 6	11.8750	58	99
April.....	0 0 11.50	.1825	100	114	4 14 0	.3213	91	118	1 7 6	12.0000	58	100
May.....	0 0 11.50	.1825	100	114	4 18 0	.2681	94	98	1 12 6	10.3750	68	86
June.....	0 0 11.50	.1850	100	115	6 6 0	.2655	121	97	(a)	11.1250	b 73	93
July.....	0 0 11.50	.1850	100	115	5 2 0	.2550	98	94	1 17 6	10.8750	78	91
August.....	0 0 11.50	.1750	100	109	(a)	.2572	b 99	94	2 7 6	11.8750	99	99
September.....	0 0 11.50	.1750	100	109	5 4 0	.2856	100	105	2 15 0	12.6000	115	105
October.....	0 0 11.50	.1750	100	109	5 7 0	.2856	103	105	2 15 0	13.3750	115	111
November.....	0 0 11.50	.1663	100	104	5 4 0	.3019	100	111	2 5 0	12.8750	94	107
December.....	0 0 11.50	.1663	100	104	5 4 0	.3250	100	119	2 5 0	12.8750	94	107
1914—Year.....	0 0 11.77	.1400	102	87	5 7 3	.2731	103	100	2 11 3.38	11.9208	107	99
Quarters—												
First.....	0 0 11.50	.1492	100	93	5 4 0	.2752	101	101	1 15 0	12.5833	91	105
Second.....	0 0 11.58	.1450	101	90	5 1 8	.2442	98	90	2 12 7	10.6250	110	88
Third.....	0 0 11.67	.1388	101	87	5 14 0	.2737	110	100	2 7 6	12.2250	103	102
Fourth.....	0 1 0.33	.1271	107	79	5 8 0	.2989	104	110	2 16 8	12.2500	119	102
Months—												
January.....	0 0 11.50	.1575	100	98	5 4 0	.2975	100	109	1 15 0	13.3750	73	111
February.....	0 0 11.50	.1450	100	90	5 4 0	.2675	100	98	(a)	12.0000	b 91	100
March.....	0 0 11.50	.1450	100	90	5 8 0	.2605	104	96	(a)	13.3750	b 108	111
April.....	0 0 11.50	.1450	100	90	5 0 0	.2350	96	86	3 0 0	11.6250	126	97
May.....	0 0 11.50	.1450	100	90	5 2 0	.2431	98	89	2 5 3	9.3750	95	78
June.....	0 0 11.75	.1450	102	90	5 3 0	.2545	99	93	2 12 6	10.8750	110	91
July.....	0 0 11.75	.1388	102	87	5 18 0	.2556	114	94	(a)	11.1250	b 106	93
August.....	0 0 11.75	.1388	102	87	5 12 0	.2785	108	102	(a)	12.3000	b 103	102
September.....	0 0 11.50	.1388	100	87	5 12 0	.2869	108	105	2 7 6	13.2500	99	110
October.....	0 1 0	.1313	104	82	5 8 0	.2838	104	104	3 0 0	12.0000	126	100
November.....	0 1 0	.1275	104	80	5 6 0	.3050	102	112	3 2 6	11.6250	131	97
December.....	0 1 1	.1225	113	76	5 10 0	.3081	106	113	2 7 6	13.1250	99	109
1915—Year.....	0 1 2.32	.2232	130	139	7 3 10.33	.2743	148	101	2 11 1.64	12.1354	107	101
Quarters—												
First.....	0 1 1	.1558	113	97	6 1 8	.2913	117	107	2 8 9	12.7083	99	106
Second.....	0 1 1.33	.1952	116	122	9 0 4	.2711	174	100	2 0 0	10.4583	84	87
Third.....	0 1 3.33	.2758	133	172	8 10 4	.2426	164	89	2 10 10	12.7083	106	106
Fourth.....	0 1 6	.2658	156	166	7 3 1.33	.2909	138	107	3 4 2	12.6667	134	105
Months—												
January.....	0 1 1	.1325	113	83	5 18 0	.3000	114	110	(a)	12.3750	b 94	103
February.....	0 1 1	.1550	113	97	6 7 0	.2963	122	100	2 2 6	12.8750	89	107
March.....	0 1 1	.1800	113	112	6 0 0	.2775	116	102	2 15 0	12.8750	115	107
April.....	0 1 1	.1630	113	102	7 2 0	.2825	137	104	2 7 6	11.8750	99	99
May.....	0 1 1	.2175	113	136	9 14 0	.2670	187	98	1 12 6	8.8750	68	74
June.....	0 1 2	.2050	122	128	10 5 0	.2638	197	97	2 0 0	10.6250	84	88
July.....	0 1 2	.2900	122	181	10 15 0	.2500	207	92	2 10 0	11.7500	105	98
August.....	0 1 2	.2625	122	164	7 16 0	.2360	150	87	2 7 6	13.0000	99	108
September.....	0 1 6	.2750	156	171	7 0 0	.2419	135	89	2 15 0	13.3750	115	111
October.....	0 1 6	.2650	156	167	7 0 0	.2625	135	96	3 15 0	13.3750	157	111
November.....	0 1 6	.2625	156	164	7 0 0	.2895	135	106	3 10 0	12.3750	147	103
December.....	0 1 6	.2725	156	170	7 9 4	.3206	144	118	2 7 6	12.2500	99	102

a No quotation.

b Interpolated.

## WHOLESALE PRICES IN AUSTRALIA AND THE UNITED STATES, BY MONTHS, QUARTERS, AND YEARS, 1913-1918-Continued.

	Brass.				Butter.				Calves, prime.			
	Actual price.		Relative price.		Actual price.		Relative price.		Actual price.		Relative price.	
	Australia.	U. S.	Australia.	U. S.	Australia.	U. S.	Australia.	U. S.	Australia.	U. S.	Australia.	U. S.
Market.....	Sydney..	New York.	Brisbane	Chicago.	Brisbane	New York.						
Unit.....	Pound..	Pound..	Cwt.....	Pound..	Head...	Cwt.....						
Base price...	£ s. d.	Dolls.	£ s. d.	Dolls.	£ s. d.	Dolls.	£ s. d.	Dolls.	£ s. d.	Dolls.		
1916—Year.....	0 2 0.67	.4217	214	263 6 17 7.64	.3179	133	117 2 7 7.64	12.4375	103	104		
Quarters—												
First.....	0 1 8	.3667	174	229 6 8 5.33	.3159	124	116 2 5 0	12.3333	94	103		
Second.....	0 2 2	.4287	226	266 6 16 10.67	.3019	132	111 1 16 8	10.7917	77	90		
Third.....	0 2 2	.4450	226	277 7 3 1.33	.2910	138	107 2 10 9	13.2500	116	110		
Fourth.....	0 2 2.67	.4483	231	279 7 4 4	.3622	139	133 2 19 2	13.3750	124	111		
Months—												
January.....	0 1 6	.3500	156	218 6 5 0	.2925	120	107 2 5 0	12.3750	94	103		
February.....	0 1 8	.3800	174	237 6 10 0	.3100	125	114 2 12 6	12.0000	110	100		
March.....	0 1 10	.3700	193	231 6 10 4	.3453	126	127 1 17 6	12.6250	78	105		
April.....	0 2 2	.4050	226	252 6 10 8	.3383	126	124 2 2 6	10.5000	89	87		
May.....	0 2 2	.4300	226	268 7 0 0	.2856	135	105 2 2 6	9.7500	89	81		
June.....	0 2 2	.4450	226	277 7 0 0	.2817	135	103 1 5 0	12.1250	52	101		
July.....	0 2 2	.4450	226	277 7 0 0	.2683	135	98 1 15 0	12.7500	73	106		
August.....	0 2 2	.4450	226	277 7 0 0	.2906	135	107 3 6 6	13.3750	139	111		
September.....	0 2 2	.4450	226	277 7 9 4	.3141	144	115 (a)	13.6250	b 135	113		
October.....	0 2 2	.4450	226	277 6 19 4	.3373	134	124 3 2 6	13.8750	131	116		
November.....	0 2 2	.4450	226	277 (a)	.3763	b 139	138 2 15 0	12.3750	115	103		
December.....	0 2 4	.4550	243	284 7 9 4	.3731	144	137 3 0 0	13.8750	126	116		
1917—Year.....	0 2 7.08	.4269	270	266 7 12 5.33	.4034	147	148 2 16 10.20	15.6354	119	130		
Quarters—												
First.....	0 2 3.67	.4550	240	284 7 9 4	.3865	144	142 4 1 4	15.0000	177	125		
Second.....	0 2 6	.4500	260	287 7 12 5.33	.3919	147	144 1 7 4	15.0417	57	125		
Third.....	0 2 8.67	.4167	284	260 7 18 8	.3928	153	144 3 0 2	16.2083	126	135		
Fourth.....	0 2 10	.3858	295	241 7 9 4	.4404	144	162 3 2 0	16.2917	130	136		
Months—												
January.....	0 2 1	.4550	217	284 7 9 4	.3681	144	135 3 5 0	15.7500	136	131		
February.....	0 2 4	.4550	243	284 7 9 4	.3969	144	146 3 14 0	15.8750	155	132		
March.....	0 2 6	.4550	260	284 7 9 4	.3944	144	145 5 5 0	13.3750	220	111		
April.....	0 2 6	.4500	260	281 7 9 4	.4200	144	154 1 13 0	16.3750	69	136		
May.....	0 2 6	.4500	260	281 7 9 4	.3794	144	139 1 13 0	13.7500	69	115		
June.....	0 2 6	.4500	260	281 7 18 8	.3763	153	138 0 16 0	15.0000	34	125		
July.....	0 2 6	.4500	260	281 7 18 8	.3700	153	136 3 13 0	15.8750	153	132		
August.....	0 2 10	.4000	295	249 7 18 8	.3938	153	145 2 14 6	15.8750	114	132		
September.....	0 2 10	.4000	295	249 7 18 8	.4203	153	154 2 13 0	16.8750	111	141		
October.....	0 2 10	.4000	295	249 7 9 4	.4250	144	156 3 2 0	16.8750	130	141		
November.....	0 2 10	.4000	295	249 7 9 4	.4325	144	159 (a)	16.1250	(a)	134		
December.....	0 2 10	.3575	295	223 7 9 4	.4675	144	172 (a)	15.8750	(a)	132		
1918—Year.....		.3467		216		.4857		178		18.8646		157
Quarters—												
First.....	0 2 10	.3075	295	192 7 9 4	.4658	144	171 2 11 0	18.1667	107	151		
Second.....	0 2 10	.3108	295	194 6 15 5.33	.4133	130	152	17.5417		146		
Third.....		.3708		231		.4747		174		19.2083		160
Fourth.....		.3975		248		.5948		218		20.5417		171
Months—												
January.....	0 2 10	.3075	295	192 7 9 4	.4788	144	176 (a)	17.3750	(a)	145		
February.....	0 2 10	.3075	295	192 7 9 4	.4844	144	178 (a)	18.8750	(a)	157		
March.....	0 2 10	.3075	295	192 7 9 4	.4344	144	159 2 11 0	18.2500	(a)	157		
April.....	0 2 10	.3075	295	192 7 9 4	.4055	144	149 (a)	20.8750	(a)	174		
May.....	0 2 10	.3075	295	192 6 8 6	.4144	124	152 (a)	15.6250	(a)	130		
June.....	0 2 10	.3175	295	198 6 8 6	.4188	124	154 (a)	16.1250	(a)	134		
July.....	0 2 10	.3175	295	198 6 8 6	.4292	124	158 (a)	18.3750	(a)	153		
August.....		.3975		248		.4458		164 2 6 6		18.3750		97 153
September.....		.3975		248		.5450		200 (a)		20.8750		(a) 174
October.....		.3975		248		.5525		203 (a)		20.8750		(a) 174
November.....		.3975		248		.5935		218 (a)		19.8750		(a) 166
December.....		.3975		248		.6281		231		20.8750		174

a No quotation.

b Interpolated.

## WHOLESALE PRICES IN AUSTRALIA AND THE UNITED STATES, BY MONTHS, QUARTERS, AND YEARS, 1913-1918—Continued.

Market..... Unit..... Base price..	Cement, first series.				Cement, second series.				Chaff, oaten.			
	Actual price.		Relative price.		Actual price.		Relative price.		Actual price.		Relative price.	
	Australia.	U. S.	Australia.	U. S.	Australia.	U. S.	Australia.	U. S.	Australia.	U. S.	Australia.	U. S.
Sydney.....	New York.....			Melbourne.....	New York.....			Brisbane.....	Chicago.....			
3 bags.....	Barrel.....			Barrel.....	Barrel.....			Ton.....	Ton.....			
£ s. d.	Dolls.			£ s. d.	Dolls.			£ s. d.	Dolls.			
0 13 8	1. 5800			0 14 5. 50	1. 5800			5 12 6	6. 8750			
1913—Year.....	100	100	100	100	100	100	100	100	100	100	100	
Quarters—												
First.....	102	100	100	102	99	100	100	102	96	98	98	
Second.....	102	100	100	102	96	100	100	102	84	95	95	
Third.....	102	100	100	102	99	100	100	102	89	102	102	
Fourth.....	93	100	100	102	104	100	100	102	112	95	95	
Months—												
January.....	102	100	100	102	100	100	100	102	96	99	99	
February.....	102	100	100	102	100	100	100	102	89	105	105	
March.....	102	100	100	102	97	100	100	102	6. 2500	80	91	
April.....	102	100	100	102	93	100	100	102	6. 0000	b 31	87	
May.....	102	100	100	102	97	100	100	102	6. 2500	b 35	91	
June.....	102	100	100	102	97	100	100	102	7. 0000	84	102	
July.....	102	100	100	102	97	100	100	102	7. 7500	100	113	
August.....	102	100	100	102	100	100	100	102	7. 2500	b 112	91	
September.....	102	100	100	102	100	100	100	102	6. 7500	131	98	
October.....	88	100	100	102	100	100	100	102	6. 2500	76	91	
November.....	88	100	100	102	107	100	100	102	7. 0000	b 95	102	
December.....	102	100	100	102	104	100	100	102	7. 2500	116	105	
1914—Year.....	102	100	100	102	103	100	100	102	6. 9533	104	101	
Quarters—												
First.....	102	100	100	102	100	100	100	102	7. 0833	102	103	
Second.....	102	100	100	102	97	100	100	102	7. 0833	93	103	
Third.....	102	100	100	102	105	100	100	102	6. 6667	102	97	
Fourth.....	102	100	100	102	111	100	100	102	7. 0000	121	102	
Months—												
January.....	102	100	100	102	100	100	100	102	7. 0000	116	102	
February.....	102	100	100	102	100	100	100	102	7. 2500	116	105	
March.....	102	100	100	102	100	100	100	102	7. 0000	76	102	
April.....	102	100	100	102	97	100	100	102	7. 0000	100	102	
May.....	102	100	100	102	97	100	100	102	7. 0000	100	102	
June.....	102	100	100	102	97	100	100	102	7. 2500	78	105	
July.....	102	100	100	102	97	100	100	102	6. 7500	100	98	
August.....	102	100	100	102	111	100	100	102	6. 5000	107	95	
September.....	102	100	100	102	107	100	100	102	6. 7500	100	98	
October.....	102	100	100	102	111	100	100	102	6. 7500	122	98	
November.....	102	100	100	102	107	100	100	102	7. 0000	138	102	
December.....	102	100	100	102	114	100	100	102	7. 2500	102	105	
1915—Year.....	104	92	100	104	151	92	100	104	6. 9792	181	102	
Quarters—												
First.....	106	97	100	104	139	97	100	104	7. 5000	126	109	
Second.....	102	87	100	104	166	87	100	104	7. 1667	170	104	
Third.....	106	86	100	104	135	86	100	104	6. 9167	236	101	
Fourth.....	106	97	100	104	154	97	100	104	6. 3333	191	92	
Months—												
January.....	102	100	100	104	121	100	100	104	7. 7500	116	113	
February.....	102	100	100	104	138	100	100	104	7. 2500	129	105	
March.....	102	91	100	104	159	91	100	104	7. 5000	133	109	
April.....	102	89	100	104	166	89	100	104	7. 0000	196	102	
May.....	102	89	100	104	166	89	100	104	7. 0000	142	102	
June.....	102	85	100	104	166	85	100	104	7. 5000	171	109	
July.....	106	85	100	104	159	85	100	104	7. 5000	240	109	
August.....	106	85	100	104	137	85	100	104	7. 0000	234	102	
September.....	106	90	100	104	145	90	100	104	6. 2500	236	91	
October.....	106	90	100	104	145	90	100	104	5. 5000	147	80	
November.....	106	90	100	104	138	90	100	104	7. 2500	196	105	
December.....	106	111	100	104	145	111	100	104	6. 2500	231	91	

a No quotation.

b Interpolated.

## WHOLESALE PRICES IN AUSTRALIA AND THE UNITED STATES, BY MONTHS, QUARTERS, AND YEARS, 1913-1918—Continued.

	Cement, first series.				Cement, second series.				Chaff, oaten.			
	Actual price.		Relative price.		Actual price.		Relative price.		Actual price.		Relative price.	
	Australia.	U. S.	Australia.	U. S.	Australia.	U. S.	Australia.	U. S.	Australia.	U. S.	Australia.	U. S.
Market.....	Sydney.	New York.	Melbourne.	New York.	Brisbane.	Chi-						
Unit.....	3 bags.	Barrel.	Barrel.	Barrel.	Ton.	Ton.						
Base price...	£ s. d.	Dolls.	£ s. d.	Dolls.	£ s. d.	Dolls.						
	0 13 8	1.5800	0 14 5.50	1.5800	5 12 6	6.875						
1916—Year.....	0 14 10.13	1.6888	109	107	0 19 10	1.6888	137	107	5 17 0.55	7.4167	104	108
Quarters—												
First.....	0 15 0	1.6700	110	106	1 0 80	1.6700	143	106	6 11 8	7.0000	117	102
Second.....	0 14 9	1.6700	108	106	1 0 4	1.6700	141	106	5 9 2	7.8333	97	114
Third.....	0 15 6	1.6700	113	106	0 19 10	1.6700	137	106	5 15 10	7.2500	103	105
Fourth.....	0 14 1.50	1.7450	103	110	0 18 6	1.7450	128	110	5 8 9	7.5833	97	110
Months—												
January.....	0 15 0	1.6700	110	106	1 0	1.6700	145	106	7 0 0	7.5000	124	109
February.....	0 15 0	1.6700	110	106	1 0	1.6700	145	106	6 5 0	7.0000	111	102
March.....	0 15 0	1.6700	110	106	1 0 0	1.6700	138	106	6 10 0	6.5000	116	95
April.....	0 14 9	1.6700	108	106	1 0 0	1.6700	138	106	5 12 6	6.5000	100	95
May.....	0 14 9	1.6700	108	106	1 0 0	1.6700	138	106	6 0 0	8.0000	107	116
June.....	0 14 9	1.6700	108	106	1 0	1.6700	145	106	4 15 0	9.0000	84	131
July.....	0 15 9	1.6700	115	106	1 0 0	1.6700	138	106	6 10 0	7.2500	116	105
August.....	0 15 9	1.6700	115	106	1 0 0	1.6700	138	106	5 5 0	7.2500	93	105
September.....	0 15 0	1.6700	110	106	0 19 6	1.6700	135	106	5 12 6	7.2500	100	105
October.....	0 14 4.50	1.6700	105	106	0 19 0	1.6700	131	106	5 2 6	6.2500	91	91
November.....	0 14 0	1.6700	102	106	0 18 0	1.6700	125	106	(a)	7.5000	b 97	109
December.....	0 14 0	1.8950	102	120	0 18 6	1.8950	128	120	5 15 0	9.0000	102	131
1917—Year.....	0 14 8.25	2.0942	107	133	1 6 50	2.0942	149	133	5 12 4	9.3958	100	137
Quarters—												
First.....	0 14 6	1.9867	106	126	0 18 0	1.9867	125	126	5 3 4	9.0833	92	132
Second.....	0 14 9	2.1500	108	136	1 0 4	2.1500	141	136	4 14 2	9.0833	84	132
Third.....	0 14 9	2.1200	108	134	1 3 2	2.1200	160	134	6 5 10	9.5833	112	139
Fourth.....	0 14 9	2.1200	108	134	1 4 8	2.1200	171	134	6 6 0	9.8333	112	143
Months—												
January.....	0 14 0	1.9200	102	122	0 18 0	1.9200	125	122	5 0 0	7.7500	89	113
February.....	0 14 9	2.0200	108	128	0 18 0	2.0200	126	128	5 5 0	9.7500	93	142
March.....	0 14 9	2.0200	108	128	0 18 0	2.0200	125	128	5 5 0	9.7500	93	142
April.....	0 14 9	2.1500	108	136	0 18 0	2.1500	125	136	3 5 0	7.7500	58	113
May.....	0 14 9	2.1500	108	136	1 0	2.1500	145	136	5 12 6	9.2500	100	135
June.....	0 14 9	2.1500	108	136	1 2 0	2.1500	152	136	5 5 0	10.2500	93	149
July.....	0 14 9	2.1200	108	134	1 2 6	2.1200	156	134	6 5 0	11.2500	111	164
August.....	0 14 9	2.1200	108	134	1 3 0	2.1200	169	134	7 0 0	9.2500	124	135
September.....	0 14 9	2.1200	108	134	1 4 0	2.1200	166	134	5 12 6	8.2500	100	120
October.....	0 14 9	2.1200	108	134	1 4 0	2.1200	166	134	7 5 0	9.2500	129	135
November.....	0 14 9	2.1200	108	134	1 5 0	2.1200	173	134	6 13 0	9.5000	118	138
December.....	0 14 9	2.1200	108	134	1 5 0	2.1200	173	134	5 0 0	10.7500	89	156
1918—Year.....		2.6465		167		2.6465		167				
Quarters—												
First.....	0 14 6	2.1475	106	136	1 6 0	2.1475	180	136	6 1 8	12.1731	108	177
Second.....	0 14 6	2.5077	106	159	1 7 0	2.5077	187	159	7 3 4	7.6731	127	112
Third.....		2.6923		170		2.6923		170				
Fourth.....		3.2000		203		3.2000		203				
Months—												
January.....	0 14 6	2.1425	106	136	1 6 0	2.1425	180	136	6 10 0	11.0000	116	160
February.....	0 14 6	2.1500	106	136	1 6 0	2.1500	180	136	6 2 6	13.6250	109	198
March.....	0 14 6	2.1500	106	136	1 6 0	2.1500	180	136	5 12 6	11.9500	100	174
April.....	0 14 6	2.3500	106	149	1 6 0	2.3500	180	149	7 0 0	7.2500	124	105
May.....	0 14 6	2.5660	106	162	1 10 0	2.5660	208	162	7 10 0	7.2500	133	105
June.....	0 14 6	2.5925	106	164	1 5 0	2.5925	173	164	7 0 0	8.6250	124	125
July.....	0 14 6	2.6000		165	1 8 0	2.6000	194	165	7 10 0	7.0000	133	102
August.....		2.6000		165		2.6000		165		9.8500		143
September.....		2.9000		184		2.9000		184				
October.....		3.2000		203		3.2000		203				
November.....		3.2000		203		3.2000		203				
December.....		3.2000		203		3.2000		203				

a No quotation.

b Interpolated.

## WHOLESALE PRICES IN AUSTRALIA AND THE UNITED STATES, BY MONTHS, QUARTERS, AND YEARS, 1913-1918—Continued.

Market..... Unit..... Base price...	Cheese.				Coffee.				Copper, sheet.			
	Actual price.		Relative price.		Actual price.		Relative price.		Actual price.		Relative price.	
	Australia.	U. S.	Australia.	U. S.	Australia.	U. S.	Australia.	U. S.	Australia.	U. S.	Australia.	U. S.
	Brisbane Pound.	Chi- cago. Pound.	Aus- tra- lia.	U. S.	Mel- bourne. Pound.	New York. Pound.	Aus- tra- lia.	U. S.	Sydney. Pound.	New York. Pound.	Aus- tra- lia.	U. S.
£ s. d.	Dolls.			£ s. d.	Dolls.			£ s. d.	Dolls.			
1913—Year	0 0 6.92	0.1466			0 1 1.50	0.2190			0 0 11.52	0.2035		
Quarters—												
First.....	0 0 6.38	.1550	91	97	0 1 1.50	.2063	100	96	0 0 11.50	.2200	100	108
Second.....	0 0 5.50	.1327	79	91	0 1 1.50	.2017	100	92	0 0 11.50	.2100	100	103
Third.....	0 0 7.01	.1351	101	92	0 1 1.50	.2175	100	99	0 0 11.50	.2033	100	100
Fourth.....	0 0 6.50	.1440	94	98	0 1 1.50	.2187	100	100	0 0 11.50	.2142	100	105
Months—												
January.....	0 0 6.63	.1575	96	107	0 1 1.50	.2075	100	95	0 0 11.50	.2300	100	113
February.....	0 0 6.50	.1625	94	111	0 1 1.50	.2068	100	94	0 0 11.50	.2200	100	108
March.....	0 0 6	.1450	86	99	0 1 1.50	.2050	100	94	0 0 11.50	.2100	100	103
April.....	0 0 4	.1306	58	89	0 1 1.50	.1990	100	91	0 0 11.50	.2100	100	103
May.....	0 0 4.25	.1281	61	87	0 1 1.50	.1950	100	89	0 0 11.50	.2100	100	103
June.....	0 0 8.25	.1395	119	95	0 1 1.50	.2119	100	97	0 0 11.50	.2100	100	103
July.....	0 0 7.38	.1325	107	90	0 1 1.50	.2175	100	99	0 0 11.50	.2000	100	98
August.....	(a)	.1322	b 101	90	0 1 1.50	.2175	100	99	0 0 11.50	.2000	100	98
September.....	0 0 6.63	.1405	96	96	0 1 1.50	.2175	100	99	0 0 11.50	.2100	100	103
October.....	0 0 6.50	.1463	94	100	0 1 1.50	.2175	100	99	0 0 11.50	.2200	100	108
November.....	0 0 6.50	.1406	94	96	0 1 1.50	.2181	100	100	0 0 11.50	.2200	100	108
December.....	0 0 6.50	.1450	94	99	0 1 1.50	.2200	100	100	0 0 11.50	.2025	100	100
1914—Year	0 0 7.17	.1438	104	98	0 1 1.50	.2249	100	103	0 0 11.77	.1879	102	92
Quarters—												
First.....	0 0 6.33	.1629	91	111	0 1 1.50	.2200	100	100	0 0 11.50	.2008	100	99
Second.....	0 0 7.88	.1446	114	99	0 1 1.50	.2200	100	100	0 0 11.58	.1958	101	96
Third.....	0 0 7.88	.1358	114	93	0 1 1.50	.2281	100	104	0 0 11.67	.1833	101	90
Fourth.....	0 0 6.59	.1326	95	90	0 1 1.50	.2315	100	106	0 1 0.33	.1717	107	84
Months—												
January.....	0 0 6.50	.1638	94	112	0 1 1.50	.2200	100	100	0 0 11.50	.2025	100	100
February.....	0 0 6.25	.1644	90	112	0 1 1.50	.2200	100	100	0 0 11.50	.2000	100	98
March.....	0 0 6.25	.1605	90	109	0 1 1.50	.2200	100	100	0 0 11.50	.2000	100	98
April.....	0 0 7.25	.1325	105	104	0 1 1.50	.2200	100	100	0 0 11.50	.1975	100	97
May.....	0 0 7.63	.1438	110	98	0 1 1.50	.2200	100	100	0 0 11.50	.1975	100	97
June.....	0 0 8.75	.1375	126	94	0 1 1.50	.2200	100	100	0 0 11.75	.1925	102	95
July.....	0 0 8.38	.1338	121	91	0 1 1.50	.2200	100	100	0 0 11.75	.1900	102	93
August.....	0 0 7.50	.1405	108	96	0 1 1.50	.2275	100	104	0 0 11.75	.1850	102	91
September.....	0 0 7.75	.1331	112	91	0 1 1.50	.2350	100	107	0 0 11.50	.1750	100	86
October.....	0 0 6.88	.1288	99	88	0 1 1.50	.2350	100	107	0 1 0	.1700	104	84
November.....	0 0 6.88	.1315	99	90	0 1 1.50	.2300	100	105	0 1 0	.1650	104	81
December.....	0 0 6	.1375	87	94	0 1 1.50	.2300	100	105	0 1 1	.1800	113	88
1915—Year	0 0 10.30	.1423	149	97	0 1 1.50	.2201	100	101	0 1 1.58	.2246	118	110
Quarters—												
First.....	0 0 7.88	.1461	114	100	0 1 1.50	.2231	100	102	0 1 0	.1917	113	94
Second.....	0 0 10.96	.1420	159	97	0 1 1.50	.2177	100	99	0 1 1.33	.2300	116	113
Third.....	0 0 11.29	.1337	163	91	0 1 1.50	.2150	100	98	0 1 2	.2400	122	118
Fourth.....	0 0 11.08	.1489	160	102	0 1 1.50	.2246	100	103	0 1 2	.2367	122	116
Months—												
January.....	0 0 6.50	.1422	94	97	0 1 1.50	.2300	100	105	0 1 1	.1850	113	91
February.....	0 0 7.63	.1504	110	103	0 1 1.50	.2200	100	100	0 1 1	.1950	113	96
March.....	0 0 9.50	.1458	137	99	0 1 1.50	.2200	100	100	0 1 1	.1950	113	96
April.....	0 0 8.88	.1417	128	97	0 1 1.50	.2200	100	100	0 1 1	.2100	113	103
May.....	0 1 0	.1468	173	100	0 1 1.50	.2188	100	100	0 1 1	.2400	113	118
June.....	0 1 0	.1375	173	94	0 1 1.50	.2150	100	98	0 1 2	.2400	122	118
July.....	0 1 0.38	.1416	179	97	0 1 1.50	.2150	100	98	0 1 2	.2500	122	123
August.....	0 0 11.25	.1270	163	87	0 1 1.50	.2150	100	98	0 1 2	.2400	122	118
September.....	0 0 10.25	.1319	148	90	0 1 1.50	.2150	100	98	0 1 2	.2300	122	113
October.....	0 0 11	.1360	159	93	0 1 1.50	.2181	100	100	0 1 2	.2300	122	113
November.....	0 0 11	.1463	159	100	0 1 1.50	.2275	100	104	0 1 2	.2300	122	113
December.....	0 0 11.25	.1644	163	112	0 1 1.50	.2275	100	104	0 1 2	.2500	122	123

a No quotation.

b Interpolated.



## WHOLESALE PRICES IN AUSTRALIA AND THE UNITED STATES, BY MONTHS, QUARTERS, AND YEARS, 1913-1918—Continued.

Market.....	Cheese.				Coffee.				Copper, sheet.			
	Actual price.		Relative price.		Actual price.		Relative price.		Actual price.		Relative price.	
	Australia.	U. S.	Australia.	U. S.	Australia.	U. S.	Australia.	U. S.	Australia.	U. S.	Australia.	U. S.
Unit.....	Brisbane Pound.	Chicago Pound.			Melbourne Pound.	New York Pound.			Sydney.. Pound.	New York Pound.		
Base price....	£ s. d.	Dolls.			£ s. d.	Dolls.			£ s. d.	Dolls.		
016—Year.....	0 0 6.92	0.1466			0 1 1.50	0.2190			0 0 11.52	0.2035		
Quarters—												
First.....	0 0 9.58	.1744	138	119	0 1 1.50	.2515	100	115	0 1 10	.3592	191	177
Second.....	0 0 10.50	.1707	152	116	0 1 1.50	.2336	100	107	0 1 4	.3167	139	156
Third.....	0 0 9.42	.1541	136	105	0 1 1.50	.2613	100	119	0 2 0	.3617	208	178
Fourth.....	0 0 9.21	.1592	133	109	0 1 1.50	.2562	100	117	0 2 0	.3750	208	184
Months—												
January.....	0 0 9	.2175	130	148	0 1 1.50	.2550	100	116	0 2 0	.3833	208	188
February.....	0 0 11.25	.1708	163	117	0 1 1.50	.2275	100	104	0 1 2	.2900	122	143
March.....	0 0 10.13	.1750	146	119	0 1 1.50	.2285	100	104	0 1 4	.3200	139	157
April.....	0 0 10.13	.1663	146	113	0 1 1.50	.2460	100	112	0 1 6	.3400	156	167
May.....	0 0 9.63	.1625	139	111	0 1 1.50	.2588	100	118	0 2 0	.3450	208	170
June.....	0 0 9.63	.1550	139	106	0 1 1.50	.2625	100	120	0 2 0	.3650	208	179
July.....	0 0 9	.1447	130	99	0 1 1.50	.2625	100	120	0 2 0	.3750	208	184
August.....	0 0 9.75	.1448	141	99	0 1 1.50	.2588	100	118	0 2 0	.3750	208	184
September.....	0 0 9.75	.1516	141	103	0 1 1.50	.2550	100	116	0 2 0	.3750	208	184
October.....	0 0 8.13	.1813	117	124	0 1 1.50	.2550	100	116	0 2 0	.3750	208	184
November.....	0 0 9.75	.1891	141	129	0 1 1.50	.2550	100	116	0 2 0	.3750	208	184
December.....	0 0 9.75	.2334 <sup>a</sup>	b 130	159	0 1 1.50	.2550	100	116	0 2 0	.3750	208	184
017—Year.....	0 0 8.25	.2300	119	157	0 1 1.50	.2550	100	116	0 2 0	.4000	208	197
Quarters—												
First.....	0 0 9.42	.2269	136	155	0 1 1.50	.2538	100	116	0 2 5.83	.3908	259	192
Second.....	0 0 9	.2248	130	153	0 1 1.50	.2538	100	116	0 2 2	.4267	226	210
Third.....	0 0 9.33	.2311	135	158	0 1 1.50	.2546	100	116	0 2 6	.4200	260	206
Fourth.....	0 0 9.33	.2218	135	151	0 1 1.50	.2515	100	115	0 2 7.33	.3733	272	183
Months—												
January.....	0 0 10	.2302 <sup>a</sup>	145	157	0 1 1.50	.2550	100	116	0 2 8	.3433	278	169
February.....	0 0 8.25	.2183	119	149	0 1 1.50	.2550	100	116	0 2 0	.4200	208	206
March.....	0 0 9.25	.2150	134	147	0 1 1.50	.2550	100	116	0 2 0	.4200	208	206
April.....	0 0 9.50	.2393	137	163 <sup>(a)</sup>		.2513	b 100	115	0 2 6	.4400	260	216
May.....	0 0 9.50	.2310	137	158	0 1 1.50	.2500	100	114	0 2 6	.4400	260	216
June.....	0 0 9.25	.2385	134	163	0 1 1.50	.2540	100	116	0 2 6	.4200	260	206
July.....	0 0 9.25	.2238	134	153	0 1 1.50	.2600	100	119	0 2 6	.4000	260	197
August.....	0 0 9	.2110	130	144	0 1 1.50	.2600	100	119	0 2 6	.4000	260	197
September.....	0 0 9.50	.2185	137	149	0 1 1.50	.2450	100	112	0 2 8	.3600	278	177
October.....	0 0 9.50	.2388	137	163	0 1 1.50	.2475	100	113	0 2 8	.3600	278	177
November.....	0 0 9.75	.2373	141	162	0 1 1.50	.2550	100	116	0 2 8	.3500	278	172
December.....	0 0 9.75	.2288	141	156	0 1 1.50	.2550	100	116	0 2 8	.3500	278	172
018—Year.....	0 0 10.50	.2288	152	156	0 1 1.50	.2550	100	116	0 2 8	.3300	278	162
Quarters—												
First.....	0 0 9.42	.2659		181	0 1 1.50	.2571	100	117		.3381		166
Second.....	0 0 9	.2429	141	166	0 1 1.50	.2550	100	116	0 2 8	.3150	278	155
Third.....	0 0 9.33	.2152	135	147	0 1 1.50	.2550	100	116	0 2 8	.3183	278	156
Fourth.....	0 0 9.33	.2529		173	0 1 1.50	.2550	100	116		.3587		176
Months—												
January.....	0 0 10	.3403		232	0 1 1.50	.2655	100	121		.3600		177
February.....	0 0 9.75	.2341	141	160	0 1 1.50	.2550	100	116	0 2 8	.3150	278	155
March.....	0 0 9.75	.2575	141	176	0 1 1.50	.2530	100	116	0 2 8	.3150	278	155
April.....	0 0 9.75	.2383	141	163	0 1 1.50	.2550	100	116	0 2 8	.3150	278	155
May.....	0 0 10	.2125	145	145	0 1 1.50	.2550	100	116	0 2 8	.3150	278	155
June.....	0 0 9	.2128	130	145	0 1 1.50	.2550	100	116	0 2 8	.3150	278	155
July.....	0 0 9	.2197	130	150	0 1 1.50	.2550	100	116	0 2 8	.3250	278	160
August.....	0 0 9	.2294	130	156	0 1 1.50	.2550	100	116	0 2 8	.3568	278	175
September.....	0 0 9.75	.2460		168	0 1 1.50	.2550	100	116		.3600		177
October.....	0 0 9.75	.2785		190	0 1 1.50	.2550	100	116		.3600		177
November.....	0 0 9.75	.3385		231	0 1 1.50	.2600	100	119		.3600		177
December.....	0 0 9	.3325		227 <sup>(a)</sup>		.2650	b 100	121		.3600		177
019—Year.....	0 0 9	.3495		238	0 1 1.50	.2750	100	126		.3600		177

<sup>a</sup> No quotation.<sup>b</sup> Interpolated.

## WHOLESALE PRICES IN AUSTRALIA AND THE UNITED STATES, BY MONTHS, QUARTERS, AND YEARS, 1913-1918—Continued.

	Copper, sulphate of.				Cows, prime.				Dynamite.			
	Actual price.		Relative price.		Actual price.		Relative price.		Actual price.		Relative price.	
	Australia.	U. S.	Australia.	U. S.	Australia.	U. S.	Australia.	U. S.	Australia.	U. S.	Australia.	U. S.
<b>Market.....</b>	<b>Mel-</b>	<b>New</b>			<b>Sydney,</b>	<b>Chgo.</b>			<b>Sydney.</b>	<b>East-</b>		
<b>Unit.....</b>	<b>bourne.</b>	<b>York.</b>			<b>Head..</b>	<b>icago.</b>			<b>Case...</b>	<b>ern.</b>		
	<b>Ton....</b>	<b>Pound.</b>			<b>Head..</b>	<b>Cwt....</b>				<b>Pound.</b>		
<b>Base price...</b>	<b>£ s. d.</b>	<b>Dolls.</b>			<b>£ s. d.</b>	<b>Dolls.</b>			<b>£ s. d.</b>	<b>Dolls.</b>		
	27 7 6	0.0493			7 18 4	9.1022			2 3 0	0.1125		
<b>1913—Year.....</b>	27 12 6	.0521	101	106	7 2 1.01	8.9288	90	98	2 3 0	.1125	100	100
<b>Quarters—</b>												
<b>First.....</b>	26 0 0	.0542	95	110	7 0 0	8.9550	88	98	2 3 0	.1125	100	100
<b>Second.....</b>	29 8 8	.0525	107	106	7 0 10.01	8.7767	89	96	2 3 0	.1125	100	100
<b>Third.....</b>	27 10 0	.0517	100	105	7 12 6	8.9833	96	99	2 3 0	.1125	100	100
<b>Fourth.....</b>	27 13 4	.0500	101	101	6 15 0	9.0004	85	99	2 3 0	.1125	100	100
<b>Months—</b>												
<b>January.....</b>	26 0 0	.0550	95	112	7 10 0	9.0125	95	99	2 3 0	.1125	100	100
<b>February.....</b>	26 0 0	.0550	95	112	6 7 6	8.9125	81	98	2 3 0	.1125	100	100
<b>March.....</b>	26 0 0	.0525	95	106	7 2 6	8.9400	90	98	2 3 0	.1125	100	100
<b>April.....</b>	27 10 0	.0525	100	108	7 5 0	8.8938	92	98	2 3 0	.1125	100	100
<b>May.....</b>	30 5 0	.0525	111	106	7 2 6	8.6563	90	95	2 3 0	.1125	100	100
<b>June.....</b>	30 5 0	.0525	111	106	6 15 0	8.7800	85	96	2 3 0	.1125	100	100
<b>July.....</b>	27 10 0	.0525	100	106	7 5 0	8.9875	92	99	2 3 0	.1125	100	100
<b>August.....</b>	27 10 0	.0525	100	106	8 17 6	8.8875	112	98	2 3 0	.1125	100	100
<b>September.....</b>	27 10 0	.0500	100	101	6 15 0	9.0750	85	100	2 3 0	.1125	100	100
<b>October.....</b>	27 10 0	.0500	100	101	6 17 6	9.1250	87	100	2 3 0	.1125	100	100
<b>November.....</b>	27 15 0	.0500	101	101	6 12 6	8.9563	84	98	2 3 0	.1125	100	100
<b>December.....</b>	27 15 0	.0500	101	101	6 15 0	8.9200	85	98	2 3 0	.1125	100	100
<b>1914—Year.....</b>	28 5 10	.0463	103	94	8 15 7.51	9.6520	111	106	2 3 10	.1103	102	98
<b>Quarters—</b>												
<b>First.....</b>	27 10 0	.0480	100	97	7 17 6	9.2383	99	101	2 3 0	.1125	100	100
<b>Second.....</b>	26 16 8	.0475	98	96	9 8 4	9.1867	119	101	2 3 0	.1125	100	100
<b>Third.....</b>	28 13 4	.0455	105	92	8 12 6	10.0767	109	111	2 3 0	.1086	100	97
<b>Fourth.....</b>	30 3 4	.0440	110	89	9 4 2	10.1479	116	111	2 6 4	.1075	108	96
<b>Months—</b>												
<b>January.....</b>	27 15 0	.0480	101	97	8 0 0	9.2250	101	101	2 3 0	.1125	100	100
<b>February.....</b>	27 15 0	.0480	101	97	7 5 0	9.2250	92	101	2 3 0	.1125	100	100
<b>March.....</b>	27 0 0	.0480	99	97	8 7 6	9.2650	106	102	2 3 0	.1125	100	100
<b>April.....</b>	27 0 0	.0480	99	97	9 5 0	9.2750	117	102	2 3 0	.1125	100	100
<b>May.....</b>	26 15 0	.0480	98	97	9 5 0	9.1250	117	100	2 3 0	.1125	100	100
<b>June.....</b>	26 15 0	.0465	98	94	9 15 0	9.1600	123	101	2 3 0	.1125	100	100
<b>July.....</b>	26 15 0	.0465	98	94	8 10 0	9.6750	107	106	2 3 0	.1108	100	98
<b>August.....</b>	26 15 0	.0450	98	91	7 17 6	10.0300	99	110	2 3 0	.1075	100	96
<b>September.....</b>	32 10 0	.0450	119	91	9 10 0	10.5250	120	116	2 3 0	.1075	100	96
<b>October.....</b>	32 10 0	.0450	119	91	9 0 0	10.4500	114	115	2 3 0	.1075	100	96
<b>November.....</b>	29 0 0	.0435	106	88	8 17 6	10.2188	112	112	2 8 0	.1075	112	96
<b>December.....</b>	29 0 0	.0435	106	88	9 15 0	9.7750	123	107	2 8 0	.1075	112	96
<b>1915—Year.....</b>	33 11 8	.0643	123	130	13 11 8	9.3117	172	102	2 10 6	.1156	117	103
<b>Quarters—</b>												
<b>First.....</b>	29 13 4	.0478	108	97	10 11 8	8.8063	134	97	2 8 0	.1075	112	96
<b>Second.....</b>	33 0 0	.0658	121	133	11 10 0	8.7484	145	96	2 8 0	.1075	112	96
<b>Third.....</b>	33 0 0	.0725	121	147	16 3 4	9.8159	204	108	2 13 0	.1075	123	96
<b>Fourth.....</b>	38 13 4	.0708	141	144	16 1 8	9.7717	203	107	2 13 0	.1399	123	124
<b>Months—</b>												
<b>January.....</b>	29 0 0	.0435	106	88	11 10 0	9.1583	145	101	2 8 0	.1075	112	96
<b>February.....</b>	29 0 0	.0450	106	91	10 5 0	8.5938	129	94	2 8 0	.1075	112	96
<b>March.....</b>	31 0 0	.0550	113	112	10 0 0	8.6667	126	95	2 8 0	.1075	112	96
<b>April.....</b>	33 0 0	.0600	121	122	12 15 0	8.3313	161	92	2 8 0	.1075	112	96
<b>May.....</b>	33 0 0	.0675	121	137	10 0 0	8.6450	126	95	2 8 0	.1075	112	96
<b>June.....</b>	33 0 0	.0700	121	142	11 15 0	9.2688	148	102	2 8 0	.1075	112	96
<b>July.....</b>	33 0 0	.0725	121	147	14 0 0	9.9063	177	109	2 13 0	.1075	123	96
<b>August.....</b>	33 0 0	.0725	121	147	16 0 0	9.8100	202	108	2 13 0	.1075	123	96
<b>September.....</b>	33 0 0	.0725	121	147	18 0 0	9.7313	234	107	2 13 0	.1075	123	96
<b>October.....</b>	33 0 0	.0675	121	137	17 0 0	9.6875	215	106	2 13 0	.1158	123	103
<b>November.....</b>	39 10 0	.0650	144	132	18 15 0	9.9400	237	109	2 13 0	.1390	123	124
<b>December.....</b>	43 10 0	.0800	159	162	12 10 0	9.6875	158	106	2 13 0	.1650	123	147

## WHOLESALE PRICES IN AUSTRALIA AND THE UNITED STATES, BY MONTHS, QUARTERS, AND YEARS, 1913-1918—Continued.

Market..... Unit..... Baas price.....	Copper, sulphate of.				Cows, prime.				Dynamite.			
	Actual price.		Relative price.		Actual price.		Relative price.		Actual price.		Relative price.	
	Australia.	U. S.	Aus- tra- lia.	U. S.	Australia.	U. S.	Aus- tra- lia.	U. S.	Australia.	U. S.	Aus- tra- lia.	U. S.
	Mel- bourne. Ton	New York. Pound			Sydney. Head	Chi- cago. Cwt.			Sydney. Case	East- ern. Pound		
	£ s. d.	Dolls.			£ s. d.	Dolls.			£ s. d.	Dolls.		
1916—Year	27 7 6	0.493			7 18 4	9.1022			2 3 0	0.1125		
Quarters—												
First.....	47 16 8	.1817	175	369	16 1 8	9.4809	203	104	2 13 0	.1750	123	156
Second.....	70 13 4	.1608	258	326	14 18 4	10.2779	188	113	2 13 0	.1950	123	173
Third.....	80 13 4	.0833	235	169	14 12 6	10.7167	186	118	2 13 0	.1834	123	163
Fourth.....	75 3 4	.1083	275	220	15 8 4	11.3342	195	125	2 13 0	.1750	123	156
Months—												
January.....	43 10 0	.1450	159	294	16 10 0	9.4800	208	104	2 13 0	.1650	123	147
February.....	50 0 0	.2000	183	406	15 10 0	9.2813	196	102	2 13 0	.1650	123	147
March.....	50 0 0	.2000	183	406	16 5 0	9.6813	205	106	2 13 0	.1950	123	173
April.....	50 0 0	.1700	183	345	16 15 0	9.7375	212	107	2 13 0	.1950	123	173
May.....	75 0 0	.1675	274	340	15 5 0	10.0900	193	111	2 13 0	.1950	123	173
June.....	87 0 0	.1450	318	294	12 15 0	11.0063	161	121	2 13 0	.1950	123	173
July.....	87 0 0	.0900	318	183	14 10 0	10.7000	183	118	2 13 0	.1950	123	173
August.....	77 10 0	.0800	283	162	14 15 0	10.5750	186	116	2 13 0	.1803	123	160
September.....	77 10 0	.0800	283	162	(a)	10.8750	b 188	119	2 13 0	.1750	123	156
October.....	77 10 0	.0875	283	177	15 0 0	10.9650	189	120	2 13 0	.1750	123	156
November.....	77 10 0	.1000	283	203	14 15 0	11.5125	185	126	2 13 0	.1750	123	156
December.....	77 10 0	.1375	258	279	16 10 0	11.5250	208	127	2 13 0	.1750	123	156
1917—Year	75 15 10.92	.0979	277	199	17 16 8	13.8307	225	152	2 13 0	.2002	123	178
Quarters—												
First.....	75 0 0	.1125	274	228	15 18 4	11.9175	201	131	2 13 0	.1791	123	159
Second.....	74 15 0	.0942	273	191	16 3 4	13.1988	204	145	2 13 0	.1922	123	171
Third.....	75 13 4	.0933	276	189	19 3 4	14.7954	242	163	2 13 0	.2095	123	186
Fourth.....	77 10 0	.0917	283	186	20 1 8	15.4488	254	170	2 13 0	.2200	123	196
Months—												
January.....	75 0 0	.1300	274	264	15 15 0	11.4400	199	126	2 13 0	.1750	123	156
February.....	75 0 0	.1150	274	233	16 10 0	11.8625	208	130	2 13 0	.1797	123	160
March.....	(a)	.0925	b 274	188	15 0 0	12.4500	196	137	2 13 0	.1825	123	162
April.....	74 15 0	.0925	273	188	16 10 0	12.9900	208	143	2 13 0	.1825	123	162
May.....	74 15 0	.0950	273	193	15 10 0	13.2438	196	146	2 13 0	.1941	123	173
June.....	74 15 0	.0950	273	193	16 10 0	13.3625	208	147	2 13 0	.2000	123	178
July.....	74 15 0	.0950	273	193	18 0 0	13.5300	227	149	2 13 0	.2040	123	181
August.....	74 15 0	.0950	273	193	18 0 0	14.5188	227	160	2 13 0	.2100	123	187
September.....	77 10 0	.0900	283	183	21 10 0	16.3375	272	179	2 13 0	.2146	123	191
October.....	77 10 0	.0850	283	172	20 10 0	16.5150	259	181	2 13 0	.2200	123	196
November.....	77 10 0	.0950	283	193	18 15 0	15.6063	237	171	2 13 0	.2200	123	196
December.....	77 10 0	.0950	283	193	21 0 0	14.2250	265	156	2 13 0	.2200	123	196
1918—Year	70 19 1.08	.0928	259	188		17.3285		190		.2253		200
Quarters—												
First.....	73 13 4	.0908	269	184	17 0 0	13.7917	215	152	2 13 0	.2200	123	196
Second.....	70 13 4	.0941	258	191	18 0 0	17.0083	227	187	2 13 0	.2200	123	196
Third.....	69 10 0	.0913	254	185	16 0 0	18.6923	202	205		.2302		205
Fourth.....	69 10 0	.0950	254	193		19.5250		214		.2312		206
Months—												
January.....	77 10 0	.0900	283	183	22 10 0	13.7688	284	151	2 13 0	.2200	123	196
February.....	77 10 0	.0925	258	188	14 0 0	13.7188	177	151	2 13 0	.2200	123	196
March.....	73 0 0	.0900	267	183	14 10 0	13.8875	183	153	2 13 0	.2200	123	196
April.....	73 0 0	.0950	267	193	18 10 0	16.0900	234	177	2 13 0	.2200	123	196
May.....	69 10 0	.0950	254	193	18 10 0	17.4750	234	192	2 13 0	.2300	123	196
June.....	69 10 0	.0925	254	188	17 0 0	17.8063	215	196	2 13 0	.2200	123	196
July.....	69 10 0	.0888	254	180	18 10 0	18.1438	234	199	2 13 0	.2205	123	196
August.....	69 10 0	.0925	254	188	13 0 0	18.6000	164	204		.2350		209
September.....	69 10 0	.0925	254	188	16 10 0	19.2050	208	211		.2350		209
October.....	69 10 0	.0950	254	193	(a)	19.1750	b 205	211		.2350		209
November.....	(a)	.0950	b 254	193	16 0 0	19.4875	202	214		.2350		209
December.....	69 10 0	.0950	254	193		19.8350		218		.2236		199

a No quotation.

b Interpolated.

## WHOLESALE PRICES IN AUSTRALIA AND THE UNITED STATES, BY MONTHS, QUARTERS, AND YEARS, 1913-1918—Continued.

Market..... Unit..... Base price...	Eggs.				Flour, wheat.				Fowls.			
	Actual price.		Relative price.		Actual price.		Relative price.		Actual price.		Relative price.	
	Australia.	U. S.	Australia.	U. S.	Australia.	U. S.	Australia.	U. S.	Australia.	U. S.	Australia.	U. S.
	Brisbane	New York.			Brisbane	Minneapolis.			Brisbane	New York.		
	Dozen.....	Dozen.....			Ton.....	Barrel.....			Pair.....	Pound.....		
	£ s. d.	Dolls.			£ s. d.	Dolls.			£ s. d.	Dolls.		
	0 1 0.80	0.2687			9 0 0	4.5699			0 3 11.18	0.1649		
1913—Year.....	0 1 0.11	.2468	93	92	8 19 1.08	4.5837	100	100	0 3 8.86	.1665	95	101
Quarters—												
First.....	0 1 2.33	.2197	112	82	9 0 0	4.4584	100	98	0 3 5	.1575	87	96
Second.....	0 1 2.83	.1931	116	72	8 16 8	4.7096	98	103	0 3 4.50	.1777	86	108
Third.....	0 0 8.88	.2317	69	86	9 0 0	4.6833	100	102	0 3 10.50	.1727	99	105
Fourth.....	0 0 9.33	.3427	73	128	9 0 0	4.4746	100	98	0 4 4	.1581	110	96
Months—												
January.....	0 0 11.50	.2463	90	92	9 0 0	4.4813	100	98	0 4 3	.1506	108	91
February.....	0 1 4	.2225	125	83	9 0 0	4.5188	100	99	0 2 9	.1575	70	96
March.....	0 1 3.50	.1963	121	73	9 0 0	4.3750	100	96	0 3 3	.1630	83	99
April.....	0 1 3.50	.1863	105	69	8 10 0	4.6100	95	101	0 3 6	.1763	89	107
May.....	0 1 6	.2000	141	74	9 0 0	4.6563	100	102	0 2 10.50	.1800	73	109
June.....	0 1 1	.1913	102	71	9 0 0	4.8625	100	106	0 3 9	.1763	95	107
July.....	0 0 8.50	.1906	66	71	9 0 0	4.7700	100	104	0 3 9	.1800	95	109
August.....	(a)	.2310	b 69	86	(a)	4.7000	b 100	103	(a)	.1725	b 99	105
September.....	0 0 9.25	.2738	72	102	9 0 0	4.5800	100	100	0 4 0	.1656	102	100
October.....	0 0 9	.2900	70	108	9 0 0	4.4563	100	98	0 4 9	.1656	121	100
November.....	0 0 8.50	.3800	66	141	9 0 0	4.4875	100	98	0 3 10.50	.1560	99	95
December.....	0 0 10.50	.3488	82	130	9 0 0	4.4800	100	98	0 4 4.50	.1531	111	93
1914—Year.....	0 1 0.75	.2660	100	99	9 2 8.74	5.0962	102	112	0 4 2.25	.1616	107	98
Quarters—												
First.....	0 1 1	.2974	102	111	9 0 0	4.5708	100	100	0 4 0	.1623	102	98
Second.....	0 1 6.67	.2031	146	76	9 0 0	4.5508	100	100	0 3 6	.1665	89	101
Third.....	0 0 9.92	.2371	77	88	9 3 4	5.3488	102	117	0 4 9	.1615	121	98
Fourth.....	0 0 9.42	.3263	74	121	9 10 0	5.8625	106	128	0 4 6	.1560	114	95
Months—												
January.....	0 0 10.50	.3330	82	124	9 0 0	4.5000	100	98	0 6 0	.1580	153	96
February.....	0 1 1.50	.2888	105	107	9 0 0	4.5875	100	100	0 3 0	.1656	76	100
March.....	0 1 3	.2616	117	97	9 0 0	4.6250	100	101	0 3 0	.1644	76	100
April.....	0 1 4.50	.1985	129	74	9 0 0	4.5500	100	100	0 3 7.50	.1719	92	104
May.....	0 1 5.50	.2038	137	76	9 0 0	4.6125	100	101	0 3 7.50	.1685	92	102
June.....	0 1 10	.2069	172	77	9 0 0	4.4900	100	98	0 3 3	.1588	83	96
July.....	0 0 11.50	.2125	90	79	9 0 0	4.5938	100	101	0 4 0	.1575	102	96
August.....	0 0 8.25	.2415	64	90	9 0 0	5.5125	100	121	0 4 3	.1595	108	97
September.....	0 0 10	.2563	78	95	9 10 0	5.9400	106	130	0 6 0	.1681	153	102
October.....	0 0 7.50	.2665	59	99	9 10 0	5.7563	106	126	0 4 9	.1670	121	101
November.....	0 0 8.50	.3500	66	130	9 10 0	5.8813	106	129	0 4 9	.1500	121	91
December.....	0 1 0.25	.3775	96	140	(a)	5.9500	b 106	130	0 4 0	.1481	102	90
1915—Year.....	0 1 4.35	.2597	128	97	16 0 6.67	6.0630	181	146	0 4 4	.1564	110	95
Quarters—												
First.....	0 1 1.50	.2806	105	104	14 10 0	7.3492	161	161	0 4 6	.1577	114	96
Second.....	0 1 11.83	.2027	186	75	10 10 0	7.3942	210	162	0 3 6	.1615	89	98
Third.....	0 1 1.42	.2208	105	82	18 0 0	6.2242	200	136	0 4 6	.1544	114	94
Fourth.....	0 1 2.67	.3293	115	123	13 12 6	5.7479	152	126	0 4 10	.1521	123	92
Months—												
January.....	0 1 0.25	.3655	96	136	13 0 0	6.8563	144	150	0 4 10.50	.1525	124	92
February.....	0 1 0.50	.2588	98	96	13 0 0	7.7063	144	169	0 4 4.50	.1619	111	98
March.....	0 1 3.75	.1963	123	73	17 10 0	7.4850	195	164	0 4 3	.1600	108	97
April.....	0 1 9	.2116	164	79	(a)	7.7063	b 202	169	0 4 0	.1606	102	97
May.....	0 2 0	.1993	187	74	(a)	7.8813	b 210	172	0 3 4.50	.1625	86	99
June.....	0 2 2.50	.1981	207	74	19 10 0	6.5950	217	144	0 3 1.50	.1613	80	98
July.....	0 1 4.50	.1955	129	73	16 10 0	7.0313	184	154	0 3 7.50	.1560	92	95
August.....	0 1 0	.2163	94	80	20 5 0	6.3100	225	138	0 4 6	.1531	114	93
September.....	0 0 11.75	.2569	92	96	17 5 0	5.3313	192	117	0 5 4.50	.1538	137	93
October.....	0 1 0.50	.2980	98	111	14 15 0	5.5188	164	121	0 5 0	.1580	127	96
November.....	0 1 1	.3575	102	133	(a)	5.5000	b 152	120	0 5 9	.1475	146	89
December.....	0 1 6.50	.3380	145	126	12 10 0	6.2250	139	136	0 3 9	.1500	95	91

a No quotation.

b Interpolated.

## WHOLESALE PRICES IN AUSTRALIA AND THE UNITED STATES, BY MONTHS, QUARTERS, AND YEARS, 1913-1918—Continued.

	Eggs.				Flour, wheat.				Fowls.			
	Actual price.		Relative price.		Actual price.		Relative price.		Actual price.		Relative price.	
	Australia.	U. S.	Australia.	U. S.	Australia.	U. S.	Australia.	U. S.	Australia.	U. S.	Australia.	U. S.
Market ..	Brisbane	New York			Brisbane	Minneapolis.			Brisbane	New York.		
Unit .....	Dozen...	Dozen.			Ton.....	Barrel.			Pair....	Pound.		
Base price.	£ s. d.	Dolls.			£ s. d.	Dolls.			£ s. d.	Dolls.		
1916—Year ..	0 1 5.07	.2945	128	110	12 3 8	7.2639	136	159	0 6 1.55	.1888	156	114
Quarters—												
First .....	0 1 7.58	.2602	153	97	11 8 0	6.3217	131	138	0 5 0.50	.1671	128	101
Second .....	0 1 11.83	.2213	186	82	12 5 0	6.0571	136	133	0 6 4.67	.1963	163	119
Third .....	0 1 1.17	.2871	103	107	12 5 0	7.3767	136	161	0 6 8	.1987	170	120
Fourth .....	0 0 9	.4073	70	152	12 7 6	9.2621	138	203	0 6 6.75	.1906	167	116
Months—												
January .....	0 1 4	.3094	125	115	(a)	6.6438	<i>b 155</i>	145	0 5 0	.1619	127	98
February .....	0 1 6	.2569	141	96	(a)	6.4400	<i>b 131</i>	141	0 4 7.50	.1688	118	102
March .....	0 2 0.75	.2144	193	80	11 8 0	5.8813	127	129	0 5 6	.1706	140	103
April .....	0 1 8	.2145	156	80	12 5 0	6.2188	136	136	0 6 9	.1860	172	113
May .....	0 2 4.50	.2244	223	84	12 5 0	6.1900	136	135	0 6 2	.2000	157	121
June .....	0 1 11	.2266	180	84	12 5 0	5.7625	136	126	0 6 3	.2056	159	125
July .....	0 1 7	.2510	148	93	12 5 0	6.1000	136	133	0 6 6	.1933	165	121
August .....	0 0 9.50	.2825	7.4	105	12 5 0	7.6050	136	166	0 6 6	.1969	165	119
September .....	0 0 11	.3270	86	122	12 5 0	8.4250	136	184	0 7 0	.1995	178	121
October .....	0 0 9	.3425	70	127	12 5 0	9.2800	136	203	0 6 3	.2019	159	122
November .....	(a)	.4063	<i>b 70</i>	151	(a)	9.8250	<i>b 158</i>	215	(a)	.1869	<i>b 167</i>	113
December .....	0 0 9	.4600	70	171	12 10 0	8.6813	139	190	0 6 10.50	.1845	175	112
1917—Year ..	0 1 2.96	.4015	117	149	12 0 0	11.3909	133	249	0 4 8.25	.2201	119	133
Quarters—												
First .....	0 1 4.33	.3981	128	148	12 0 0	9.2981	133	203	0 4 0	.2042	102	124
Second .....	0 1 9.83	.3410	171	127	12 0 0	13.5731	133	297	0 4 3.17	.2269	108	138
Third .....	0 1 0.83	.3781	100	141	12 0 0	12.3904	133	271	0 5 1	.2217	129	134
Fourth .....	0 0 8.83	.4888	69	182	12 0 0	10.3404	133	226	0 5 4.83	.2275	137	138
Months—												
January .....	0 1 0.50	.4638	98	173	12 0 0	9.2150	133	202	0 5 0	.1931	127	117
February .....	0 1 6.50	.4456	145	166	12 0 0	9.0688	133	198	0 3 1.50	.2088	80	127
March .....	0 1 6	.3075	141	114	12 0 0	9.6313	133	211	0 3 10.50	.2095	99	127
April .....	0 1 8.50	.3369	160	125	12 0 0	11.6188	133	254	0 5 3.50	.2344	135	142
May .....	0 1 11.50	.3550	184	132	12 0 0	14.8800	133	326	0 3 9	.2275	95	138
June .....	0 1 9.50	.3330	168	124	12 0 0	13.8938	133	304	0 3 9	.2205	95	134
July .....	0 1 8	.3431	156	128	12 0 0	12.7500	133	279	0 4 6	.2000	114	121
August .....	0 0 8.50	.3788	66	141	12 0 0	13.0688	133	286	0 5 6	.2069	140	125
September .....	0 0 10	.4055	78	151	12 0 0	11.2625	133	246	0 5 3	.2510	134	152
October .....	0 0 8	.4088	63	152	12 0 0	10.6000	133	232	0 5 1.50	.2481	130	150
November .....	0 0 6.75	.4738	53	176	12 0 0	10.2250	133	224	0 5 3	.2088	134	127
December .....	0 0 11.75	.5650	92	210	12 0 0	10.1313	133	222	0 5 10	.2260	148	137
1918—Year ..		.4827		180		10.1407		222		.3178		193
Quarters—												
First .....	0 1 3.67	.5288	122	197	12 0 0	10.1538	133	222	0 4 8.83	.2759	120	167
Second .....	0 1 11.83	.3498	186	130	12 0 0	9.7942	133	214	0 5 10.17	.3365	149	204
Third .....		.4373		163		10.3922		228		.3290		200
Fourth .....		.6150		229		10.2100		223		.3179		193
Months—												
January .....	0 0 11.50	.6481	90	241	12 0 0	10.0850	133	221	0 4 6	.2594	114	157
February .....	0 1 6.50	.6038	145	225	12 0 0	10.3000	133	225	0 5 2.50	.2925	132	177
March .....	0 1 5	.3735	133	139	12 0 0	10.0938	133	221	0 4 6	(a)	114	<i>b 167</i>
April .....	0 1 11	.3463	180	129	12 0 0	9.9850	133	219	0 4 7.50	.3450	118	209
May .....	0 2 2	.3494	203	130	12 0 0	9.5250	133	208	0 5 1.50	.3450	130	209
June .....	0 1 10.50	.3530	176	131	12 0 0	9.8250	133	215	0 7 9.50	.3280	198	199
July .....	0 1 5.50	.4138	137	154	12 0 0	10.7120	133	234	0 6 3	.3338	159	205
August .....		.4290		160		10.2100		223		.3240		196
September .....		.4713		175		10.2100		223		.3306		200
October .....		.5281		197		10.2100		223		.3275		199
November .....		.6430		239		10.2100		223		.3275		199
December .....		.6669		248		10.2100		223		.2963		180

a No quotation.

b Interpolated.

## WHOLESALE PRICES IN AUSTRALIA AND THE UNITED STATES, BY MONTHS, QUARTERS, AND YEARS, 1913-1918—Continued.

	Hams.				Hay, lucerne.				Hides, butchers', heavy.			
	Actual price.		Relative price.		Actual price.		Relative price.		Actual price.		Relative price.	
	Australia.	U. S.	Australia.	U. S.	Australia.	U. S.	Australia.	U. S.	Australia.	U. S.	Australia.	U. S.
<b>Market</b> .....	<b>Brisbane</b>	<b>Chi-</b>			<b>Brisbane</b>	<b>Omaha</b>			<b>Sydney</b>	<b>Chi-</b>		
<b>Unit</b> .....	<b>Pound</b> ..	<b>cago.</b>			<b>Ton</b> .....	<b>Ton</b> .....			<b>Pound</b> ..	<b>cago.</b>		
		<b>Cwt.</b>								<b>Pound</b>		
<b>Base price</b> ..	<b>£ s. d.</b>	<b>Dolls.</b>			<b>£ s. d.</b>	<b>Dolls.</b>			<b>£ s. d.</b>	<b>Dolls.</b>		
	0 1 2.80	16.2353			4 2 6	12.7500			0 0 8.80	0.1863		
1913—Year	0 1 1.45	16.5931	91	102	4 5 2.74	12.9583	103	102	0 0 8.84	.1839	100	99
Quarters—												
First	0 1 0.67	15.8750	86	98	3 13 4	13.8333	89	109	0 0 9.04	.1825	103	98
Second	0 1 0.50	17.0096	84	105	4 8 4	13.0000	107	102	0 0 8.79	.1725	100	93
Third	0 1 1.25	17.5417	90	108	4 7 6	11.5000	106	90	0 0 8.79	.1863	100	100
Fourth	0 1 3.33	16.0192	104	99	4 12 6	13.5000	112	106	0 0 8.71	.1942	99	104
Months—												
January	0 1 1	14.9688	88	92	4 0 0	14.5000	97	114	0 0 8.63	.1875	98	101
February	0 1 1	16.0000	88	99	3 10 0	14.0000	85	110	0 0 9.50	.1825	108	98
March	0 1 0	16.5000	81	102	3 10 0	13.0000	85	102	0 0 9	.1775	102	95
April	0 1 0	16.5625	81	102	4 17 6	13.0000	118	102	0 0 8.88	.1713	101	92
May	0 1 0	16.9750	81	105	4 0 0	13.0000	97	102	0 0 8.75	.1675	99	90
June	0 1 1.50	17.5000	91	108	4 7 6	13.0000	106	102	0 0 8.75	.1788	99	96
July	0 1 1	18.0000	88	111	4 7 6	11.0000	106	86	0 0 8.75	.1775	99	95
August	(a)	17.7750	b 90	109	(a)	11.0000	b 108	86	0 0 8.75	.1875	99	101
September	0 1 1.50	16.9063	91	104	4 7 6	12.5000	106	98	0 0 8.88	.1938	101	104
October	0 1 3	16.4375	101	101	4 10 0	13.5000	109	106	0 0 8.88	.1988	101	107
November	0 1 3.50	16.1250	105	99	4 5 0	13.5000	103	106	0 0 8.75	.1975	99	106
December	0 1 3.50	15.4688	105	95	5 2 6	13.5000	124	106	0 0 8.50	.1863	97	100
1914—Year	0 1 2.56	16.6875	98	103	4 2 6	12.6250	103	99	0 0 8.36	.1977	95	106
Quarters—												
First	0 1 4.08	15.3846	109	95	4 2 6	12.8333	104	101	0 0 8.73	.1800	99	97
Second	0 1 2	16.0962	95	99	3 9 1.99	13.1667	84	103	0 0 8.96	.1846	102	99
Third	0 1 1.67	18.6058	92	115	4 2 6	12.0000	100	94	0 0 8.25	.2063	90	111
Fourth	0 1 2.50	16.6635	98	103	5 2-6	12.5000	122	98	0 0 7.46	.2200	85	118
Months—												
January	0 1 3.50	15.3000	105	94	(a)	13.5000	b 112	106	0 0 8.50	.1763	97	95
February	0 1 2	15.2500	95	94	4 2 6	13.0000	100	102	0 0 8.69	.1813	99	97
March	0 1 6.75	15.6250	127	96	4 2 6	12.0000	100	94	0 0 9	.1825	102	98
April	0 1 2	15.7500	95	97	2 17 6	12.5000	70	98	0 0 9.13	.1813	104	97
May	0 1 2	15.9000	95	98	4 2 6	13.5000	100	106	0 0 9	.1825	102	98
June	0 1 2	16.6875	95	103	3 7 6	13.5000	82	106	0 0 8.75	.1900	99	102
July	0 1 2	17.6875	96	109	4 2 6	13.5000	100	106	0 0 8.50	.1988	97	107
August	0 1 1.50	19.0250	91	117	5 0 0	11.0000	121	86	0 0 8	.2050	91	110
September	0 1 1.50	19.0000	91	117	3 5 0	11.5000	79	90	(a)	.2150	b 83	115
October	0 1 2	17.0500	95	105	(a)	12.5000	b 118	98	0 0 6.56	.2125	75	114
November	0 1 3	16.5938	101	102	6 10 0	12.5000	158	98	0 0 7.38	.2175	84	117
December	0 1 2.50	16.2500	98	100	3 15 0	12.5000	91	98	0 0 8.44	.2300	96	123
1915—Year	0 1 2.08	15.3149	95	94	8 1 5.50	12.2917	196	96	0 0 9.24	.2419	105	130
Quarters—												
First	0 1 2.67	14.9231	99	92	5 3 4	13.1667	125	103	0 0 9.04	.2283	103	123
Second	0 1 1.17	15.1731	89	93	7 12 6	13.0000	185	102	0 0 8.71	.2142	99	115
Third	0 1 1.08	15.1827	88	94	10 10 0	12.0000	255	94	0 0 9.44	.2658	107	143
Fourth	0 1 3.42	15.9808	104	98	9 0 0	11.0000	218	86	0 0 9.75	.2592	111	138
Months—												
January	0 1 2.75	15.3500	100	95	5 0 0	13.0000	121	102	0 0 8.75	.2300	99	123
February	0 1 2.75	15.1250	100	93	5 0 0	13.0000	121	102	0 0 8.56	.2325	109	125
March	0 1 2.50	14.1875	98	87	5 10 0	13.5000	133	106	0 0 8.81	.2225	100	119
April	0 1 2	14.3750	95	89	7 5 0	14.0000	176	110	0 0 9.13	.1925	104	103
May	0 1 1	15.1500	88	93	6 12 6	12.5000	161	98	0 0 8.13	.2100	92	113
June	0 1 0.50	16.0000	84	99	9 0 0	12.5000	218	98	0 0 8.88	.2400	101	129
July	0 1 1	16.0500	88	99	13 0 0	12.5000	315	98	0 0 9.94	.2575	113	138
August	0 1 0.75	14.8125	86	91	6 10 0	12.5000	158	98	0 0 9	.2775	102	149
September	0 1 1.50	14.4688	91	89	12 0 0	11.0000	291	86	0 0 9.38	.2625	107	141
October	0 1 3	16.1000	101	99	6 10 0	11.0000	158	86	0 0 9.63	.2675	109	144
November	0 1 3.50	16.2500	105	100	8 10 0	11.0000	206	86	0 0 9.63	.2613	109	140
December	0 1 3.75	15.5625	106	96	12 0 0	11.0000	291	86	0 0 10	.2488	114	134

a No quotation.

b Interpolated.

WHOLESALE PRICES IN AUSTRALIA AND THE UNITED STATES, BY MONTHS, QUARTERS, AND YEARS, 1913-1918-Continued.

	Hams.				Hay, lucerne.				Hides, butchers' heavy.			
	Actual price.		Relative price.		Actual price.		Relative price.		Actual price.		Relative price.	
	Australia.	U. S.	Australia.	U. S.	Australia.	U. S.	Australia.	U. S.	Australia.	U. S.	Australia.	U. S.
<b>Market</b> .....	<b>Brisbane</b>	<b>Chi-</b>			<b>Brisbane</b>	<b>Omaha</b>			<b>Sydney.</b>	<b>Chi-</b>		
<b>Unit</b> .....	<b>Pound.</b>	<b>cago.</b>			<b>Ton.</b>	<b>Ton.</b>			<b>Pound.</b>	<b>cago.</b>		
		<b>Cwt.</b>								<b>Pound.</b>		
<b>Base price</b> .....	<b>£ s. d.</b>	<b>Dolls.</b>			<b>£ s. d.</b>	<b>Dolls.</b>			<b>£ s. d.</b>	<b>Dolls.</b>		
	0 1 2. 80	16. 2353			4 2 6	12. 7500			0 0 8. 80	0. 1863		
1916-Year.....	0 1 3. 57	18. 5721	105	114	5 11 9. 82	12. 3542	129	97	0 1 0. 11	. 2603	138	140
Quarters—												
First.....	0 1 4. 25	16. 8958	110	104	7 6 8	12. 5000	178	98	0 0 11. 17	. 2288	127	123
Second.....	0 1 3	18. 4231	101	113	6 3 4	11. 8333	149	93	0 1 1. 50	. 2442	153	131
Third.....	0 1 3. 50	19. 0000	105	117	5 10	10. 8333	128	85	0 0 11. 88	. 2650	135	142
Fourth.....	0 1 3. 50	19. 8077	105	122	2 11 3	14. 2500	62	112	0 0 11. 83	. 3033	134	163
Months—												
January.....	0 1 3	16. 2500	101	100	9 17 6	12. 5000	239	98	0 0 11. 13	. 2250	126	121
February.....	0 1 4. 75	16. 7500	113	103	5 2 6	12. 5000	124	98	0 0 11. 25	. 2338	128	125
March.....	0 1 1. 50	17. 6875	115	109	7 0 0	12. 5000	170	98	0 0 11. 13	. 2275	128	122
April.....	0 1 1	18. 3500	88	113	6 10 0	11. 5000	158	90	0 1 2	. 2250	159	121
May.....	0 1 4. 50	18. 4375	111	114	5 10 0	12. 0000	133	94	0 1 1	. 2400	148	129
June.....	0 1 3. 50	18. 5000	105	114	6 10 0	12. 0000	158	94	0 1 1. 50	. 2675	153	144
July.....	0 1 3. 50	19. 0000	105	117	7 5 0	10. 0000	176	78	0 1 0	. 2675	136	144
August.....	0 1 3. 50	18. 9375	105	117	4 0 0	10. 0000	97	78	0 0 11. 75	. 2650	134	142
September.....	0 1 3. 50	19. 0500	105	117	4 12 6	12. 5000	112	98	(a)	. 2825	b 154	141
October.....	0 1 3. 50	19. 3750	105	119	2 7 6	12. 5000	58	98	0 0 11. 75	. 2700	134	145
November.....	(a)	20. 3125	b 105	125	(a)	14. 2500	b 62	112	0 0 11. 50	. 3050	131	164
December.....	0 1 3. 50	19. 7500	105	122	2 15 0	16. 0000	67	125	0 1 0. 25	. 3350	139	180
1917-Year.....	0 1 3. 58	25. 2861	105	156	3 2 7. 82	20. 4583	76	160	0 0 11. 51	. 3246	131	174
Quarters—												
First.....	0 1 3. 50	21. 3279	105	131	11 17 6	16. 3333	46	128	0 1 0. 13	. 3175	138	170
Second.....	0 1 3. 50	25. 7500	105	159	2 18 8	21. 1667	71	166	0 1 0. 07	. 3125	137	168
Third.....	0 1 3. 50	24. 9808	105	154	4 12 6	18. 5000	112	145	0 0 11. 13	. 3217	126	173
Fourth.....	0 1 3. 83	29. 0865	107	179	3 1 11. 33	25. 8333	75	203	0 0 11	. 3467	125	188
Months—												
January.....	0 1 3. 50	19. 5000	105	120	1 10 0	15. 5000	36	122	0 1 0. 25	. 3325	139	178
February.....	0 1 3. 50	21. 1250	105	130	2 5 0	16. 0000	55	125	(a)	. 3150	b 158	169
March.....	0 1 3. 50	22. 9500	105	141	1 17 6	17. 5000	46	137	0 1 0	. 3050	136	164
April.....	0 1 3. 50	24. 8750	105	153	2 10 0	18. 5000	61	145	(a)	. 2950	b 140	158
May.....	0 1 3. 50	26. 7500	105	165	3 8 0	21. 5000	80	169	0 1 0. 63	. 3150	144	189
June.....	0 1 3. 50	25. 6500	105	158	3 0 0	23. 5000	73	184	0 0 11. 50	. 3275	131	176
July.....	0 1 3. 50	23. 7500	105	146	4 15 0	16. 5000	115	129	0 0 11. 25	. 3150	128	169
August.....	0 1 3. 50	24. 1250	105	149	4 5 0	18. 5000	103	145	0 0 11	. 3200	125	172
September.....	0 1 3. 50	26. 6500	105	164	4 17 6	20. 5000	118	161	(a)	. 3300	b 185	177
October.....	0 1 3. 50	28. 6875	105	177	4 5 0	22. 5000	103	176	0 0 11	. 3400	125	183
November.....	0 1 3. 50	28. 2500	105	174	2 17 6	26. 0000	70	204	0 0 11	. 3500	125	188
December.....	0 1 4. 50	30. 0750	111	185	2 3 4	29. 0000	53	227	0 0 11	. 3500	125	188
1918-Year.....		31. 8642		196		25. 6042		201	0 0 11	. 3000		161
Quarters—												
First.....	0 1 6. 50	29. 8654	125	184	2 13 4	28. 3333	65	222	0 0 11	. 3017	125	162
Second.....	0 1 6. 50	30. 3173	125	187	4 16 10. 03	20. 6667	117	162	0 0 11	. 2950	125	158
Third.....		31. 8750		196		23. 7500		186	0 0 11	. 3100	125	166
Fourth.....		35. 3990		218		29. 6667		233		. 2933		157
Months—												
January.....	0 1 6. 50	29. 4375	125	181	2 10 0	29. 0000	61	227	0 0 11	. 3400	125	183
February.....	0 1 6. 50	29. 8438	125	184	2 10 0	28. 5000	61	224	0 0 11	. 3050	125	164
March.....	0 1 6. 50	30. 2250	125	186	3 0 0	27. 5000	73	216	0 0 11	. 2600	125	140
April.....	0 1 6. 50	30. 9375	125	191	4 17 6	21. 0000	118	165	0 0 11	. 2450	125	132
May.....	0 1 6. 50	30. 2500	125	186	5 3 0	20. 0000	124	157	0 0 11	. 3100	125	166
June.....	0 1 6. 50	29. 8750	125	184	4 10 0	21. 0000	109	165	0 0 11	. 3300	125	177
July.....	0 1 6. 50	30. 2813	125	187	5 7 6	19. 2500	130	151	0 0 11	. 3300	125	177
August.....		32. 3500		199		22. 5000		176	0 0 11	. 3000	125	161
September.....		32. 8750		203		29. 5000		231	0 0 11	. 3000	125	161
October.....		33. 7656		208		30. 0000		235	(a)	. 3000	b 126	161
November.....		35. 6250		219		29. 5000		231	0 0 11	. 2900	125	156
December.....		36. 7500		226		29. 5000		231		. 2900		156

a No quotation.

b Interpolated.

## WHOLESALE PRICES IN AUSTRALIA AND THE UNITED STATES, BY MONTHS, QUARTERS, AND YEARS, 1913-1918—Continued.

Market..... Unit..... Base price...	Hides, butchers', light.				Honey.				Iron, galvanized, corrugated.			
	Actual price.		Relative price.		Actual price.		Relative price.		Actual price.		Relative price.	
	Australia.	U. S.	Australia.	U. S.	Australia.	U. S.	Australia.	U. S.	Australia.	U. S.	Australia.	U. S.
	Sydney.	Chi- cago.			Brisbane	New York.			Mel- bourne.	Pitts- burgh.		
	Pound..	Pound.			Pound..	Pound.			Ton.....	Ton.....		
	£ s. d.	Dolls.			£ s. d.	Dolls.			£ s. d.	Dolls.		
	0 0 8.60	0.1830			0 0 2.52	0.1265			19 0 0	2.9550		
1913—Year.....	0 0 8.42	.1772	98	97	0 0 2.83	.1329	112	105	19 2 1.01	3.3200	101	112
Quarters—												
First.....	0 0 8.31	.1692	97	92	0 0 2.63	.1300	104	103	18 18 4	3.5400	100	120
Second.....	0 0 8.38	.1734	97	95	0 0 3.04	.1317	121	104	19 10 0	3.4500	103	117
Third.....	0 0 8.36	.1792	97	98	0 0 3.07	.1350	122	107	19 0 0	3.2833	100	111
Fourth.....	0 0 8.65	.1871	100	102	0 0 2.67	.1350	106	107	19 0 0	3.0067	100	102
Months—												
January.....	0 0 7.81	.1700	91	93	0 0 2.25	.1300	89	103	19 0 0	3.5200	100	119
February.....	0 0 8.81	.1688	102	92	0 0 2.28	.1300	114	103	18 15 0	3.5500	99	120
March.....	0 0 8.31	.1688	97	92	0 0 2.75	.1300	109	103	19 0 0	3.5500	100	120
April.....	0 0 8.25	.1713	96	94	0 0 2.75	.1300	109	103	19 10 0	3.5000	103	118
May.....	0 0 8.69	.1738	101	95	0 0 2.75	(a)	109	b103	19 10 0	3.4500	103	117
June.....	0 0 8.19	.1750	95	96	0 0 3.63	(a)	144	b107	19 10 0	3.4000	103	115
July.....	0 0 8.13	.1750	95	96	0 0 3	(a)	119	b107	19 0 0	3.3500	100	113
August.....	0 0 8.25	.1800	96	98	(a)	.1350	b121	107	19 0 0	3.3000	100	112
September.....	0 0 8.69	.1825	101	100	0 0 3.13	.1350	124	107	19 0 0	3.2000	100	108
October.....	0 0 8.75	.1850	102	101	0 0 2.88	.1350	114	107	19 0 0	3.1000	100	105
November.....	0 0 8.75	.1875	102	102	0 0 2.63	.1350	104	107	19 0 0	3.0000	100	102
December.....	0 0 8.44	.1888	98	103	0 0 2.50	.1350	99	107	19 0 0	2.9200	100	99
1914—Year.....	0 0 8.33	.1870	97	102	0 0 2.42	.1211	96	96	19 9 0	2.9200	102	99
Quarters—												
First.....	0 0 8.73	.1800	102	98	0 0 2.13	.1210	85	96	19 0 0	2.9700	100	101
Second.....	0 0 8.67	.1858	101	102	0 0 2.42	(a)	96	b91	19 0 0	2.5600	100	87
Third.....	0 0 8.13	.1908	92	104	0 0 2.63	.1233	104	97	20 0 0	2.9133	105	99
Fourth.....	0 0 7.73	.1913	90	105	0 0 2.50	.1250	99	99	20 10 0	2.9300	108	99
Months—												
January.....	0 0 8.44	.1775	98	97	0 0 2.25	.1350	89	107	19 0 0	2.9100	100	98
February.....	0 0 8.81	.1800	102	98	0 0 2	.1200	79	95	19 0 0	3.0000	100	102
March.....	0 0 8.94	.1825	104	100	0 0 2.13	.1080	85	85	19 0 0	3.0000	100	102
April.....	0 0 8.81	.1850	102	101	0 0 2.50	(a)	99	b87	19 0 0	2.9400	100	99
May.....	0 0 8.63	.1875	100	102	0 0 2.50	(a)	99	b91	19 0 0	2.8400	100	96
June.....	0 0 8.56	.1850	100	101	0 0 2.25	(a)	89	b96	19 0 0	2.8000	100	95
July.....	0 0 8.31	.1875	97	102	0 0 2.50	(a)	99	b95	19 0 0	2.8000	100	95
August.....	0 0 7.94	.1900	92	104	0 0 2.63	(a)	104	b99	20 10 0	2.9200	108	99
September.....	(a)	.1950	b87	107	0 0 2.75	.1250	109	99	20 10 0	3.0200	108	102
October.....	0 0 7.06	.1925	82	105	0 0 2.50	.1250	99	99	20 10 0	3.0100	108	102
November.....	0 0 7.44	.1863	87	102	0 0 2.50	.1250	99	99	(a)	2.9300	(a)	99
December.....	0 0 8.69	.1950	101	107	0 0 2.50	.1250	99	99	(a)	2.8500	(a)	96
1915—Year.....	0 0 8.37	.2105	98	115	0 0 3.20	.1225	127	97	29 18 9	3.9000	158	132
Quarters—												
First.....	0 0 8.84	.2017	103	110	0 0 2.50	.1217	99	96	(a)	3.1467	(a)	106
Second.....	0 0 7.75	.1963	90	107	0 0 3.21	.1200	127	95	27 0 0	3.9833	142	135
Third.....	0 0 8.52	.2267	99	124	0 0 3.67	.1233	146	98	31 10 0	4.2933	166	145
Fourth.....	0 0 8.46	.2175	98	119	0 0 3.42	.1250	136	99	30 6 8	4.1800	160	141
Months—												
January.....	0 0 8.69	.2000	101	109	0 0 2.50	.1250	99	99	(a)	2.8500	(a)	96
February.....	0 0 9.38	.2000	109	109	0 0 2.50	.1200	99	95	(a)	3.1400	(a)	106
March.....	0 0 8.44	.2050	98	112	0 0 2.50	.1200	99	95	(a)	3.4500	(a)	117
April.....	0 0 7.88	.1888	92	103	0 0 3.13	.1200	124	95	(a)	3.4500	(a)	117
May.....	0 0 7.63	.1975	89	108	0 0 3.25	.1200	129	95	25 10 0	3.6500	134	124
June.....	0 0 7.75	.2025	90	111	0 0 3.25	.1200	129	95	28 10 0	4.8500	150	164
July.....	0 0 8.88	.2175	103	119	0 0 3.50	.1200	139	95	31 10 0	4.7000	166	159
August.....	0 0 8.25	.2325	96	127	0 0 3.75	(a)	149	b99	31 10 0	4.4500	166	151
September.....	0 0 8.44	.2300	98	126	0 0 3.75	.1250	149	99	31 10 0	3.7300	166	126
October.....	0 0 8.56	.2225	100	122	0 0 3.25	.1250	129	99	31 10 0	3.6200	166	123
November.....	0 0 8.50	.2150	99	117	0 0 3.75	.1250	149	99	29 15 0	4.1200	157	139
December.....	0 0 8.31	.2150	97	117	0 0 3.25	.1250	129	99	29 15 0	4.8000	157	162

a No quotation.

b Interpolated.



## WHOLESALE PRICES IN AUSTRALIA AND THE UNITED STATES, BY MONTHS, QUARTERS, AND YEARS, 1913-1918—Continued.

	Hides, butchers', light.				Honey.				Iron, galvanized, corrugated.			
	Actual price.		Relative price.		Actual price.		Relative price.		Actual price.		Relative price.	
	Australia.	U. S.	Australia.	U. S.	Australia.	U. S.	Australia.	U. S.	Australia.	U. S.	Australia.	U. S.
Market...	Sydney.	Chi-	.....	.....	Brisbane	New	.....	.....	Mel-	Plitts-	.....	.....
Unit.....	Pound..	cago.	.....	.....	Pound..	York.	.....	.....	bourne.	burgh.	.....	.....
		Pound.	.....	.....		Pound.	.....	.....	Ton..	Ton..	.....	.....
Base price.	£ s. d.	Dolls.	.....	.....	£ s. d.	Dolls.	.....	.....	£ s. d.	Dolls.	.....	.....
	0 0 8.60	0.1830	.....	.....	0 0 2.52	0.1265	.....	.....	19 0 0	2.9550	.....	.....
1916—Year	0 0 10.62	.2391	123	131	0 0 5.51	.1183	219	94	36 8 4	4.9000	192	166
Quarters—												
First.....	0 0 9.27	.2067	108	113	0 0 4.71	.1167	187	92	33 8 4	4.8767	176	165
Second.....	0 0 11.50	.2292	134	125	0 0 5.92	.1133	235	90	36 11 8	4.9833	193	169
Third.....	0 0 10.82	.2400	126	131	0 0 6	.1233	238	98	37 13 4	4.3167	198	146
Fourth.....	0 0 10.96	.2804	127	153	0 0 5.38	.1200	213	95	38 0 0	5.4200	200	183
Months—												
January.....	0 0 8.69	.1950	101	107	0 0 3.63	.1250	144	99	29 15 0	4.8000	157	162
February.....	0 0 10	.2125	116	116	0 0 5.75	.1150	228	91	34 15 0	4.8500	183	164
March.....	0 0 9.13	.2125	106	116	0 0 4.75	.1100	188	87	35 15 0	4.9800	188	169
April.....	0 1 0.25	.2175	142	119	0 0 4.50	.1100	179	87	35 15 0	5.0500	188	171
May.....	0 0 11	.2300	128	126	0 0 7.25	.1100	288	87	37 0 0	5.0500	195	171
June.....	0 0 11.25	.2400	131	131	0 0 6	.1200	238	95	37 0 0	4.8500	195	164
July.....	0 0 10.88	.2450	127	134	0 0 6	.1200	238	95	37 0 0	4.4500	195	151
August.....	0 0 10.75	.2400	125	131	0 0 6	.1300	238	103	38 0 0	4.2500	200	144
September.....	(a)	.2350	b166	128	0 0 6	.1200	238	95	38 0 0	4.2500	200	144
October.....	0 0 10.88	.2438	127	133	0 0 5.50	.1200	218	95	38 0 0	4.5500	200	154
November.....	0 0 10.75	.2775	125	152	(a)	.1200	b175	95	38 0 0	5.3900	200	182
December.....	0 0 11.25	.3200	131	175	0 0 5.25	.1200	208	95	38 0 0	6.3200	200	214
1917—Year	0 0 11.47	.2998	133	164	0 0 4.04	.1288	160	102	.....	8.2600	.....	280
Quarters—												
First.....	0 0 11.13	.3117	129	170	0 0 3.79	.1133	150	90	40 13 4	6.8000	214	230
Second.....	0 1 0.38	.3092	142	169	0 0 4.83	.1150	192	91	47 0 0	8.7500	247	296
Third.....	0 0 11.25	.2975	131	163	0 0 4	.1267	159	100	(a)	10.2500	(a)	347
Fourth.....	0 0 11.25	.2808	131	153	0 0 3.50	.1600	139	126	(a)	7.2233	(a)	244
Months—												
January.....	0 0 11.25	.3200	131	175	0 0 4.50	.1200	179	95	38 0 0	6.5500	200	222
February.....	(a)	.3100	b129	169	0 0 3	.1100	119	87	42 0 0	6.8000	221	230
March.....	0 0 11	.3050	128	167	0 0 3.88	.1100	154	87	42 0 0	7.0500	221	239
April.....	(a)	.2950	b138	161	0 0 4.50	.1100	179	87	42 0 0	7.4000	247	250
May.....	0 1 0.75	.3150	148	172	0 0 4.75	.1100	183	87	(a)	9.0500	(a)	306
June.....	0 1 0	.3175	140	173	0 0 5.25	.1250	208	99	(a)	9.8000	(a)	332
July.....	0 0 11.25	.3100	131	169	0 0 4.25	.1250	169	99	(a)	10.5500	(a)	357
August.....	0 0 11.25	.3125	131	171	(a)	(a)	b159	b99	(a)	10.4000	(a)	352
September.....	(a)	.2700	b157	148	0 0 3.75	(a)	149	b103	(a)	9.8000	(a)	332
October.....	0 0 11.25	.2700	131	148	0 0 5	(a)	198	b103	(a)	8.9500	(a)	303
November.....	0 0 11.25	.2875	131	157	0 0 2.75	.1700	109	134	(a)	6.4200	(a)	217
December.....	0 0 11.25	.2850	131	156	0 0 2.75	.1800	109	142	(a)	6.3000	(a)	213
1918—Year	.....	.2615	.....	143	.....	.2233	.....	177	.....	6.3000	.....	.....
Quarters—												
First.....	0 0 11.46	.2392	133	131	0 0 2.88	.1950	114	154	(a)	6.3000	(a)	213
Second.....	0 0 11.25	.2633	131	144	0 0 3.75	(a)	149	b163	(a)	6.3000	(a)	213
Third.....	0 0 11.25	.2800	131	153	.....	.2233	.....	177	(a)	6.3000	(a)	213
Fourth.....	.....	.2633	.....	144	.....	.2683	.....	212	(a)	6.3000	(a)	.....
Months—												
January.....	0 0 11.25	.2625	131	143	0 0 2.75	.1850	109	146	(a)	6.3000	(a)	213
February.....	0 0 11.25	.2300	131	126	0 0 2.75	.2000	109	158	(a)	6.3000	(a)	213
March.....	0 0 11.88	.2250	138	123	0 0 3.13	.2000	124	158	(a)	6.3000	(a)	213
April.....	0 0 11.25	.2250	131	123	0 0 3.75	(a)	149	b162	(a)	6.3000	(a)	213
May.....	0 0 11.25	.2650	131	145	0 0 3.75	(a)	149	b162	(a)	6.3000	(a)	213
June.....	0 0 11.25	.3000	131	164	0 0 3.75	(a)	149	b166	(a)	6.3000	(a)	213
July.....	0 0 11.25	.3000	131	164	0 0 4	(a)	159	b166	(a)	6.3000	(a)	213
August.....	0 0 11.25	.2700	131	148	.....	(a)	.....	b170	(a)	6.3000	(a)	213
September.....	0 0 11.25	.2700	131	148	.....	.2450	.....	194	(a)	6.3000	(a)	213
October.....	(a)	.2700	b131	148	.....	.2450	.....	194	(a)	6.3000	(a)	213
November.....	0 0 11.25	.2600	131	142	.....	.2800	.....	221	(a)	6.3000	(a)	213
December.....	.....	.2600	.....	142	.....	.2800	.....	221	(a)	6.3000	(a)	.....

a No quotation.

b Interpolated.

## WHOLESALE PRICES IN AUSTRALIA AND THE UNITED STATES, BY MONTHS, QUARTERS, AND YEARS, 1913-1918—Continued.

Market... Unit..... Baas price.	Iron, galvanized, plain.				Iron, pig.				Iron, sheet, black.			
	Actual price.		Relative price.		Actual price.		Relative price.		Actual price.		Relative price.	
	Australia.	U. S.	Australia.	U. S.	Australia.	U. S.	Australia.	U. S.	Australia.	U. S.	Australia.	U. S.
	Melbourne. Ton	Pittsburgh. Cwt.			Melbourne. Ton	Valley furnaces Ton			Melbourne. Ton	Pittsburgh. Cwt.		
	£ s. d.	Dolls.			£ s. d.	Dolls.			£ s. d.	Dolls.		
	21 0 0	2.9858			4 18 4	13.4567			11 10 0	1.9800		
1913—Year.....	21 0 0	3.2800	100	110	5 0 0	14.8700	102	110	11 10 0	2.2000	100	111
Quarters—												
First.....	21 0 0	3.4900	100	117	4 10 0	17.0733	92	127	11 10 0	2.3400	100	118
Second.....	21 0 0	3.4100	100	114	5 0 0	14.8567	102	110	11 10 0	2.3300	100	118
Third.....	21 0 0	3.2433	100	109	5 5 0	13.9400	107	104	11 10 0	2.1900	100	111
Fourth.....	21 0 0	2.9700	100	99	5 5 0	13.5933	107	101	11 10 0	1.9567	100	99
Months—												
January.....	21 0 0	3.4700	100	116	4 10 0	17.5000	92	130	11 10 0	2.3200	100	117
February.....	21 0 0	3.5000	100	117	4 10 0	17.1200	92	127	11 10 0	2.3500	100	119
March.....	21 0 0	3.5000	100	117	4 10 0	16.6000	92	123	11 10 0	2.3500	100	119
April.....	21 0 0	3.4500	100	116	4 10 0	15.6600	92	116	11 10 0	2.3500	100	119
May.....	21 0 0	3.4000	100	114	5 5 0	14.7300	107	109	11 10 0	2.3500	100	119
June.....	21 0 0	3.3800	100	113	5 5 0	14.1800	107	105	11 10 0	2.2900	100	116
July.....	21 0 0	3.3100	100	111	5 5 0	13.8800	107	103	11 10 0	2.2500	100	114
August.....	21 0 0	3.2500	100	109	5 5 0	13.9400	107	104	11 10 0	2.2000	100	111
September.....	21 0 0	3.1700	100	106	5 5 0	14.0000	107	104	11 10 0	2.1200	100	107
October.....	21 0 0	3.0800	100	103	5 5 0	13.8300	107	103	11 10 0	2.0400	100	103
November.....	21 0 0	2.9800	100	100	5 5 0	13.5700	107	101	11 10 0	1.9800	100	100
December.....	21 0 0	2.8500	100	95	5 5 0	13.3800	107	99	11 10 0	1.8500	100	93
1914—Year.....	21 5 6.67	2.8700	101	96	4 11 3	13.0200	93	97	12 0 0	1.8900	104	95
Quarters—												
First.....	21 0 0	2.9200	100	98	4 15 0	13.1533	97	98	11 10 0	1.9200	100	97
Second.....	21 0 0	2.8100	100	94	4 8 4	13.1400	90	98	11 10 0	1.8533	100	94
Third.....	21 0 0	2.8633	100	96	4 6 8	13.0000	88	97	12 0 0	1.8867	104	95
Fourth.....	22 5 0	2.8800	106	96	4 15 0	12.7967	97	95	13 0 0	1.8900	113	95
Months—												
January.....	21 0 0	2.8600	100	96	5 5 0	13.0000	107	97	11 10 0	1.8600	100	94
February.....	21 0 0	2.9500	100	99	4 10 0	13.2100	92	98	11 10 0	1.9500	100	98
March.....	21 0 0	2.9500	100	99	4 10 0	13.2500	92	98	11 10 0	1.9500	100	98
April.....	21 0 0	2.8900	100	97	4 10 0	13.2500	92	98	11 10 0	1.9000	100	93
May.....	21 0 0	2.7900	100	93	4 10 0	13.1700	92	98	11 10 0	1.8500	100	99
June.....	21 0 0	2.7500	100	92	4 5 0	13.0000	86	97	11 10 0	1.8100	100	91
July.....	21 0 0	2.7500	100	92	4 5 0	13.0000	86	97	11 10 0	1.8000	100	91
August.....	(a)	2.8700	(a)	96	4 5 0	13.0000	86	97	11 10 0	1.8800	100	95
September.....	(a)	2.9700	(a)	99	4 10 0	13.0000	92	97	13 0 0	1.9800	113	100
October.....	(a)	2.9600	(a)	99	4 15 0	12.8900	97	96	13 0 0	1.9600	113	99
November.....	22 5 0	2.8800	106	96	4 15 0	12.7500	97	95	13 0 0	1.8800	113	95
December.....	22 5 0	2.8000	106	94	4 15 0	12.7500	97	95	13 0 0	1.8300	113	92
1915—Year.....	28 3 9	3.8500	134	129	4 15 10	13.8100	97	103	15 5 10	1.9300	133	97
Quarters—												
First.....	21 18 4	3.0967	104	104	4 15 0	12.7500	97	95	13 6 8	1.8000	116	91
Second.....	25 10 0	3.9333	121	132	4 15 0	12.7333	97	95	13 10 0	1.7867	117	90
Third.....	33 0 0	4.2433	157	142	4 15 0	13.6433	97	101	16 0 0	1.8333	139	93
Fourth.....	32 6 8	4.1300	154	138	4 18 4	16.1267	100	120	18 6 8	2.2867	159	115
Months—												
January.....	22 5 0	2.8000	106	94	4 15 0	12.7500	97	95	13 0 0	1.8000	113	91
February.....	21 15 0	3.0900	104	103	4 15 0	12.7500	97	95	13 0 0	1.8000	117	91
March.....	21 15 0	3.4000	104	114	4 15 0	12.7500	97	95	13 0 0	1.8000	117	91
April.....	21 15 0	3.4000	104	114	4 15 0	12.7500	97	95	13 0 0	1.8000	117	91
May.....	26 15 0	3.6000	127	121	4 15 0	12.7500	97	95	13 0 0	1.8000	117	91
June.....	28 0 0	4.8000	133	161	4 15 0	12.7000	97	94	13 10 0	1.7600	117	89
July.....	33 0 0	4.6500	157	156	4 15 0	12.7200	97	95	16 0 0	1.7400	139	88
August.....	33 0 0	4.4000	157	147	4 15 0	13.7100	97	102	16 0 0	1.8500	139	93
September.....	33 0 0	3.6800	157	123	4 15 0	14.5000	97	108	16 0 0	1.9100	139	96
October.....	33 0 0	3.5700	157	120	4 15 0	14.5800	97	108	17 0 0	2.0300	148	103
November.....	33 0 0	4.0700	148	136	5 0 0	15.8200	102	118	18 10 0	2.8000	161	116
December.....	33 0 0	4.7500	157	159	5 0 0	17.9800	102	134	19 10 0	2.5300	170	128

a No quotation.

## WHOLESALE PRICES IN AUSTRALIA AND THE UNITED STATES BY MONTHS, QUARTERS, AND YEARS, 1913-1918—Continued.

Market... Unlt..... Base price.	Iron, galvanized, plain.				Iron, pig.				Iron, sheet, black.			
	Actual price.		Relative price.		Actual price.		Relative price.		Actual price.		Relative price.	
	Australia.	U. S.	Australia.	U. S.	Australia.	U. S.	Australia.	U. S.	Australia.	U. S.	Australia.	U. S.
	Melbourne.	Pitts-burgh.			Melbourne.	Valley furnaces.			Melbourne.	Pitts-burgh.		
	Ton.	Cwt.			Ton.	Ton.			Ton.	Cwt.		
	£ s. d.	Dolls.			£ s. d.	Dolls.			£ s. d.	Dolls.		
	21 0 0	2.9858			4 18 4	13.4567			11 10 0	1.9800		
1916—Year.....	38 19 82	4.8500	181	162	6 12 6	20.1600	135	150	29 19 2	3.0600	260	155
Quarters—												
First.....	38 10 0	4.8267	170	162	5 1 8	18.5000	103	137	24 10 0	2.6433	213	134
Second.....	37 13 4	4.9333	179	165	5 18 4	18.4433	120	137	31 6 8	2.8967	272	146
Third.....	38 13 4	4.2667	184	143	6 16 8	18.3667	139	138	32 0 0	2.9033	278	147
Fourth.....	39 0 0	5.3700	186	180	8 13 4	25.3333	176	188	32 0 0	3.7833	278	191
Months—												
January.....	(a)	4.7500	b 164	159	5 0 0	18.5000	102	137	23 10 0	2.6000	204	131
February.....	36 0 0	4.8000	171	161	5 0 0	18.5000	102	137	23 10 0	2.6000	204	131
March.....	37 0 0	4.9300	176	165	5 5 0	18.5000	107	137	26 10 0	2.7300	230	138
April.....	37 0 0	5.0000	176	167	5 5 0	18.5000	107	137	30 0 0	2.8900	261	146
May.....	38 0 0	5.0000	181	167	6 5 0	18.4400	127	137	32 0 0	2.9000	278	146
June.....	38 0 0	4.8000	181	161	6 5 0	18.3900	127	137	32 0 0	2.9000	278	146
July.....	38 0 0	4.4000	181	147	6 5 0	18.2500	127	136	32 0 0	2.9000	278	146
August.....	39 0 0	4.2000	186	141	6 5 0	18.2700	127	136	32 0 0	2.9000	278	146
September.....	39 0 0	4.2000	188	141	8 0 0	18.5800	163	138	32 0 0	2.9100	278	147
October.....	39 0 0	4.5000	186	151	8 0 0	20.5600	163	153	32 0 0	3.2300	278	163
November.....	39 0 0	5.3400	186	179	9 0 0	25.6000	183	190	32 0 0	3.7200	278	188
December.....	39 0 0	6.2700	186	210	9 0 0	29.5400	183	222	32 0 0	4.4000	278	222
1917—Year.....		8.2100		275		39.8900		296	53 3 4	6.2900	462	318
Quarters—												
First.....	41 13 4	6.7500	198	226	9 6 8	31.6533	190	235	32 0 0	4.6767	278	236
Second.....		8.7167		292		43.6667		325	46 13 4	6.7033	406	339
Third.....		10.2000		342		51.2267		381	64 0 0	8.0000	557	404
Fourth.....		7.1733		240		33.0000		245	70 0 0	5.7933	609	293
Months—												
January.....	39 0 0	6.5000	186	218	9 0 0	30.0000	183	223	32 0 0	4.5000	278	227
February.....	43 0 0	6.7500	205	226	9 0 0	30.0000	183	223	32 0 0	4.6300	278	234
March.....	43 0 0	7.0000	205	234	10 0 0	34.9600	203	260	32 0 0	4.9000	278	247
April.....	50 0 0	7.4000	238	248	10 0 0	39.1600	203	291	36 0 0	5.8800	313	297
May.....	(a)	9.0000	(a)	301	10 0 0	42.6500	203	317	52 0 0	6.7300	452	340
June.....	(a)	9.7500	(a)	327		49.1900		366	52 0 0	7.5000	452	379
July.....	(a)	10.5000	(a)	352		53.0000		394	52 0 0	8.0000	452	404
August.....	(a)	10.3500	(a)	347		53.0000		394	70 0 0	8.0000	609	404
September.....	(a)	9.7500	(a)	327		47.6800		354	70 0 0	8.0000	609	404
October.....	(a)	8.9000	(a)	298		33.0000		245	70 0 0	7.3200	609	370
November.....	(a)	6.3700	(a)	213		33.0000		245	70 0 0	5.0600	609	256
December.....	(a)	6.2500	(a)	209		33.0000		245	70 0 0	5.0000	609	253
1918—Year.....		8.2400		209						5.0000		253
Quarters—												
First.....		6.2500		209		33.0000		245	70 0 0	5.0000	609	253
Second.....		6.2500		209		33.0000		245	70 10 0	5.0000	613	253
Third.....		6.2500		209		33.0000		245		5.0000		253
Fourth.....		6.2100		208						5.0000		253
Months—												
January.....	(a)	6.2500	(a)	209		33.0000		245	70 0 0	5.0000	609	253
February.....	(a)	6.2500	(a)	209		33.0000		245	70 0 0	5.0000	609	253
March.....	(a)	6.2500	(a)	209		33.0000		245	70 0 0	5.0000	609	253
April.....	(a)	6.2500	(a)	209		33.0000		245	70 10 0	5.0000	613	253
May.....	(a)	6.2500	(a)	209		33.0000		245	70 10 0	5.0000	613	253
June.....	(a)	6.2500	(a)	209		33.0000		245	70 10 0	5.0000	613	253
July.....	(a)	8.2500	(a)	209		33.0000		245	70 10 0	5.0000	613	253
August.....	(a)	6.2500	(a)	209		33.0000		245		5.0000		253
September.....	(a)	6.2500	(a)	209		33.0000		245		5.0000		253
October.....	(a)	6.2500	(a)	209		34.0000		253		5.0000		253
November.....	(a)	6.2500	(a)	209						5.0000		253
December.....	(a)	6.1300	(a)	205						5.0000		253

a No quotation.

b Interpolated.

c Government price set.

## WHOLESALE PRICES IN AUSTRALIA AND THE UNITED STATES, BY MONTHS, QUARTERS, AND YEARS, 1913-1918—Continued.

Market..... Unlt..... Base price...	Lambs.				Lead, plg.				Lead, pipe.			
	Actual price.		Relative price.		Actual price.		Relative price.		Actual price.		Relative price.	
	Australia.	U. S.	Australia.	U. S.	Australia.	U. S.	Australia.	U. S.	Australia.	U. S.	Australia.	U. S.
	Sydney.	Chicago.	Melbourne.	New York.	Melbourne.	New York.	Melbourne.	New York.	Melbourne.	New York.	Melbourne.	New York.
Head.	Cwt.	Ton.	Pound.	Ton.	Pound.	Ton.	Cwt.	Ton.	Cwt.	Ton.	Cwt.	
£ s. d.	Dolls.	£ s. d.	Dolls.	£ s. d.	Dolls.	£ s. d.	Dolls.	£ s. d.	Dolls.	£ s. d.	Dolls.	
1913—Year.....	0 15 10.75	7.6809	21 5 0	0.0421	31 0 0	4.8725						
Quarters—												
First.....	0 15 3	7.7942	96 101 20 9 1.99	.0440	96 105	30 11 8	5.0708	99 104				
Second.....	0 13 8	8.7475	86 114 17 13 4	.0435	83 103	30 0 0	4.9000	97 101				
Third.....	0 16 8	7.7463	105 101 20 13 4	.0435	97 103	30 6 8	5.1067	98 105				
Fourth.....	0 16 8	7.4071	105 96 22 6 8	.0453	105 108	31 0 0	5.2700	100 108				
Months—												
January.....	0 14 0	7.3250	88 95 21 3 4	.0435	100 103	31 0 0	5.0067	100 103				
February.....	0 12 6	8.8938	79 116 18 0 0	.0435	85 103	30 0 0	4.9000	97 101				
March.....	0 14 3	8.7188	90 114 17 10 0	.0435	82 103	30 0 0	4.9000	97 101				
April.....	0 14 3	8.6300	90 112 17 10 0	.0435	82 103	30 0 0	4.9000	97 101				
May.....	0 14 0	8.6313	88 112 19 0 0	.0435	89 103	30 0 0	5.0200	97 103				
June.....	0 17 0	7.7125	107 100 21 0 0	.0435	99 103	30 0 0	5.1500	97 106				
July.....	0 19 0	6.8950	120 90 22 0 0	.0435	104 103	31 0 0	5.1500	100 106				
August.....	0 17 3	7.4938	109 98 22 10 0	.0435	106 103	31 0 0	5.1500	100 106				
September.....	0 18 0	7.4375	113 97 22 0 0	.0450	104 107	31 0 0	5.2700	100 108				
October.....	0 14 9	7.2900	93 95 22 10 0	.0475	106 113	31 0 0	5.3900	100 111				
November.....	0 14 0	7.1063	88 93 22 0 0	.0459	104 109	31 0 0	5.2700	100 108				
December.....	0 13 9	7.0938	87 92 20 10 0	.0435	97 103	31 0 0	5.0200	100 103				
1914—Year.....	0 15 8.25	8.1152	99 106 21 6 3	.0389	100 92	31 18 4	4.5175	103 93				
Quarters—												
First.....	0 15 2	7.8196	95 102 21 3 4	.0410	100 97	31 0 0	4.6700	100 96				
Second.....	0 17 9	8.1717	112 106 20 6 8	.0387	96 92	31 0 0	4.5433	100 93				
Third.....	0 16 3	8.1979	102 107 23 1 8	.0389	109 92	34 6 8	4.5200	111 93				
Fourth.....	0 13 7	8.2896	85 108 20 13 4	.0368	97 87	31 6 8	4.3367	101 89				
Months—												
January.....	0 14 0	8.0125	88 104 21 0 0	.0415	99 99	31 0 0	4.6700	100 96				
February.....	0 16 6	7.7313	104 101 21 0 0	.0415	99 99	31 0 0	4.6700	100 96				
March.....	0 15 0	7.7150	94 100 21 0 0	.0400	101 95	31 0 0	4.6700	100 96				
April.....	0 18 0	8.0125	113 104 20 0 0	.0380	94 90	31 0 0	4.5900	100 94				
May.....	0 16 6	8.1375	104 106 21 0 0	.0390	99 93	31 0 0	4.5200	100 93				
June.....	0 18 9	8.3650	118 109 20 0 0	.0390	94 93	31 0 0	4.5200	100 93				
July.....	0 18 3	8.5938	115 112 20 15 0	.0390	98 93	31 0 0	4.5200	100 93				
August.....	0 16 3	8.0500	102 105 24 0 0	.0390	115 93	36 0 0	4.5200	116 93				
September.....	0 14 3	7.9500	90 104 24 0 0	.0388	113 92	36 0 0	4.5200	116 93				
October.....	0 13 9	7.5938	87 99 20 0 0	.0375	94 89	32 0 0	4.3200	103 89				
November.....	0 12 6	8.9250	79 116 21 0 0	.0350	99 83	31 0 0	4.2700	100 88				
December.....	0 14 6	8.3500	91 109 21 0 0	.0380	99 90	31 0 0	4.4200	100 91				
1915—Year.....	1 0 1.25	9.2332	126 120 24 18 4	.0459	117 109	35 15 10	5.3650	115 110				
Quarters—												
First.....	0 17 4	8.9167	109 116 22 3 4	.0383	104 91	32 16 8	4.3400	106 89				
Second.....	0 19 1	10.0337	120 131 23 3 4	.0443	109 105	35 6 8	5.3433	114 110				
Third.....	1 1 6	8.9471	135 116 26 6 8	.0522	124 124	37 0 0	6.1033	119 125				
Fourth.....	1 2 6	8.9763	142 117 28 0 0	.0488	132 116	38 0 0	5.6733	123 116				
Months—												
January.....	0 18 0	8.3938	113 109 20 10 0	.0380	96 90	31 10 0	4.2900	102 85				
February.....	0 17 3	8.7063	109 113 21 10 0	.0380	101 90	32 0 0	4.2700	103 88				
March.....	0 16 9	9.6500	105 126 24 10 0	.0390	115 93	35 0 0	4.4600	113 92				
April.....	1 1 0	10.3310	132 135 22 10 0	.0420	106 100	33 10 0	4.6600	108 96				
May.....	0 17 6	10.1450	110 132 22 0 0	.0420	104 100	33 10 0	4.9700	108 102				
June.....	0 18 9	9.6250	118 125 26 0 0	.0490	118 116	39 0 0	6.4000	126 131				
July.....	1 1 0	8.8688	132 115 26 0 0	.0575	122 137	39 0 0	6.6200	126 136				
August.....	1 2 6	9.0850	142 118 28 0 0	.0500	132 119	36 0 0	6.0600	116 124				
September.....	1 1 0	8.8875	132 116 25 0 0	.0490	118 116	36 0 0	5.6300	116 116				
October.....	1 3 9	8.8750	149 116 26 0 0	.0450	122 107	36 0 0	5.3900	116 111				
November.....	1 2 0	8.7600	138 114 28 0 0	.0490	132 116	39 0 0	5.6300	126 116				
December.....	1 1 9	9.2938	137 121 30 0 0	.0525	141 125	39 0 0	6.0000	126 123				

## WHOLESALE PRICES IN AUSTRALIA AND THE UNITED STATES, BY MONTHS, QUARTERS, AND YEARS, 1913-1918—Continued.

	Lambs.				Lead, pig.				Lead, pipe.			
	Actual price.		Relative price.		Actual price.		Relative price.		Actual price.		Relative price.	
	Australia.	U. S.	Australia.	U. S.	Australia.	U. S.	Australia.	U. S.	Australia.	U. S.	Australia.	U. S.
<b>Market</b> .....	<b>Sydney.</b>	<b>Chi-</b>			<b>Mel-</b>	<b>New</b>			<b>Mel-</b>	<b>New</b>		
<b>Unit</b> .....	<b>Head</b> ...	<b>cago.</b>			<b>bourne.</b>	<b>York.</b>			<b>bourne.</b>	<b>York.</b>		
		<b>Cwt.</b>			<b>Ton.</b>	<b>Pound.</b>			<b>Ton.</b>	<b>Cwt.</b>		
<b>Base price</b> ...	<b>£ s. d.</b>	<b>Dolls.</b>			<b>£ s. d.</b>	<b>Dolls.</b>			<b>£ s. d.</b>	<b>Dolls.</b>		
	0 15 10.75	7.6809			21 5 0	0.0421			31 0 0	4.8725		
1916—Year	1 4 6.90	11.0168	158	143	32 2 6	.0680	151	162	45 6 8	7.6708	146	157
Quarters—												
First	1 1 9	10.9187	137	142	33 6 8	.0600	157	143	44 6 8	7.1133	143	146
Second	1 5 0	10.7754	157	140	32 10 0	.0758	153	180	47 0 0	8.4233	152	173
Third	1 9 3	10.8179	184	141	30 13 4	.0648	144	154	45 0 0	7.3467	145	151
Fourth	1 3 6	11.6663	154	152	32 0 0	.0712	151	169	45 0 0	7.8000	145	160
Months—												
January	1 0 3	10.3500	127	135	32 0 0	.0550	151	131	43 0 0	6.4900	139	133
February	1 2 0	11.0688	138	144	32 0 0	.0610	151	145	43 0 0	6.9600	139	143
March	1 3 0	11.3375	145	148	36 0 0	.0640	169	152	47 0 0	7.8900	152	162
April	1 4 0	11.8000	151	147	35 0 0	.0800	165	190	47 0 0	8.8200	152	181
May	1 7 0	11.2200	170	146	32 10 0	.0750	153	178	47 0 0	8.9000	152	174
June	1 4 0	9.8063	151	128	30 0 0	.0725	141	172	47 0 0	7.4600	152	163
July	1 7 0	10.7100	170	139	29 0 0	.0685	136	163	45 0 0	7.5900	145	156
August	1 11 6	10.9188	198	142	31 0 0	.0610	146	145	45 0 0	7.1000	145	146
September	(a)	10.8250	b 182	141	32 0 0	.0650	151	154	45 0 0	7.3500	145	151
October	(a)	10.4550	b 167	136	32 0 0	.0705	151	167	45 0 0	7.6000	145	156
November	1 4 0	11.5813	151	151	32 0 0	.0700	151	166	45 0 0	7.7200	145	158
December	1 3 0	12.9625	145	169	32 0 0	.0730	151	173	45 0 0	8.0800	145	166
1917—Year	1 9 7.25	18.0920	186	210	32 1 8	.0912	151	217	45 15 0	10.1217	148	208
Quarters—												
First	1 11 0	14.4000	195	187	31 6 8	.0850	147	202	45 0 0	9.3067	145	191
Second	1 8 2	16.5212	177	215	33 0 0	.1024	155	243	46 0 0	11.3267	148	233
Third	1 12 7	16.3538	205	213	32 0 0	.1088	151	258	46 0 0	11.8467	148	243
Fourth	1 6 8	17.0214	168	222	32 0 0	.0686	151	163	46 0 0	8.0067	148	164
Months—												
January	1 2 0	13.9500	138	182	32 0 0	.0750	151	178	45 0 0	8.5700	145	176
February	1 15 6	14.5500	223	189	31 0 0	.0850	146	202	45 0 0	9.3100	145	191
March	1 15 6	14.8125	223	193	31 0 0	.0950	146	226	45 0 0	10.0400	145	206
April	1 2 6	15.9100	142	207	35 0 0	.0935	165	222	46 0 0	10.2900	148	211
May	1 11 6	18.6125	198	242	32 0 0	.0988	151	235	46 0 0	11.1900	148	230
June	1 10 6	15.1938	192	198	32 0 0	.1150	151	273	46 0 0	12.5000	148	257
July	1 12 9	15.7450	206	205	32 0 0	.1138	151	270	46 0 0	12.5000	148	257
August	1 12 0	15.7313	201	205	32 0 0	.1088	151	258	46 0 0	12.0100	148	246
September	1 13 0	17.7375	208	231	32 0 0	.1038	151	247	46 0 0	11.0300	148	226
October	1 12 0	17.5450	201	228	32 0 0	.0795	151	189	46 0 0	8.8200	148	181
November	1 5 6	16.7875	160	219	32 0 0	.0613	151	146	46 0 0	7.6000	148	156
December	1 2 6	16.6850	142	217	32 0 0	.0650	151	154	46 0 0	7.6000	148	156
1918—Year		17.3250		226		.0743		176		8.8892		182
Quarters—												
First	1 3 10	17.5437	150	228	32 0 0	.0703	151	167	46 0 0	8.2500	148	169
Second	1 6 5.83	18.8038	167	245	32 0 0	.0711	151	169	46 0 0	8.6867	148	178
Third	1 10 6	18.1803	192	237		.0804		191		9.3100		191
Fourth		14.7231		197		.0759		180		9.3100		191
Months—												
January	1 5 6	17.4625	160	227	32 0 0	.0684	151	162	46 0 0	7.8400	148	161
February	1 5 0	17.0313	157	222	32 0 0	.0706	151	168	46 0 0	8.3300	148	171
March	1 1 0	18.1375	132	236	32 0 0	.0724	151	172	46 0 0	8.5800	148	176
April	1 6 5.50	20.4200	166	266	32 0 0	.0698	151	166	46 0 0	8.5800	148	176
May	1 9 0	18.4000	182	240	32 0 0	.0691	151	164	46 0 0	8.5800	148	176
June	1 4 0	17.1875	151	224	32 0 0	.0725	151	172	46 0 0	8.9000	148	183
July	1 7 0	18.5250	170	241	32 0 0	.0802	151	190	46 0 0	9.3100	148	191
August	1 7 0	18.3125	170	238		.0805		191		9.3100		191
September	1 17 6	17.7300	236	231		.0805		191		9.3100		191
October	(a)	16.0750	b 222	209		.0805		191		9.3100		191
November	1 13 0	14.1063	207	184		.0805		191		9.3100		191
December		14.1350		184		.0667		158		9.3100		191

a No quotation.

b Interpolated.

## WHOLESALE PRICES IN AUSTRALIA AND THE UNITED STATES, BY MONTHS, QUARTERS, AND YEARS, 1913-1918—Continued.

Market..... Unit..... Base price.....	Lead, sheet.				Lead, white.				Maize.			
	Actual price.		Relative price.		Actual price.		Relative price.		Actual price.		Relative price.	
	Australia.	U. S.	Australia.	U. S.	Australia.	U. S.	Australia.	U. S.	Australia.	U. S.	Australia.	U. S.
	Melbourne. Ton.	New York. Cwt.	Melbourne. Ton.	New York. Cwt.	Melbourne. Ton.	New York. Cwt.	Brisbane. Bushel.	Omaha. Bushel.	Melbourne. Ton.	New York. Cwt.	Brisbane. Bushel.	Omaha. Bushel.
£ s. d.	Dolls.	£ s. d.	Dolls.	£ s. d.	Dolls.	£ s. d.	Dolls.	£ s. d.	Dolls.	£ s. d.	Dolls.	
1913—Year.....	25 14 1.99	5.6767	95	102	39 11 8	.0533	98	100	0 3 7.80	.5850	93	89
Quarters—												
First.....	23 10 0	5.3900	87	97	39 6 8	.0525	97	98	0 3 8.92	.4459	96	68
Second.....	25 6 8	5.5967	94	100	38 13 4	.0525	95	98	0 3 5.67	.5438	89	83
Third.....	27 0 0	5.9633	100	107	39 10 0	.0542	97	102	0 3 3.75	.6804	85	104
Fourth.....	27 0 0	5.7567	100	103	40 16 8	.0542	101	102	0 3 11.50	.6700	101	102
Months—												
January.....	24 10 0	5.3900	91	97	40 0 0	.0525	99	98	0 3 11	.4313	100	66
February.....	23 0 0	5.3900	85	97	40 0 0	.0525	99	98	0 3 7	.4400	92	67
March.....	23 0 0	5.3900	85	97	38 0 0	.0525	94	98	0 3 8.75	.4663	95	71
April.....	24 0 0	5.5100	89	99	38 0 0	.0525	94	98	0 3 7.50	.5163	93	79
May.....	25 0 0	5.6400	93	101	38 10 0	.0525	95	98	0 3 5.50	.5538	88	85
June.....	27 0 0	5.6400	100	101	39 10 0	.0525	97	98	0 3 4	.5613	85	86
July.....	27 0 0	5.7600	100	103	39 10 0	.0525	97	98	0 3 0.50	.6139	78	94
August.....	27 0 0	6.0000	100	108	39 10 0	.0525	97	98	(a)	.7125	885	109
September.....	27 0 0	6.1300	100	110	39 10 0	.0575	97	108	0 3 7	.7150	92	109
October.....	27 0 0	6.0000	100	108	40 10 0	.0575	100	108	0 3 7.50	.6863	93	105
November.....	27 0 0	5.7600	100	103	41 0 0	.0525	101	98	0 3 10.50	.6838	99	104
December.....	27 0 0	5.5100	100	99	41 0 0	.0525	101	98	0 4 4.50	.6400	112	98
1914—Year.....	27 14 2	5.1983	103	93	42 13 4	.0521	105	98	0 3 8.96	.6614	96	101
Quarters—												
First.....	27 0 0	5.3900	100	97	40 10 0	.0525	100	98	0 4 2.50	.6075	108	93
Second.....	27 0 0	5.1900	100	93	41 10 0	.0525	102	98	0 3 11.58	.6625	101	101
Third.....	29 13 4	5.1500	110	92	44 13 4	.0525	110	98	0 3 5.67	.7125	89	109
Fourth.....	27 3 4	5.0633	101	91	44 0 0	.0508	108	95	0 3 4.08	.6629	85	101
Months—												
January.....	27 0 0	5.3900	100	97	39 10 0	.0525	97	98	0 4 0	.6225	102	95
February.....	27 0 0	5.3900	100	97	41 0 0	.0525	101	98	0 4 2.50	.5950	108	91
March.....	27 0 0	5.3900	100	97	41 0 0	.0525	101	98	0 4 5	.6050	113	92
April.....	27 0 0	5.2700	100	95	40 10 0	.0525	100	98	0 4 7.50	.6450	118	98
May.....	27 0 0	5.1500	100	92	41 0 0	.0525	101	98	0 3 11	.6700	100	102
June.....	27 0 0	5.1500	100	92	43 0 0	.0525	106	98	0 3 4.25	.6725	86	103
July.....	27 0 0	5.1500	100	92	44 0 0	.0525	108	98	0 3 4.75	.6350	87	97
August.....	31 0 0	5.1500	115	92	45 0 0	.0525	111	98	0 3 5.50	.7400	88	113
September.....	31 0 0	5.1500	115	92	45 0 0	.0525	111	98	0 3 6.75	.7625	91	116
October.....	28 0 0	5.0200	104	90	45 0 0	.0525	111	98	0 3 3.25	.7150	84	109
November.....	28 0 0	5.0200	104	90	43 0 0	.0500	106	94	0 3 5	.6963	87	106
December.....	25 10 0	5.1500	94	92	44 0 0	.0500	108	94	0 3 4	.5775	85	88
1915—Year.....	30 4 1.99	6.1192	112	110	46 14 2	.0569	115	107	0 5 3.04	.6864	134	105
Quarters—												
First.....	27 6 8	5.1900	101	93	43 0 0	.0500	106	94	0 4 4.17	.6804	111	104
Second.....	28 10 0	6.0833	106	109	46 13 4	.0550	115	103	0 5 6	.7034	141	107
Third.....	32 0 0	6.7800	119	122	47 3 4	.0625	116	117	0 5 4.17	.7283	137	111
Fourth.....	33 0 0	6.4133	122	115	50 0 0	.0600	123	113	0 5 9.83	.6329	149	97
Months—												
January.....	26 0 0	5.1500	96	92	42 0 0	.0500	103	94	0 4 2.50	.6450	108	98
February.....	26 0 0	5.1500	96	92	42 0 0	.0500	103	94	0 4 1	.7225	104	110
March.....	30 0 0	5.2700	111	95	45 0 0	.0500	111	94	0 4 9	.6738	121	103
April.....	28 10 0	5.3900	106	97	45 0 0	.0525	111	98	0 5 8	.6888	145	105
May.....	23 10 0	5.7600	106	103	46 0 0	.0525	113	98	0 5 3.50	.7175	135	110
June.....	28 10 0	7.1300	106	128	49 0 0	.0600	121	113	0 5 6.50	.7038	142	107
July.....	34 0 0	7.3500	126	132	48 0 0	.0675	118	127	0 5 5	.7138	139	109
August.....	31 0 0	6.7400	115	121	46 10 0	.0625	115	117	0 5 0.50	.7588	129	116
September.....	31 0 0	6.2500	115	112	47 0 0	.0575	116	108	0 5 7	.7138	143	109
October.....	31 0 0	6.1300	115	110	47 10 0	.0575	117	108	0 5 4.50	.6250	137	95
November.....	34 0 0	6.3700	126	114	49 10 0	.0600	122	113	0 5 9.50	.6038	148	92
December.....	34 0 0	6.7400	126	121	53 0 0	.0625	131	117	0 6 3.50	.6700	161	102

a No quotation.

b Interpolated.

## WHOLESALE PRICES IN AUSTRALIA AND THE UNITED STATES, BY MONTHS, QUARTERS, AND YEARS, 1913-1918—Continued.

	Lead, sheet.				Lead, white.				Maize.			
	Actual price.		Relative price.		Actual price.		Relative price.		Actual price.		Relative price.	
	Australia.	U. S.	Australia.	U. S.	Australia.	U. S.	Australia.	U. S.	Australia.	U. S.	Australia.	U. S.
Market.....	Melbourne.	New York.			Melbourne.	New York.			Brisbane	Omaha		
Unit.....	Ton.....	Cwt.....			Ton.....	Pound			Bushel..	Bushel..		
Base price...	£ s. d.	Dolls.			£ s. d.	Dolls.			£ s. d.	Dolls.		
	27 0 0	5.750			40 11 8	0.0533			0 3 10.93	0.6551		
1916—Year.....	40 6 8	8.3550	149	150	66 5 10	.0829	163	156	0 4 8.93	.7594	119	116
Quarters—												
First.....	39 6 8	7.7800	146	140	57 3 4	.0692	141	130	0 6 5.83	.6825	166	104
Second.....	42 0 0	8.0233	156	162	63 13 4	.0875	169	164	0 4 10.67	.6946	125	106
Third.....	40 0 0	8.0833	148	145	70 0 0	.0875	172	164	0 3 9.50	.7796	97	119
Fourth.....	40 0 0	8.5333	148	153	69 6 8	.0875	171	164	0 3 4.13	.8808	86	134
Months—												
January.....	38 0 0	7.2300	141	130	55 10 0	.0650	137	122	0 7 1	.6775	181	103.
February.....	38 0 0	7.7200	141	138	56 0 0	.0700	138	131	0 6 4.50	.7100	163	108
March.....	42 0 0	8.3900	156	150	60 0 0	.0725	148	136	0 6 0	.6600	153	101
April.....	42 0 0	9.3100	156	167	66 0 0	.0875	163	164	0 5 2	.7025	132	107
May.....	42 0 0	9.0600	156	163	70 0 0	.0875	172	164	0 4 9	.7188	121	110
June.....	42 0 0	8.7000	156	156	70 0 0	.0875	172	164	0 4 9	.6625	121	101
July.....	40 0 0	8.3300	148	149	72 0 0	.0875	177	164	0 4 4	.7575	111	116
August.....	40 0 0	7.8400	148	141	69 0 0	.0875	170	161	0 3 8.50	.7875	95	120
September.....	40 0 0	8.0800	148	145	69 0 0	.0875	170	164	0 3 4	.7938	85	121
October.....	40 0 0	8.3300	148	149	68 0 0	.0875	168	164	0 3 6.75	.8375	91	128
November.....	40 0 0	8.4500	148	152	70 0 0	.0875	172	164	(a)	.9550	b 86	146
December.....	40 0 0	8.8200	148	158	70 0 0	.0875	172	164	0 3 1.50	.8500	80	130
1917—Year.....	40 15 0	10.6392	151	191	78 15 0	.0992	194	186	0 3 0.85	1.5500	79	237
Quarters—												
First.....	40 0 0	9.9067	148	178	70 13 4	.0892	174	167	0 2 10.25	.9408	73	144
Second.....	41 0 0	11.8167	152	212	73 13 4	.0992	182	186	0 2 5.83	1.4304	64	218
Third.....	41 0 0	12.3367	152	221	82 13 4	.1150	204	216	0 2 1.0	2.0221	72	309
Fourth.....	41 0 0	8.4967	152	152	88 0 0	.0933	217	215	0 4 1.33	1.8067	105	276
Months—												
January.....	40 0 0	9.3100	148	167	70 0 0	.0875	172	164	0 3 5.50	.9100	88	139
February.....	40 0 0	9.8800	148	177	70 0 0	.0875	172	164	0 2 6.75	.9275	66	142
March.....	40 0 0	10.5300	148	189	72 0 0	.0925	177	174	0 2 6.50	.9850	65	150
April.....	41 0 0	10.7800	152	193	72 0 0	.0925	177	174	0 2 4.50	1.2563	61	192
May.....	41 0 0	11.6800	152	210	72 0 0	.1000	177	188	0 2 5	1.5125	62	231
June.....	41 0 0	12.9900	152	233	77 0 0	.1050	190	197	0 2 8	1.5225	68	232
July.....	41 0 0	12.9900	152	233	80 0 0	.1150	197	216	0 2 7.50	1.7388	67	265
August.....	41 0 0	12.5000	152	224	84 0 0	.1150	207	216	0 2 2.50	2.2625	82	345
September.....	41 0 0	11.5200	152	207	84 0 0	.1150	207	216	0 2 8	2.0650	68	315
October.....	41 0 0	9.3100	152	167	88 0 0	.1000	217	188	0 3 9.50	1.8550	97	283
November.....	41 0 0	8.0900	152	145	88 0 0	.0900	217	169	0 4 2.50	1.9900	108	304
December.....	41 0 0	8.0900	152	145	88 0 0	.0900	217	169	0 4 4	1.6750	111	240
1918—Year.....		9.3792		168		.0948		178		1.5648		239
Quarters—												
First.....	41 0 0	8.7400	152	157	88 0 0	.0900	217	169	0 4 3.50	1.6725	110	255
Second.....	41 0 0	9.1767	152	165	88 0 0	.0908	217	170	0 4 2.50	1.5383	108	235
Third.....		9.8000		176		.0933		184		1.6150		247
Fourth.....		9.8000		176		.1000		188		1.4333		219
Months—												
January.....	41 0 0	8.3300	152	149	88 0 0	.0900	217	169	0 4 9	1.6400	121	250
February.....	41 0 0	8.8200	152	158	88 0 0	.0900	217	169	0 4 5.50	(a)	114	b 255
March.....	41 0 0	9.0700	152	163	88 0 0	.0900	217	169	0 3 8	1.7050	94	260
April.....	41 0 0	9.0700	152	163	88 0 0	.0900	217	169	0 4 2.50	1.5350	108	234
May.....	41 0 0	9.0700	152	163	88 0 0	.0900	217	169	0 4 3	1.6950	109	243
June.....	41 0 0	9.3900	152	168	88 0 0	.0925	217	174	0 4 2	1.4850	107	227
July.....	41 0 0	9.8000	152	176	88 0 0	.0950	217	178	0 5 3	1.6300	134	249
August.....		9.8000		176		.1000		188		1.6200		247
September.....		9.8000		176		.1000		188		1.5950		243
October.....		9.8000		176		.1000		188		1.4800		226
November.....		9.8000		176		.1000		188		1.3900		212
December.....		9.8000		176		.1000		188		1.4300		218

a No quotation.

b Interpolated.

## WHOLESALE PRICES IN AUSTRALIA AND THE UNITED STATES, BY MONTHS, QUARTERS, AND YEARS, 1913-1918—Continued.

Market Unit	Nails, wire.				Oats.				Oil, castor.			
	Actual price.		Relative price.		Actual price.		Relative price.		Actual price.		Relative price.	
	Australia.	U. S.	Australia.	U. S.	Australia.	U. S.	Australia.	U. S.	Australia.	U. S.	Australia.	U. S.
	Melbourne. Cwt.	Pittsburgh. Kag 100 lbs.	Brisbane Busbel.	Chi- cago. Bushel	Sydney. Gallon.	New York. Pound						
	£ s. d.	Dolls.	£ s. d.	Dolls.	£ s. d.	Dolls.			£ s. d.	Dolls.		
Base price	1 0 7.50	1.7250	0 3 7.75	0.4005	0 3 4.50	0.0897						
1913—Year	0 19 10.50	1.8188	96 105	0 3 9.69	.3802	104 95			0 3 4.50	.0948	100 106	
Quarters—												
First	1 1 0	1.8500	102 107	0 4 0.50	.3311	111 83			0 3 2.83	.1000	98 111	
Second	0 19 6	1.9000	95 110	0 4 1.50	.3776	113 94			0 3 5.17	.0938	102 105	
Third	0 19 6	1.8167	95 105	0 2 4	.4159	64 104			0 3 5	.0938	101 105	
Fourth	0 19 6	1.7083	95 99	0 3 10.50	.3988	106 100			0 3 5	.0917	101 102	
Months—												
January	1 1 9	1.8500	105 107	0 4 0	.3324	110 83			0 3 2.75	.1000	98 111	
February	1 1 9	1.8500	105 107	0 4 0	.3347	110 84			0 3 2.75	.1000	96 111	
March	0 19 6	1.8500	95 107	0 4 1.50	.3271	113 82			0 3 3	.1000	98 111	
April	0 19 6	1.9000	95 110	0 4 1.50	.3466	113 87			0 3 5	.0938	101 105	
May	0 19 6	1.8000	95 110	0 4 1.50	.3786	113 95			0 3 4.50	.0938	100 105	
June	0 19 6	1.9000	95 110	(a)	.4075	(a) 102			0 3 6	.0938	104 105	
July	0 19 6	1.9000	95 110	(a)	.3940	(a) 98			0 3 5	.0938	101 105	
August	0 19 6	1.8000	95 104	(a)	.4208	(a) 105			0 3 5	.0938	101 105	
September	0 19 6	1.7500	95 101	0 2 4	.4263	64 106			0 3 5	.0938	101 105	
October	0 19 6	1.7500	95 101	0 3 11	.3972	107 99			0 3 5	.0938	101 105	
November	0 19 6	1.7250	95 100	0 3 10	.3970	105 99			0 3 5	.0938	101 105	
December	0 19 6	1.6500	95 96	(a)	.4027	b108 101			0 3 5	.0875	101 98	
1914—Year	1 1 5	1.8792	104 97	0 3 9.59	.4239	104 106			0 3 5.67	.0860	103 96	
Quarters—												
First	1 1 9	1.6833	105 98	0 4 1.50	.3917	113 98			0 3 4.33	.0875	100 98	
Second	1 1 9	1.6917	105 98	0 3 7.33	.3969	99 99			0 3 3.67	.0858	98 96	
Third	1 2 1	1.6583	107 96	0 3 8.50	.4269	102 107			0 3 8.67	.0850	110 95	
Fourth	1 0 1	1.6833	97 98	0 3 10.33	.4802	106 120			0 3 6	.0858	104 96	
Months—												
January	1 1 9	1.6500	105 96	(a)	.3889	b110 97			0 3 5	.0875	101 98	
February	1 1 9	1.7000	105 99	0 4 1.50	.3941	113 98			0 3 4	.0875	99 98	
March	1 1 9	1.7000	105 99	0 4 1.50	.3930	113 98			0 3 4	.0875	99 98	
April	1 1 9	1.7000	105 99	0 3 8	.3910	101 98			0 3 4	.0875	99 98	
May	1 1 9	1.7000	105 99	0 3 7	.3985	98 100			0 3 3.50	.0850	98 95	
June	1 1 9	1.6750	105 97	0 3 7	.4008	98 100			0 3 3.50	.0850	98 95	
July	1 1 9	1.6250	105 94	0 3 7	.3722	98 93			0 3 5	.0850	101 95	
August	1 1 9	1.6500	105 96	0 3 9	.4193	103 105			0 4 0	.0850	119 95	
September	1 2 9	1.7000	110 99	0 3 9.50	.4911	104 123			0 3 9	.0850	111 95	
October	1 2 9	1.7000	110 99	0 3 11.50	.4679	109 117			0 3 9	.0875	111 98	
November	0 18 9	1.7000	91 99	0 3 11.50	.4864	109 121			0 3 6	.0850	104 95	
December	0 18 9	1.6500	91 96	0 3 8	.4895	101 122			0 3 3	.0850	96 95	
1915—Year	1 3 0.25	1.7458	112 101	0 5 5.25	.4805	149 120			0 3 5.50	.0992	102 111	
Quarters—												
First	1 0 3	1.6583	98 96	0 4 3	.5612	117 140			0 3 5	.0850	101 95	
Second	1 4 8.	1.6833	120 98	0 6 6	.5314	178 133			0 3 6	.0983	104 110	
Third	1 5 2	1.7083	122 99	0 6 7.50	.4513	182 113			0 3 5.33	.1033	102 115	
Fourth	1 2 0	1.9333	107 112	0 4 4.50	.3854	120 96			0 3 5.67	.1100	103 123	
Months—												
January	0 18 9	1.6250	91 94	0 4 6	.5366	123 134			0 3 3	.0850	96 95	
February	0 18 9	1.6500	91 96	0 3 6	.5761	96 144			0 3 6	.0850	104 95	
March	1 3 3	1.7000	113 99	0 4 9	.5770	130 144			0 3 6	.0850	104 95	
April	1 4 6	1.7000	119 99	0 6 0	.5717	165 143			0 3 6	.0950	104 106	
May	1 4 9	1.6750	120 97	0 6 6	.5343	178 133			0 3 6	.1000	104 111	
June	1 4 9	1.6750	120 97	0 7 0	.4874	192 122			0 3 6	.1000	104 111	
July	1 6 9	1.6750	130 97	0 6 6	.5358	178 134			0 3 6	.1000	104 111	
August	1 6 9	1.7000	130 99	0 6 6	.4495	178 112			0 3 5	.1050	101 117	
September	1 2 0	1.7500	107 101	0 6 10.50	.3477	189 87			0 3 5	.1050	101 117	
October	1 2 0	1.8500	107 107	0 4 3	.3635	117 91			0 3 5	.0950	101 106	
November	1 2 0	1.9500	107 113	0 3 10.50	.3678	106 92			0 3 6	.1050	104 117	
December	1 2 0	2.0000	107 116	0 5 0	.4214	137 105			0 3 6	.1300	104 145	

a No quotation.

b Interpolated.



## WHOLESALE PRICES IN AUSTRALIA AND THE UNITED STATES, BY MONTHS, QUARTERS, AND YEARS, 1913-1918—Continued.

	Nails, wire.				Oats.				Oil, castor.			
	Actual price.		Relative price.		Actual price.		Relative price.		Actual price.		Relative price.	
	Australia.	U. S.	Australia.	U. S.	Australia.	U. S.	Australia.	U. S.	Australia.	U. S.	Australia.	U. S.
Market.....	Melbourne.	Pitts-			Brisbane	Chi-			Sydney..	New		
Unit.....	Cwt.....	burgh.			Bushe..	icago.			Gallon.	York		
		Keg				Bushe..				Pound		
		100 lbs.										
Base price...	£ s. d.	Dolls.			£ s. d.	Dolls.			£ s. d.	Dolls.		
	1 0 7.50	1.7250			0 3 7.75	0.4005			0 3 4.50	0.0897		
1916—Year.....	1 12 10.50	2.5958	159	150	0 3 7.77	.4597	100	115	0 4 2.92	.1692	126	189
Quarters—												
First.....	1 4 4	2.3000	118	133	0 3 8.50	.4557	102	114	0 3 9.67	.1933	113	216
Second.....	1 15 2	2.5833	171	150	0 3 9.17	.4225	103	105	0 4 4	.1933	128	216
Third.....	1 16 0	2.6667	175	155	0 3 8.83	.4384	102	109	0 4 3	.1467	126	164
Fourth.....	1 16 0	2.8333	175	164	0 3 3	.5234	89	131	0 4 7	.1433	136	160
Months—												
January.....	1 2 0	2.2000	107	128	0 4 9	.4856	130	121	0 3 9	.1800	111	201
February.....	1 5 3	2.3000	122	133	0 2 10.50	.4633	79	116	0 3 10	.2000	114	223
March.....	1 5 9	2.4000	125	139	0 3 6	.4183	96	104	0 3 10	.2000	114	223
April.....	1 13 6	2.5000	162	145	0 3 9	.4396	103	110	0 4 3	.2000	126	223
May.....	1 16 0	2.6000	175	151	0 3 8.50	.4314	102	108	0 4 3	.2000	126	223
June.....	1 16 0	2.8500	175	154	0 3 10	.3924	105	98	0 4 6	.1800	133	201
July.....	1 16 0	2.6500	175	154	0 3 8.50	.4062	102	101	0 4 3	.1500	126	167
August.....	1 16 0	2.6500	175	154	0 3 9	.4491	103	112	0 4 3	.1500	126	167
September.....	1 16 0	2.7000	175	157	0 3 9	.4621	103	115	0 4 3	.1400	126	156
October.....	1 16 0	2.7000	175	157	0 3 9	.4944	103	123	0 4 10	.1400	143	156
November.....	1 16 0	2.8000	175	162	(a)	.5566	b 89	139	0 4 6	.1400	133	156
December.....	1 16 0	3.0000	175	174	0 2 9	.5201	75	130	0 4 5	.1500	131	167
1917—Year.....	2 7 1.50	3.6333	228	211	0 2 8.04	.6571	73	164	0 4 10	.2242	143	250
Quarters—												
First.....	1 16 0	3.1667	175	184	0 3 3	.5867	89	146	0 4 6.67	.1867	135	208
Second.....	2 7 6	3.5000	230	203	0 3 0	.6918	82	173	0 4 7.67	.2200	137	245
Third.....	2 12 6	4.1000	255	238	0 2 5.17	.6707	67	167	0 4 10	.2400	143	268
Fourth.....	2 12 6	3.7667	255	218	0 2 0	.6790	55	170	0 5 3.67	.2500	157	279
Months—												
January.....	1 16 0	3.1000	175	180	0 2 9	.5694	75	142	0 4 6	.1800	133	201
February.....	1 16 0	3.1000	175	180	0 3 6	.5658	96	141	0 4 6	.1800	133	201
March.....	1 16 0	3.3000	175	191	0 3 6	.6174	96	154	0 4 8	.2000	138	223
April.....	2 5 0	3.3000	218	191	0 3 6	.7000	96	175	0 4 7	.2000	136	223
May.....	2 5 0	3.6000	218	209	0 3 6	.7028	96	175	0 4 7	.2200	136	245
June.....	2 12 6	3.6000	255	209	0 2 0	.6765	55	169	0 4 9	.2400	141	268
July.....	2 12 6	4.1000	255	238	0 2 0	.7885	55	197	0 4 9	.2400	141	268
August.....	2 12 6	4.1000	255	238	0 3 5	.6466	90	161	0 4 9	.2400	141	268
September.....	2 12 6	4.1000	255	238	0 2 0	.5958	55	149	0 5 0	.2400	148	268
October.....	2 12 6	4.1000	255	238	0 2 0	.6005	55	150	0 5 0	.2600	148	290
November.....	2 12 6	3.6000	255	209	0 2 0	.6527	55	163	0 5 3	.2400	156	268
December.....	2 12 6	3.6000	255	209	0 2 0	.7628	55	190	0 5 8	.2500	168	279
1918—Year.....		3.6000		209		.7814		195		.2908		324
Quarters—												
First.....	2 14 2	3.6000	263	209	0 2 5.33	.8812	67	220	0 6 10	.2800	202	312
Second.....	2 15 0	3.6000	267	209	0 4 9.33	.8048	131	201	0 10 11	.2900	323	323
Third.....		3.6000		209		.7280		182		.2933		327
Fourth.....		3.6000		209		.7116		178		.3000		334
Months—												
January.....	2 12 6	3.6000	255	209	0 2 0	.8275	55	207	0 5 8	.2600	168	290
February.....	2 15 0	3.6000	267	209	0 2 8	.8860	73	221	(a)	.2900	b 208	323
March.....	2 15 0	3.6000	267	209	0 2 8	.9203	73	230	0 8 0	.2900	237	323
April.....	2 15 0	3.6000	267	209	0 5 4	.8885	146	222	0 9 3	.2900	274	323
May.....	2 15 0	3.6000	267	209	0 4 6	.7692	123	192	0 11 0	.2900	326	323
June.....	2 15 0	3.6000	267	209	0 4 6	.7663	123	191	0 12 6	.2900	370	323
July.....	2 15 0	3.6000	267	209	0 3 7.50	.7780	99	194	0 10 0	.2900	296	323
August.....		3.6000		209		.6950		174		.2900		323
September.....		3.6000		209		.7194		180		.3000		334
October.....		3.6000		209		.6919		173		.3000		334
November.....		3.6000		209		.7225		180		.3000		334
December.....		3.6000		209		.7178		179		.3000		334

a No quotation.

b Interpolated

WHOLESALE PRICES IN AUSTRALIA AND THE UNITED STATES, BY MONTHS, QUARTERS, AND YEARS, 1913-1918—Continued.

Market... Unit..... Base price.	Oil, linseed, raw.				Onions.				Peanuts.			
	Actual price.		Relative price.		Actual price.		Relative price.		Actual price.		Relative price.	
	Australia.	U. S.	Australia.	U. S.	Australia.	U. S.	Australia.	U. S.	Australia.	U. S.	Australia.	U. S.
	Melbourne. Gallon	New York. Gallon			Brisbane. Ton	General. Bushel			Brisbane. Pound	Norfolk. Pound		
	£ s. d.	Dolls.			£ s. d.	Dolls.			£ s. d.	Dolls.		
	0 3 8.42	0.4888			8 19 6.55	1.2667			0 0 3.10	0.0378		
1913—Year.....	0 3 10.42	.4656	104	95	8 19 6.55	.9572	94	76	0 0 3.90	.0358	126	95
Quarters—												
First.....	0 4 2.33	.4515	113	92	8 5 0	.7870	92	62	0 0 5	.0351	161	93
Second.....	0 3 10.33	.4523	104	93	8 10 0	.8727	95	69	0 0 3.83	.0373	124	99
Third.....	0 3 9	.4892	101	100	8 10 0	1.0357	95	82	0 0 3.50	.0378	107	100
Fourth.....	0 3 8	.4692	99	96	8 13 4	1.1333	97	89	0 0 3	.0331	97	88
Months—												
January.....	0 4 3	.4425	115	91	7 5 0	.8180	81	64	0 0 5.50	.0319	177	84
February.....	0 4 3	.4725	115	97	7 10 0	.7750	84	61	0 0 4	.0366	129	97
March.....	0 4 1	.4420	110	90	10 0 0	.7700	111	61	0 0 5.50	.0364	177	96
April.....	0 4 0	.4513	108	92	9 0 0	.7900	100	62	0 0 6.50	.0369	177	98
May.....	0 3 10	.4530	104	93	9 0 0	.8720	100	69	0 0 3	.0374	97	99
June.....	0 3 9	.4525	101	93	7 10 0	.9560	84	75	0 0 3	.0375	97	99
July.....	0 3 9	.4750	101	97	8 10 0	1.0170	95	80	0 0 3.50	.0375	113	99
August.....	0 3 9	.5020	101	103	(a)	1.0510	b 95	83	(a)	.0383	b 107	101
September.....	0 3 9	.4375	101	100	8 10 0	1.0390	95	82	(a)	.0375	b 109	99
October.....	0 3 8	.4650	99	95	9 5 0	1.1020	103	87	0 0 3	.0358	97	95
November.....	0 3 8	.4600	99	94	9 0 0	1.1490	100	91	0 0 2.75	.0325	89	86
December.....	0 3 8	.4850	99	99	7 15 0	1.1490	86	91	0 0 3.25	.0313	105	83
1914—Year.....	0 3 10.17	.5027	104	103	10 0 7.50	1.2884	112	102	0 0 3.23	.0394	104	104
Quarters—												
First.....	0 3 7.69	.4946	98	101	10 0 0	1.3897	111	110	0 0 3.19	.0370	104	98
Second.....	0 3 9	.5019	101	103	8 11 8	1.5087	96	119	0 0 3	.0434	97	115
Third.....	0 4 0	.5589	108	114	9 5 0	1.3720	103	108	0 0 3.21	.0430	104	114
Fourth.....	0 4 0	.4573	108	94	12 5 10	.8833	137	70	0 0 3.50	.0334	113	88
Months—												
January.....	0 3 8	.4860	99	99	10 10 0	1.2100	117	96	0 0 3.25	.0333	105	88
February.....	0 3 7	.4925	97	101	8 10 0	1.4070	95	111	(a)	.0381	b 106	101
March.....	0 3 8	.5075	99	104	11 0 0	1.5520	123	123	0 0 3.13	.0405	101	107
April.....	0 3 7	.5063	97	104	9 0 0	1.5920	100	126	0 0 3.25	.0427	105	113
May.....	0 3 10	.4960	104	101	8 5 0	1.5260	92	120	0 0 3.13	.0438	101	116
June.....	0 3 10	.5050	104	103	8 10 0	1.4080	95	111	0 0 2.63	.0438	85	116
July.....	0 3 10	.5325	104	109	8 10 0	1.7040	95	135	0 0 2.75	.0438	89	116
August.....	0 4 0	.5840	108	119	9 15 0	1.3790	109	109	0 0 3.13	.0428	101	113
September.....	0 4 2	.5475	113	112	9 10 0	1.0330	106	82	0 0 3.75	.0425	121	112
October.....	0 4 0	.4560	108	93	14 0 0	.8830	156	70	0 0 3.50	.0392	113	104
November.....	0 4 0	.4550	108	93	15 10 0	.8440	173	67	0 0 3.60	.0313	113	83
December.....	0 4 0	.4613	108	94	7 7 6	.9230	82	73	0 0 3.50	.0313	113	83
1915—Year.....	0 4 5.50	.5749	120	118	9 16 0.50	.9528	109	75	0 0 3.34	.0335	108	89
Quarters—												
First.....	0 4 2.67	.5608	114	115	11 8 4	.9393	127	74	0 0 3.25	.0347	105	92
Second.....	0 4 8	.6131	126	125	8 15 0	1.0340	97	82	0 0 3.13	.0345	101	91
Third.....	0 4 4.33	.5192	118	106	10 7 6	.8737	116	69	0 0 3.42	.0321	110	85
Fourth.....	0 4 7	.6043	124	124	8 13 4	.9640	97	76	0 0 3.58	.0329	115	87
Months—												
January.....	0 4 0	.5520	108	113	13 15 0	.8890	153	70	0 0 3.50	.0330	113	87
February.....	0 4 2	.5525	113	113	12 10 0	.9760	139	77	0 0 3	.0356	97	94
March.....	0 4 6	.5800	122	119	8 0 0	.9530	89	75	0 0 3.25	.0360	105	95
April.....	0 4 8	.5950	126	122	8 10 0	1.0440	95	82	0 0 3.35	.0350	109	93
May.....	0 4 8	.6420	126	131	8 15 0	1.0290	97	81	0 0 2.75	.0344	89	91
June.....	0 4 8	.5950	126	122	9 0 0	1.0290	100	81	0 0 3.25	.0342	105	90
July.....	0 4 6	.5280	122	108	10 2 6	.9300	113	73	0 0 3.50	.0335	113	89
August.....	0 4 4	.5950	117	103	10 10 0	.8630	117	68	0 0 3.50	.0313	113	83
September.....	0 4 3	.5225	115	107	10 10 0	.8280	117	65	0 0 3.25	.0313	105	83
October.....	0 4 4	.5700	117	117	10 15 0	.9480	120	75	0 0 3.50	.0313	113	83
November.....	0 4 7	.6200	124	127	7 15 0	.9480	86	75	0 0 3.50	.0320	113	85
December.....	0 4 10	.6260	131	128	7 10 0	.9960	84	79	0 0 3.75	.0351	121	92

a No quotation.

b Interpolated.

## WHOLESALE PRICES IN AUSTRALIA AND THE UNITED STATES, BY MONTHS, QUARTERS, AND YEARS, 1913-1918—Continued.

Market... Unit..... Base price.	Oil, linseed, raw.				Onions.				Peanuts.			
	Actual price.		Relative price.		Actual price.		Relative price.		Actual price.		Relative price.	
	Australia.	U. S.	Australia.	U. S.	Australia.	U. S.	Australia.	U. S.	Australia.	U. S.	Australia.	U. S.
	Melbourne. Gallon.	New York. Gallon.	Briarbane. Ton.	General. Bushel.	Brisbane. Pound.	Norfolk. Pound.						
£ s. d.	Dolls.	£ s. d.	Dolls.	£ s. d.	Dolls.	£ s. d.	Dolls.	£ s. d.	Dolls.			
1916—Year	0 5 5.67	.7662	148	157	6 5 3.27	1.3458	70	106	0 0 3.41	.0346	110	92
Quarters—												
First	0 5 5.33	.7458	147	153	6 5 10	1.2327	70	97	0 0 4.04	.0367	130	97
Second	0 5 7	.7154	151	146	6 5 0	1.2687	70	100	0 0 2.96	.0347	95	92
Third	0 5 3.67	.6986	143	143	6 16 10	1.3457	65	106	0 0 3.17	.0321	102	85
Fourth	0 5 6.67	.9085	150	186	6 17 6	1.5363	77	121	0 0 3.50	.0353	113	93
Months—												
January	0 5 4	.7175	144	147	6 5 0	1.1320	70	89	0 0 4.25	.0375	137	99
February	0 5 4	.7450	144	152	4 12 6	1.2630	52	100	0 0 4.38	.0363	141	96
March	0 5 8	.7750	153	159	8 0 0	1.3030	89	103	0 0 3.50	.0363	113	96
April	0 5 9	.7620	155	156	7 0 0	1.2350	78	97	0 0 3.25	.0355	105	94
May	0 5 6	.7175	149	147	6 0 0	1.2330	67	97	0 0 3.13	.0341	101	90
June	0 5 6	.6550	149	134	5 15 0	1.3380	64	106	0 0 2.50	.0344	81	91
July	0 5 4	.6680	144	137	6 0 0	1.4730	67	116	0 0 2.50	.0330	81	87
August	0 5 4	.7175	144	147	6 0 6	1.3530	67	105	0 0 3.50	.0321	113	85
September	0 5 3	.7140	142	146	5 10 0	1.2290	61	97	0 0 3.50	.0313	113	83
October	0 5 3	.8500	142	174	6 15 0	1.3140	75	104	0 0 3.50	.0319	113	84
November	0 5 6	.9450	149	193	(a)	1.5380	b 77	121	(a)	.0370	b 113	98
December	0 5 11	.9260	160	189	7 0 0	1.7575	78	139	0 0 3.50	.0368	113	97
1917—Year	0 7 4.92	1.1288	200	231	12 13 9	2.7115	141	214	0 0 3.67	.0680	118	188
Quarters—												
First	0 6 2.33	.9585	167	196	8 13 4	3.4750	97	274	0 0 3.25	.0445	105	118
Second	0 6 11.33	1.1862	188	243	8 11 8	4.0053	96	316	0 0 3.33	.0765	107	202
Third	0 7 10	1.1846	212	242	12 13 4	1.6620	141	131	0 0 3.42	.0771	110	204
Fourth	0 8 8	1.1862	234	243	20 16 8	1.7037	232	134	0 0 4.67	.0855	151	228
Months—												
January	0 6 1	.9400	164	192	9 0 0	2.0840	100	165	0 0 3.50	.0385	113	102
February	0 6 2	.9325	167	191	8 10 0	3.5790	95	283	0 0 3.75	.0427	121	113
March	0 6 4	.9940	171	203	8 10 0	4.7620	95	376	0 0 2.50	.0508	81	134
April	0 6 6	1.1500	176	235	8 15 0	4.9560	97	391	0 0 3	.0677	97	179
May	0 6 10	1.2325	185	252	9 10 0	3.9800	106	314	0 0 3.25	.0816	105	216
June	0 7 6	1.1780	203	241	7 10 0	3.0800	84	243	0 0 3.75	.0795	121	210
July	0 7 10	1.1180	212	229	7 10 0	2.0100	84	159	0 0 3	.0783	97	207
August	0 7 10	1.2250	212	251	17 10 0	1.5470	195	122	0 0 3.50	.0763	113	202
September	0 7 10	1.2080	212	247	13 0 0	1.4290	145	113	0 0 3.75	.0763	121	202
October	0 8 6	1.1450	230	234	23 10 0	1.5750	262	124	0 0 5.50	(a)	177	b 228
November	0 8 9	1.1800	236	241	26 0 0	1.7660	290	139	0 0 3.50	.0878	113	232
December	0 8 9	1.2240	236	250	13 0 0	1.7700	145	140	0 0 5	.0844	161	223
1918—Year		1.6011		328		1.5210		120		.0952		252
Quarters—												
First	0 8 11	1.3812	241	293	8 1 8	1.6970	90	134	0 0 5	.0938	161	248
Second	0 9 3	1.5762	250	323	11 11 8	1.3583	129	107	0 0 4.25	.1104	137	292
Third		1.8577		380		1.6353		129		.0979		259
Fourth		1.5892		325		1.3933		110		.0786		208
Months—												
January	0 8 9	1.2850	236	263	9 0 0	1.7890	100	141	0 0 5	.0900	161	238
February	0 9 0	1.3050	243	267	7 15 0	1.8320	86	145	0 0 4	.0950	129	251
March	0 9 0	1.5190	243	311	7 10 0	1.4700	84	116	0 0 6	.0956	194	253
April	0 9 0	1.5600	243	319	7 10 0	1.3410	84	106	0 0 4.50	.1069	145	283
May	0 9 0	1.5775	243	323	9 5 0	1.3470	103	106	0 0 3.75	.1131	121	299
June	0 9 9	1.5880	263	325	18 0 0	1.3870	201	109	0 0 4.50	.1110	145	294
July		1.7725		363	18 10 0	1.6260	206	125	0 0 4	.0994	129	263
August		1.8960		388		1.6470		130		.0970		257
September		1.8950		388		1.6330		129		.0975		258
October		1.6550		339		1.4320		113		.0975		258
November		1.5830		325		1.4310		113		.0813		215
December		1.5500		317		1.3170		104		.0663		149

a No quotation.

b Interpolated.

## WHOLESALE PRICES IN AUSTRALIA AND THE UNITED STATES, BY MONTHS, QUARTERS, AND YEARS, 1913-1918—Continued.

Market... Unft.....	Pine flooring.				Potatoes, white.				Quicksilver.			
	Actual price.		Relative price.		Actual price.		Relative price.		Actual price.		Relative price.	
	Australia.	U. S.	Australia.	U. S.	Australia.	U. S.	Australia.	U. S.	Australia.	U. S.	Australia.	U. S.
	Melbourne.	At mills.			Brisbane.	Chicago.			Melbourne.	New York.		
	100 ft.	M bd.ft.			Ton.	Bushel			Pound.	Flask		
										(75 lbs).		
Base price.	£ s. d.	Dolls.			£ s. d.	Dolls.			£ s. d.	Dolls.		
	0 13 2.88	21.935			8 8 2.18	0.7306			0 2 11	38.7083		
1913—Year.....	0 13 2.75	23.3267	100	106	8 1 2.18	.6143	96	84	0 2 11	39.5833	100	102
Quarters—												
First.....	0 13 0	(a)	98	(a)	8 1 0	.4513	96	62	0 2 11	40.0000	100	103
Second.....	0 13 4	24.7400	101	113	8 0 0	.5183	95	71	0 2 11	39.3333	100	102
Third.....	0 13 4	24.2400	101	111	7 7 6	.8128	88	111	0 2 11	40.0000	100	103
Fourth.....	0 13 3	21.0000	100	96	8 11 8	.6609	102	90	0 2 11	39.0000	100	101
Months—												
January.....	0 13 0	(a)	98	(a)	9 0 0	.4700	107	64	0 2 11	40.0000	100	103
February.....	0 13 0	(a)	98	(a)	6 3 0	.4575	73	63	0 2 11	40.0000	100	103
March.....	0 13 0	(a)	98	(a)	9 0 0	.4263	107	58	0 2 11	40.0000	100	103
April.....	0 13 0	24.7400	98	113	8 10 0	.3960	101	54	0 2 11	39.0000	100	101
May.....	0 13 6	24.7400	102	113	7 0 0	.4775	83	65	0 2 11	39.0000	100	101
June.....	0 13 6	24.7400	102	113	8 10 0	.6813	101	93	0 2 11	40.0000	100	103
July.....	0 13 6	24.2400	102	111	7 5 0	.7800	86	107	0 2 11	40.0000	100	103
August.....	0 13 3	24.2400	100	111	(a)	.8525	b 83	117	0 2 11	40.0000	100	103
September.....	0 13 3	24.2400	100	111	7 10 0	.8060	89	110	0 2 11	40.0000	100	103
October.....	0 13 3	21.0000	100	96	8 0 0	.6450	95	88	0 2 11	40.0000	100	103
November.....	0 13 3	21.0000	100	96	10 0 0	.6938	119	95	0 2 11	38.0000	100	98
December.....	0 13 3	21.0000	100	96	7 15 0	.6440	92	88	0 2 11	39.0000	100	101
1914—Year.....	0 13 2.88	20.7500	100	95	8 4 9.50	.6928	98	95	0 2 11	45.5000	100	118
Quarters—												
First.....	0 13 3	21.0000	100	96	10 8 4	.6456	124	88	0 2 11	38.3333	100	99
Second.....	0 13 1.50	21.5000	99	98	6 18 4	.8032	82	110	0 2 11	37.5000	100	97
Third.....	0 13 4	20.5000	101	93	7 2 6	.9089	85	124	0 2 11	53.3333	100	139
Fourth.....	0 13 3	20.0000	100	91	8 10 0	.4168	101	57	0 2 11	52.3333	100	135
Months—												
January.....	0 13 3	21.0000	100	96	12 10 0	.6563	149	90	0 2 11	39.0000	100	101
February.....	0 13 3	21.0000	100	96	8 10 0	.6525	101	89	0 2 11	38.0000	100	98
March.....	0 13 3	21.0000	100	96	10 5 0	.6280	122	86	0 2 11	38.0000	100	98
April.....	0 12 9	21.5000	96	98	7 15 0	.6875	92	94	0 2 11	37.5000	100	97
May.....	0 13 3.75	21.5000	101	98	8 10 0	.7200	101	99	0 2 11	37.5000	100	97
June.....	0 13 3.75	21.5000	101	98	4 10 0	1.0020	54	137	0 2 11	37.5000	100	97
July.....	0 13 4.50	21.5000	101	93	7 15 0	1.2063	92	165	0 2 11	36.5000	100	94
August.....	0 13 4.50	20.5000	101	93	8 15 0	.7875	104	108	0 2 11	40.0000	100	103
September.....	0 13 3	20.5000	100	93	4 17 6	.7330	58	100	0 2 11	85.0000	100	220
October.....	0 13 4.50	20.0000	101	91	13 0 0	.4688	155	64	0 2 11	57.0000	100	147
November.....	0 13 4.50	20.0000	101	91	6 15 0	.4125	80	56	0 2 11	47.5000	100	123
December.....	0 13 0	20.0000	98	91	5 15 0	.3690	68	51	0 2 11	52.5000	100	136
1915—Year.....	0 15 11.50	19.5000	121	89	11 15 2.50	.4548	140	62	0 4 8.17	81.0000	160	209
Quarters—												
First.....	0 13 8.50	20.0000	104	91	7 18 4	.3963	94	54	0 2 11	54.6667	100	141
Second.....	0 15 8	19.0000	118	87	8 8 4	.3918	100	54	0 3 11.67	73.1667	136	189
Third.....	0 17 0	19.0000	128	87	11 2 6	.4387	132	60	0 5 6	92.3333	189	239
Fourth.....	0 17 5.50	20.0000	132	91	19 11 8	.5980	233	82	0 6 4	103.8333	217	268
Months—												
January.....	0 13 3	20.0000	100	91	12 5 0	.4063	146	56	0 2 11	50.0000	100	129
February.....	0 13 3	20.0000	100	91	5 10 0	.4125	65	56	0 2 11	54.0000	100	140
March.....	0 14 7.50	20.0000	110	91	6 0 0	.3700	71	51	0 2 11	60.0000	100	155
April.....	0 15 0	19.0000	113	87	9 10 0	.4050	113	55	0 2 11	67.0000	100	173
May.....	0 15 6	19.0000	117	87	6 5 0	.4213	74	58	0 4 6	73.5000	154	190
June.....	0 16 6	19.0000	125	87	9 10 0	.3490	113	48	0 4 6	79.0000	154	204
July.....	0 16 6	19.0000	125	87	13 2 6	.4438	156	61	0 4 6	93.5000	154	242
August.....	0 17 0	19.0000	128	87	8 0 0	.4710	95	64	0 6 0	94.5000	206	244
September.....	0 17 6	19.0000	132	87	12 5 0	.4013	146	55	0 6 0	89.0000	206	230
October.....	0 17 6	20.0000	132	91	16 0 0	.4963	190	68	0 6 0	89.0000	206	230
November.....	0 17 5.25	20.0000	132	91	20 0 0	.5640	238	77	0 6 6	97.5000	223	252
December.....	0 17 5.25	20.0000	132	91	22 15 0	.7398	271	100	0 6 6	125.0000	223	323

a No quotation.

b Interpolated.

## WHOLESALE PRICES IN AUSTRALIA AND THE UNITED STATES, BY MONTHS, QUARTERS, AND YEARS 1913-1918—Continued.

Market... Unit.....	Pine flooring.				Potatoes, white.				Quicksilver.			
	Actual price.		Relative price.		Actual price.		Relative price.		Actual price.		Relative price.	
	Australia.	U. S.	Australia.	U. S.	Australia.	U. S.	Australia.	U. S.	Australia.	U. S.	Australia.	U. S.
Base price.	£ s. d. 0 13 2 88	Dolls. 21. 935			£ s. d. 8 8 2 18	Dolls. 0. 7306			£ s. d. 0 2 11	Dolls. 38 7083		
1916—Year.....	0 19 1 13	19. 7500	144	90	11 5 0 55	1. 1108	131	152	0 6 10	128. 8333	234	333
Quarters—												
First.....	0 17 8 50	21. 0000	184	96	16 5 0	. 9507	193	130	0 6 6	235. 0000	223	607
Second.....	0 18 11	20. 0000	143	91	9 8 4	. 9418	112	129	0 6 10	123. 0000	234	318
Third.....	0 19 9	20. 0000	149	91	10 2 6	1. 1104	120	152	0 7 0	78. 3333	240	202
Fourth.....	1 0 0	18. 0000	151	82	8 4 0	1. 4525	98	199	0 7 0	79. 0000	240	204
Months—												
January.....	0 17 5 25	21. 0000	132	96	17 5 0	. 9913	205	136	0 6 6	157. 5000	223	407
February.....	0 17 5 25	21. 0000	132	96	17 10 0	. 9320	208	128	0 6 6	287. 5000	223	743
March.....	0 18 3	21. 0000	138	96	14 0 0	. 9288	166	127	0 6 6	260. 0000	223	672
April.....	0 18 6	20. 0000	140	91	10 10 0	. 8475	125	116	0 6 6	180. 0000	223	465
May.....	0 19 0	20. 0000	144	91	9 0 0	. 9530	107	130	0 7 0	115. 0000	240	297
June.....	0 19 3	20. 0000	145	91	8 15 0	1. 0250	104	140	0 7 0	74. 0000	240	191
July.....	0 19 3	20. 0000	145	91	11 0 0	. 8625	131	118	0 7 0	80. 0000	240	207
August.....	1 0 0	20. 0000	151	91	11 5 0	1. 1000	134	151	0 7 0	78. 0000	240	202
September.....	1 0 0	20. 0000	151	91	8 2 6	1. 3688	97	187	0 7 0	77. 0000	240	199
October.....	1 0 0	18. 0000	151	82	10 5 0	1. 3100	122	179	0 7 0	77. 0000	240	199
November.....	1 0 0	18. 0000	151	82	(a)	1. 5563	b 98	213	0 7 0	80. 0000	240	207
December.....	1 0 0	18. 0000	151	82	6 3 0	1. 4913	73	204	0 7 0	80. 0000	240	207
1917—Year.....	1 3 2 18	28. 0000	175	128	8 15 4 99	1. 9226	104	263	0 7 9 50	105. 5577	267	273
Quarters—												
First.....	1 0 0	21. 0000	154	96	5 5 10	2. 1500	63	294	0 7 0	102. 4231	240	265
Second.....	1 3 2	26. 0000	175	119	6 9 1 99	2. 7692	77	379	0 7 4	103. 2692	251	267
Third.....	1 3 6	33. 0000	178	150	7 12 6	1. 5000	91	205	0 8 4	110. 7692	256	286
Fourth.....	1 5 0	32. 0000	189	146	15 14 1 99	1. 1412	187	156	0 8 6	105. 7692	291	273
Months—												
January.....	1 0 0	21. 0000	151	96	5 5 0	1. 7950	62	246	0 7 0	80. 8000	240	209
February.....	1 0 0	21. 0000	151	96	5 0 0	2. 4688	59	338	0 7 0	118. 7500	240	307
March.....	(a)	21. 0000	b 161	96	5 12 6	2. 2750	67	311	0 7 0	113. 1250	240	292
April.....	1 2 6	26. 0000	170	119	8 2 6	2. 6688	97	365	0 7 0	117. 0000	240	302
May.....	1 3 6	26. 0000	178	119	5 2 6	2. 7050	61	370	0 7 0	107. 3000	240	277
June.....	1 3 6	26. 0000	178	119	6 2 6	2. 9500	73	404	0 8 0	84. 5000	274	218
July.....	1 3 6	33. 0000	178	150	6 0 0	2. 3750	71	325	0 8 0	106. 0000	274	274
August.....	1 3 6	33. 0000	178	150	9 10 0	1. 4583	113	200	0 8 6	115. 0000	291	297
September.....	1 3 6	33. 0000	178	150	7 7 6	1. 0938	88	150	0 8 6	112. 5000	291	291
October.....	1 5 0	32. 0000	189	146	16 10 0	1. 1880	196	163	0 8 6	101. 0000	291	261
November.....	1 5 0	32. 0000	189	146	17 7 6	1. 1363	207	156	0 8 6	102. 5000	291	265
December.....	1 5 0	32. 0000	189	146	13 5 0	1. 0875	158	149	0 8 6	115. 0000	291	297
1918—Year.....	1 5 1 23		190									
Quarters—												
First.....	1 4 1	35. 0000	182	160	4 12 6	1. 0511	55	144	0 8 6	123. 8462	291	320
Second.....	1 4 3 50	38. 0000	183	173	6 1 4 20	. 7639	79	105	0 8 6	120. 4615	291	311
Third.....	1 4 10 50	37. 5000	188	171		1. 3219		181		125. 5769		324
Fourth.....	1 8 2 25		213									
Months—												
January.....	1 5 0	35. 0000	189	160	4 17 6	1. 2720	58	174	0 8 6	126. 5000	291	327
February.....	1 3 7 50	35. 0000	178	160	4 5 0	1. 1363	51	156	0 8 6	121. 8750	291	315
March.....	1 3 7 50	35. 0000	178	160	4 15 0	. 6900	56	94	0 8 6	122. 5000	291	316
April.....	1 3 7 50	38. 0000	178	173	6 10 0	. 6870	77	94	0 8 6	123. 0000	291	318
May.....	1 4 4 50	38. 0000	184	173	6 0 6	. 6750	72	92	0 8 6	118. 1250	291	305
June.....	1 4 10 50	38. 0000	188	173	7 10 0	. 9488	89	130	0 8 6	119. 6250	291	309
July.....	1 4 10 50	37. 5000	188	171	9 2 6	1. 0350	109	142	0 8 6	125. 0000	291	323
August.....	1 4 10 50	37. 5000	188	171		1. 5300		209		125. 0000		323
September.....	1 4 10 50	37. 5000	188	171		1. 3613		186		126. 8750		328
October.....	1 4 10 50		188			. 9930		136		126. 0000		326
November.....	(a)		(a)			. 9658		132		127. 5000		329
December.....	1 11 6		238									

a No quotation.

b Interpolated.

## WHOLESALE PRICES IN AUSTRALIA AND THE UNITED STATES, BY MONTHS, QUARTERS, AND YEARS, 1913-1918—Continued.

Market...	Resin.				Rice.				Sheep, best, wethers.			
	Actual price.		Relative price.		Actual price.		Relative price.		Actual price.		Relative price.	
	Australia.	U. S.	Australia.	U. S.	Australia.	U. S.	Australia.	U. S.	Australia.	U. S.	Australia.	U. S.
Unit.....	Mel-bourne. Cwt.	New York. Barrel.			Mel-bourne. Ton.	New Orleans. Pound.			Sydney. Head...	Chicago. Cwt.		
Base price.	£ s. d. 0 13 11.50	Dolls. 4.1250			£ s. d. 25 5 0	Dolls. 0.0315			£ s. d. 1 1 0.75	Dolls. 5.3328		
1913—Year	0 15 1.56	4.8167	108	117	25 5 0	.0345	100	110	0 19 0.25	5.3471	90	100
Quarters—												
First.....	0 16 0	6.0667	115	147	25 5 0	.0357	100	113	0 16 6	6.1396	78	115
Second.....	0 16 0	5.0167	115	122	25 5 0	.0370	100	117	0 19 10	6.7800	94	108
Third.....	0 14 8	4.1500	105	101	25 5 0	.0319	100	101	1 0 2	4.6396	96	87
Fourth.....	0 13 10	4.0333	99	98	25 5 0	.0332	100	105	0 19 7	4.8467	93	91
Months—												
January.....	0 16 0	5.9500	115	144	25 5 0	.0350	100	111	0 17 0	5.7063	81	107
February.....	0 16 0	5.7500	115	139	25 5 0	.0350	100	111	0 15 3	6.1125	72	115
March.....	0 16 0	6.5000	115	158	25 5 0	.0372	100	118	0 17 3	6.6000	82	124
April.....	0 16 0	5.5000	115	133	25 5 0	.0382	100	121	0 19 0	6.5875	90	124
May.....	0 16 0	4.7500	115	115	25 5 0	.0374	100	119	0 19 6	5.7125	93	107
June.....	0 16 0	4.8000	115	116	25 5 0	.0353	100	112	1 1 0	5.0400	100	95
July.....	0 15 0	4.0000	107	97	25 5 0	.0346	100	110	1 1 0	4.8813	100	92
August.....	0 15 0	4.2500	107	103	25 5 0	.0314	100	100	1 0 6	4.5625	97	86
September.....	0 14 0	4.2000	100	102	25 5 0	.0300	100	105	0 19 0	4.4750	90	84
October.....	0 14 0	2.0000	100	97	25 5 0	.0353	100	106	1 0 6	4.7500	97	89
November.....	0 13 6	4.0000	97	97	25 5 0	.0344	100	109	1 0 6	4.7250	97	89
December.....	0 14 0	4.1000	100	99	25 5 0	.0319	100	101	0 17 9	5.0650	84	95
1914—Year	0 14 2	4.0167	102	97	25 11 8	.0337	101	107	1 2 1.50	5.8301	105	109
Quarters—												
First.....	0 14 0	4.2167	100	102	25 5 0	.0311	100	99	1 1 3	5.8267	101	109
Second.....	0 13 4	4.1000	96	99	25 5 0	.0296	100	94	1 3 3	6.0181	110	113
Third.....	0 14 0	3.9667	100	96	25 5 0	.0389	100	123	1 2 9	5.6975	108	107
Fourth.....	0 15 4	3.7833	110	92	26 11 8	.0353	105	112	1 1 3	5.7709	101	108
Months—												
January.....	0 14 0	4.0000	100	97	25 5 0	.0319	100	101	1 0 6	5.7188	97	107
February.....	0 14 0	4.4000	100	107	25 5 0	.0307	100	97	1 2 9	5.7563	108	108
March.....	0 14 0	4.2500	100	103	25 5 0	.0307	100	97	1 0 6	6.0050	97	113
April.....	0 14 0	4.1500	100	101	25 5 0	.0291	100	92	1 4 6	6.4000	116	120
May.....	0 14 0	4.1000	100	99	25 5 0	.0292	100	93	1 0 9	5.8875	99	110
June.....	0 12 0	4.0500	86	98	25 5 0	.0308	100	98	1 4 6	5.7667	116	108
July.....	0 12 0	4.2000	86	102	25 5 0	.0315	100	100	1 3 6	5.6813	112	107
August.....	0 14 0	3.9500	100	96	25 5 0	.0399	100	127	1 3 0	5.6800	109	107
September.....	0 16 0	3.7500	115	91	25 5 0	.0472	100	150	1 1 9	5.7313	103	107
October.....	0 16 0	3.8500	115	93	25 5 0	.0373	100	118	1 3 3	5.6875	110	107
November.....	0 16 0	3.7500	115	91	27 5 0	.0322	108	102	1 0 6	5.8688	97	110
December.....	0 14 0	3.7500	100	91	27 5 0	.0360	108	114	1 0 0	5.7503	95	108
1915—Year	0 18 4	3.7667	131	91	27 5 0	.0417	108	132	1 7 2.08	6.6899	129	125
Quarters—												
First.....	0 15 10	3.5000	113	85	27 5 0	.0405	108	129	1 2 3.33	6.7650	106	127
Second.....	1 1 4	3.4167	153	83	27 5 0	.0437	108	139	1 5 1	7.5134	119	141
Third.....	0 19 0	3.3167	136	80	27 5 0	.0426	108	135	1 14 5	6.1729	163	116
Fourth.....	0 17 2	4.8333	123	117	27 5 0	.0401	108	127	1 6 11	6.2046	128	116
Months—												
January.....	0 14 0	3.6000	100	87	27 5 0	.0383	108	122	1 4 1	6.0625	114	114
February.....	0 16 0	3.5000	115	85	27 5 0	.0405	108	129	1 1 0	6.6125	100	124
March.....	0 17 6	3.4000	125	82	27 5 0	.0432	108	137	1 1 9	7.6200	103	143
April.....	1 0 0	3.4000	143	82	27 5 0	.0435	108	138	1 3 0	8.2188	109	154
May.....	1 2 0	3.6500	158	88	27 5 0	.0438	108	139	1 4 3	7.9650	115	149
June.....	1 2 0	3.2000	158	78	27 5 0	.0438	108	139	1 8 0	6.3563	133	119
July.....	1 2 0	3.4500	158	84	27 5 0	.0438	108	139	1 14 0	6.3938	161	120
August.....	1 0 0	3.2500	143	79	27 5 0	.0425	108	135	1 16 0	6.3500	172	119
September.....	0 15 0	3.2500	107	79	27 5 0	.0411	108	130	1 13 0	5.7750	157	108
October.....	0 15 0	3.7000	107	90	27 5 0	.0404	108	128	1 13 6	6.1750	159	116
November.....	0 18 0	4.8000	129	116	27 0 0	.0410	107	130	1 4 3	6.0700	115	114
December.....	0 18 6	6.0000	133	145	27 10 0	.0393	109	125	1 3 0	6.3688	109	119

## WHOLESALE PRICES IN AUSTRALIA AND THE UNITED STATES, BY MONTHS, QUARTERS, AND YEARS, 1913-1918—Continued.

Market... Unit..... Base price.	Resin.				Rice.				Sheep, best, wethers.			
	Actual price.		Relative price.		Actual price.		Relative price.		Actual price.		Relative price.	
	Australia.	U. S.	Australia.	U. S.	Australia.	U. S.	Australia.	U. S.	Australia.	U. S.	Australia.	U. S.
	Melbourne. Cwt.....	New York. Barrel.....	.....	.....	Melbourne. Ton.....	New Orleans. Pound.....	.....	.....	Sydney. Head.....	Chicago. Cwt.....	.....	.....
£ s. d.	Dolls.	£ s. d.	Dolls.	£ s. d.	Dolls.	£ s. d.	Dolls.	£ s. d.	Dolls.	£ s. d.	Dolls.	
0 13 11.50	4.1250	.....	.....	27 10 0	0.0315	.....	.....	1 1 0 7.5	5.3328	.....	.....	
1916—Year.....	1 2 8.50	5.8000	163 141	27 10 0	.0375	109	119	1 14 3.55	7.9942	163	150	
Quarters—												
First.....	1 1 8	5.7000	155 138	27 10 0	.0395	109	122	1 10 8	7.8713	146	148	
Second.....	1 2 6	4.8667	161 118	27 10 0	.0388	109	123	1 14 10	8.2304	165	154	
Third.....	1 2 8	6.1000	162 148	27 10 0	.0381	109	121	1 19 9	7.5659	183	142	
Fourth.....	1 4 0	6.5338	172 158	27 10 0	.0347	109	110	1 13 9	8.3479	160	157	
Months—												
January.....	1 0 0	5.9500	143 144	27 10 0	.0388	109	123	1 7 6	7.3200	131	137	
February.....	1 2 6	5.7500	161 139	27 10 0	.0388	109	123	1 10 0	7.8563	142	147	
March.....	1 2 6	5.4000	161 131	27 10 0	.0380	109	121	1 14 6	8.4375	164	158	
April.....	1 2 6	5.2000	161 126	27 10 0	.0382	109	121	1 14 6	8.7500	164	164	
May.....	1 2 6	4.3000	161 104	27 10 0	.0388	109	123	1 15 0	8.7850	166	165	
June.....	1 2 6	5.1000	161 124	27 10 0	.0393	109	125	1 15 0	7.1583	166	134	
July.....	1 2 6	5.5000	161 133	27 10 0	.0389	109	123	2 0 0	7.6600	190	144	
August.....	1 2 6	6.6500	161 161	27 10 0	.0378	109	120	1 19 6	7.3813	188	138	
September.....	1 3 0	6.1500	165 149	27 10 0	.0376	109	119	(a)	7.6563	b 173	144	
October.....	1 4 0	6.2500	172 152	27 10 0	.0355	109	113	1 13 0	7.7500	157	145	
November.....	1 4 0	6.5500	172 159	27 10 0	.0347	109	110	1 16 6	8.2313	173	154	
December.....	1 4 0	6.8000	172 165	27 10 0	.0340	109	108	1 11 9	9.0625	151	170	
1917—Year.....	1 7 7	6.3917	198 155	27 10 0	.0595	109	189	1 18 7.75	11.7080	183	220	
Quarters—												
First.....	1 3 0	6.4750	165 157	27 10 0	.0354	109	112	1 16 11	11.0865	175	208	
Second.....	1 5 0	6.2000	179 150	27 10 0	.0644	109	204	1 15 5	12.7481	168	239	
Third.....	1 10 4	5.9500	217 144	27 10 0	.0668	109	212	2 3 4	10.5962	206	199	
Fourth.....	1 12 0	6.9417	229 168	27 10 0	.0725	109	230	1 18 11	12.3518	185	232	
Months—												
January.....	1 3 6	6.6000	168 160	27 10 0	.0344	109	109	1 12 0	10.1000	152	189	
February.....	1 3 6	6.5500	168 159	27 10 0	.0344	109	109	2 0 0	11.4688	190	215	
March.....	1 2 0	6.2750	158 152	27 10 0	.0370	109	117	1 18 9	11.9375	184	224	
April.....	1 4 0	6.0000	172 145	27 10 0	.0577	109	183	1 14 9	12.5100	165	235	
May.....	1 4 0	6.3000	172 153	27 10 0	.0674	109	214	1 13 6	14.9500	157	280	
June.....	1 7 0	6.3000	193 153	27 10 0	.0675	109	214	1 18 0	10.8438	180	203	
July.....	1 10 0	6.0000	215 145	27 10 0	.0675	109	214	2 3 0	10.0000	204	188	
August.....	1 10 0	5.8500	215 142	27 10 0	.0658	109	209	2 6 0	10.3750	218	195	
September.....	1 11 0	6.0000	222 145	27 10 0	.0674	109	214	2 1 0	11.5625	195	217	
October.....	1 12 0	6.8000	229 165	27 10 0	.0727	109	231	1 0 6	12.1500	192	228	
November.....	1 12 0	6.8500	229 166	27 10 0	.0722	109	229	1 1 6	12.4813	197	234	
December.....	1 12 0	7.1750	229 174	27 10 0	.0725	109	230	1 14 9	12.4500	165	233	
1918—Year.....	1 10 8	10.5561	.....	256	.0777	.....	244	.....	12.5981	.....	236	
Quarters—												
First.....	1 10 8	6.8921	220 167	27 10 0	.0737	109	234	1 17 9.17	13.1458	179	247	
Second.....	1 11 4	7.9254	224 192	30 0 0	.0847	119	269	2 0 0.67	14.9632	190	281	
Third.....	.....	12.0563	.....	292 30 0 0	.0827	119	242	2 0 0	12.1071	190	227	
Fourth.....	.....	15.3504	.....	372	.0720	.....	229	.....	10.2500	.....	192	
Months—												
January.....	1 12 0	7.1200	229 173	27 10 0	.0722	109	229	2 1 3.50	12.7500	196	239	
February.....	1 10 0	6.9688	215 169	27 10 0	.0721	109	229	1 16 0	12.8125	171	240	
March.....	1 10 0	6.5875	215 160	27 10 0	.0759	109	241	1 16 0	13.8750	171	260	
April.....	1 10 0	6.0700	215 147	30 0 0	.0833	119	264	2 2 11	16.2250	204	304	
May.....	1 10 0	7.7250	215 187	30 0 0	.0849	119	270	1 17 9	15.6188	179	293	
June.....	1 14 0	9.9813	244 242	30 0 0	.0860	119	273	1 19 6	12.7500	188	239	
July.....	1 14 0	11.0000	244 267	30 0 0	.0869	119	276	2 3 6	12.3000	207	231	
August.....	.....	11.5250	.....	279 30 0 0	(a)	119	b 242	2 0 0	12.4063	190	233	
September.....	.....	13.6438	.....	331 30 0 0	.0657	119	209	1 16 6	11.6750	173	219	
October.....	.....	15.1550	.....	367	.0734	.....	233	(a)	10.6563	b 179	200	
November.....	.....	15.9563	.....	387	.0694	.....	220	1 19 0	9.9638	185	187	
December.....	.....	14.9400	.....	362	.0725	.....	230	(a)	10.1500	(a)	190	

a No quotation.

b Interpolated.

WHOLESALE PRICES IN AUSTRALIA AND THE UNITED STATES, BY MONTHS, QUARTERS, AND YEARS, 1913-1918—Continued.

Market... Unit..... Base price.	Shot, lead.				Skins, calf, light.				Skins, sheep.			
	Actual price.		Relative price.		Actual price.		Relative price.		Actual price.		Relative price.	
	Australia.	U. S.	Australia.	U. S.	Australia.	U. S.	Australia.	U. S.	Australia.	U. S.	Australia.	U. S.
	Melbourne. Ton.....	Chicago. Bags (25 lbs).			Melbourne. Skin.....	Boston. Skin.....			Sydney. Pound..	Chicago. Pelt.....		
	£ s. d.	Dolls.			£ s. d.	Dolls.			£ s. d.	Dolls.		
1913—Year	29 11 8	1.9083	99	98	0 0 10.54	1.9750	103	96	0 0 7.69	1.0635	101	102
Quarters—												
First.....	29 6 8	1.8500	98	95	0 0 11.02	1.9250	108	94	0 0 7.88	1.4917	104	143
Second.....	29 0 0	1.8833	97	97	0 0 10.46	1.9250	102	94	0 0 7.88	1.1208	104	107
Third.....	30 0 0	1.9500	100	100	0 0 10.63	1.9917	104	97	0 0 7.50	.6500	99	62
Fourth.....	30 0 0	1.9500	100	100	0 0 10.05	2.0583	98	100	0 0 7.52	.9917	99	95
Months—												
January.....	31 0 0	1.8500	103	95	0 0 11.19	1.9250	109	94	0 0 7.88	1.5125	104	145
February.....	28 10 0	1.8500	95	95	0 0 11.13	1.9250	109	94	0 0 7.88	1.5250	104	146
March.....	28 10 0	1.8500	95	95	0 0 10.75	1.9250	105	94	0 0 7.88	1.4375	104	137
April.....	28 10 0	1.8500	95	95	0 0 10.13	1.9250	99	94	0 0 7.88	1.4375	104	137
May.....	28 10 0	1.8500	95	95	0 0 10.63	1.9250	104	94	0 0 7.88	.9625	104	92
June.....	30 0 0	1.9500	100	100	0 0 10.63	1.9250	104	94	0 0 7.88	.9625	104	92
July.....	30 0 0	1.9500	100	100	0 0 10.88	1.9250	106	94	0 0 7.63	.5500	100	53
August.....	30 0 0	1.9500	100	100	0 0 10.88	2.0250	106	99	0 0 7.25	.6750	95	65
September.....	30 0 0	1.9500	100	100	0 0 10.13	2.0250	99	99	0 0 7.63	.7250	100	69
October.....	30 0 0	1.9500	100	100	0 0 10.13	2.0250	99	99	0 0 7.63	.8625	100	82
November.....	30 0 0	1.9500	100	100	0 0 10.13	2.0750	99	101	0 0 7.63	.9375	100	90
December.....	30 0 0	1.9500	100	100	0 0 9.88	2.0750	96	101	0 0 7.31	1.1750	96	112
1914—Year	31 10 10	1.9375	105	99	0 0 10.18	2.0750	99	101	0 0 7.29	1.1724	96	112
Quarters—												
First.....	30 0 0	1.9500	100	100	0 0 9.71	2.0750	95	101	0 0 7.50	1.1875	99	114
Second.....	30 0 0	1.9500	100	100	0 0 10.58	(a)	103	b101	0 0 7.88	1.3542	104	129
Third.....	30 16 8	1.9500	103	100	0 0 10.75	(a)	104	b101	0 0 7.84	.8542	98	82
Fourth.....	35 6 8	1.9000	118	98	0 0 10	(a)	98	b101	0 0 6.13	1.2938	81	124
Months—												
January.....	30 0 0	1.9500	100	100	0 0 9.88	2.0750	96	101	0 0 7.25	1.1750	95	112
February.....	30 0 0	1.9500	100	100	0 0 9.63	(a)	94	b101	0 0 7.63	(a)	100	b114
March.....	30 0 0	1.9500	100	100	0 0 9.63	(a)	94	b101	0 0 7.63	(a)	100	b116
April.....	30 0 0	1.9500	100	100	0 0 10.25	(a)	100	b101	0 0 7.63	(a)	100	b116
May.....	30 0 0	1.9500	100	100	0 0 10.75	(a)	105	b101	0 0 7.88	1.2250	104	117
June.....	30 0 0	1.9500	100	100	0 0 10.75	(a)	105	b101	0 0 8.13	1.6250	107	155
July.....	30 0 0	1.9500	100	100	(a)	(a)	b105	b101	0 0 8.31	.7000	109	67
August.....	30 0 0	1.9500	100	100	0 0 10.75	(a)	105	b101	0 0 7.38	.8750	97	84
September.....	32 10 0	1.9500	108	100	(a)	(a)	b103	b101	(a)	.9875	b 88	b 94
October.....	34 0 0	1.9500	113	100	0 0 10.25	(a)	100	b101	0 0 6	(a)	79	b108
November.....	36 0 0	1.9500	120	100	(a)	(a)	b 98	b101	0 0 6	1.2750	79	122
December.....	36 0 0	1.8000	120	92	0 0 9.75	(a)	95	b101	0 0 6.38	1.4750	84	141
1915—Year	39 0 0	1.8250	130	94	0 0 9.63	2.0563	94	100	0 0 7.78	1.5750	102	151
Quarters—												
First.....	36 0 0	1.8000	120	92	0 0 10.08	(a)	98	b101	0 0 6.94	1.9583	91	187
Second.....	36 0 0	1.8000	120	92	0 0 10.46	2.0500	102	100	0 0 7.58	1.9000	100	182
Third.....	42 0 0	(a)	140	(a)	0 0 9.30	2.0500	91	100	0 0 8.31	.9208	109	88
Fourth.....	42 0 0	1.8667	140	96	0 0 8.67	2.0500	85	100	0 0 8.29	1.5208	109	146
Months—												
January.....	36 0 0	1.8000	120	92	0 0 9.75	(a)	95	b101	0 0 6.31	1.7750	83	170
February.....	36 0 0	1.8000	120	92	0 0 9.75	(a)	95	b101	0 0 7	1.9000	92	182
March.....	36 0 0	1.8000	120	92	0 0 10.75	(a)	105	b101	0 0 7.50	2.2000	99	210
April.....	36 0 0	1.8000	120	92	0 0 10.75	2.0500	105	100	0 0 7.50	2.2000	99	210
May.....	36 0 0	1.8000	120	92	0 0 10.75	2.0500	105	100	0 0 7.25	1.8750	95	179
June.....	36 0 0	(a)	120	(a)	0 0 9.88	2.0500	96	100	0 0 8	1.6250	105	155
July.....	42 0 0	(a)	140	(a)	0 0 9.63	2.0500	94	100	0 0 8.13	.7625	107	73
August.....	42 0 0	(a)	140	(a)	0 0 9.13	2.0500	89	100	0 0 8.75	.9500	115	91
September.....	42 0 0	(a)	140	(a)	0 0 9.13	2.0500	89	100	0 0 8.06	1.6500	106	100
October.....	42 0 0	1.8090	140	92	0 0 6.50	2.0500	63	100	0 0 8.13	1.2500	107	120
November.....	42 0 0	1.8000	140	92	0 0 9.38	2.0500	92	100	0 0 8.50	1.4500	112	139
December.....	42 0 0	2.0000	140	103	0 0 10.13	2.0500	99	100	0 0 8.25	1.8625	109	178

a No quotation.

b Interpolated.



## WHOLESALE PRICES IN AUSTRALIA AND THE UNITED STATES, BY MONTHS, QUARTERS, AND YEARS, 1913-1918—Continued.

Market... Unit..... Base price..	Shot, lead.				Skins, calf, light.				Skins, sheep.			
	Actual price.		Relative price.		Actual price.		Relative price.		Actual price.		Relative price.	
	Australia.	U. S.	Australia.	U. S.	Australia.	U. S.	Australia.	U. S.	Australia.	U. S.	Australia.	U. S.
	Melbourne. Ton.	Chicago. Bags (25 lbs).			Melbourne. Skin	Boston.			Sydney. Pound..	Chicago. Pelt..		
	£ s. d.	Dolls.			£ s. d.	Dolls.			£ s. d.	Dolls.		
1916—Year.....	45 3 4	2.6208	151	134	0 0 11.72	2.9021	116	142	0 0 10.06	1.9042	138	182
Quarters—												
First.....	43 0 0	2.1667	143	111	0 0 10.63	2.5500	104	124	0 0 9	2.2250	118	213
Second.....	45 13 4	2.8167	152	144	0 0 11.55	2.8500	113	139	0 0 9.63	1.7000	127	163
Third.....	46 0 0	3.2500	153	167	0 1 0.19	2.9000	121	141	0 0 11.25	1.2583	148	120
Fourth.....	46 0 0	2.2500	153	115	0 1 0.67	3.3083	124	161	0 0 11.13	2.4333	151	233
Months—												
January.....	42 0 0	2.0000	140	103	0 0 10.13	2.5500	99	124	0 0 8.50	2.0750	112	198
February....	42 0 0	2.2500	140	115	0 0 10.88	2.5500	106	124	0 0 9.26	2.1750	122	208
March.....	45 0 0	2.2500	150	115	0 0 10.88	2.5000	106	124	0 0 9.25	2.4250	122	232
April.....	45 0 0	2.2500	150	115	0 0 10.88	2.7500	106	134	0 0 9.25	1.5875	122	152
May.....	46 0 0	3.1000	153	159	0 0 11.88	2.9000	116	141	0 0 9.63	1.7750	127	170
June.....	46 0 0	3.1000	153	159	0 0 11.88	2.9000	116	141	0 0 10	1.7375	132	166
July.....	46 0 0	3.2500	153	167	0 1 0	2.9000	117	141	0 0 10.50	1.0500	138	100
August.....	46 0 0	3.2500	153	167	0 1 0.38	2.9000	121	141	0 1 0	1.3000	158	124
September..	46 0 0	3.2500	153	167	(a)	2.9000	b 125	141	(a)	1.4250	b 148	136
October.....	46 0 0	2.2500	153	115	0 1 1.25	2.9000	129	141	0 0 10.50	1.7500	138	167
November...	46 0 0	2.2500	153	115	0 1 0.38	2.9000	121	141	0 0 11.75	2.4250	155	232
December...	46 0 0	2.2500	153	165	0 1 0.38	4.1250	121	201	(a)	3.1250	b 160	299
1917—Year.....	46 0 0	2.8750	153	147	0 1 5.37	4.1979	170	205	0 1 0.70	2.8003	167	268
Quarters—												
First.....	46 0 0	2.6333	153	135	0 1 1.38	4.3750	131	213	0 1 1	3.3594	169	321
Second.....	46 0 0	3.0167	153	155	0 1 4.75	4.5000	164	220	0 1 0.88	2.6274	169	251
Third.....	46 0 0	3.2333	153	166	0 1 7	3.9167	186	191	0 1 0.63	1.7833	166	171
Fourth.....	46 0 0	2.6167	153	134	0 1 8.33	4.0000	199	195	0 1 0.38	3.4313	163	328
Months—												
January.....	46 0 0	2.5000	153	128	0 1 0.38	4.1250	121	201	(a)	3.3000	b 166	316
February....	46 0 0	2.6500	153	136	0 1 0.75	4.5000	125	220	0 1 1	3.7750	171	361
March.....	46 0 0	2.7500	153	141	0 1 3	4.5000	146	220	0 1 1	3.0031	171	287
April.....	46 0 0	3.0000	153	154	0 1 4	4.5000	156	220	0 1 1.13	3.0656	173	293
May.....	46 0 0	3.0000	153	154	0 1 5	4.5000	166	220	0 1 1	3.1416	171	300
June.....	46 0 0	3.0500	153	156	0 1 5.25	4.5000	168	220	0 1 0.50	1.6750	164	160
July.....	46 0 0	3.3000	153	169	0 1 5.25	3.7500	168	183	0 1 0.50	1.7250	164	165
August.....	46 0 0	3.3000	153	169	0 1 7.75	4.0000	193	195	0 1 0.75	1.7250	168	165
September..	46 0 0	3.1000	153	159	0 1 8	4.0000	195	195	(a)	1.9000	b 166	182
October.....	46 0 0	2.9500	153	151	0 1 8	3.5000	195	171	0 1 0.50	2.3250	164	222
November...	46 0 0	2.4500	153	126	0 1 8	4.2500	195	207	0 1 0.13	3.3250	160	318
December...	46 0 0	2.4500	153	126	0 1 9	4.2500	205	207	0 1 0.50	4.4438	164	444
1918—Year.....						4.0208		196		3.4287		328
Quarters—												
First.....	46 0 0	2.5833	153	132	0 1 9	4.0833	205	199	0 1 0.75	4.2625	168	408
Second.....	45 6 8	2.7000	151	138	0 1 10	4.0000	215	195	0 1 0.17	3.8458	160	368
Third.....		2.7500		141	0 1 10	4.0000	215	195	0 1 0.17	2.4333	160	233
Fourth.....						4.0000		195		3.1729		303
Months—												
January.....	46 0 0	2.4500	153	126	0 1 9	4.2500	205	207	0 1 0.50	4.3125	164	412
February....	46 0 0	2.6000	153	133	0 1 9	4.0000	205	195	0 1 0.75	4.2500	168	406
March.....	46 0 0	2.7000	153	138	0 1 9	4.0000	205	195	0 1 1	4.2250	171	404
April.....	46 0 0	2.7000	153	138	0 1 10	4.0000	215	195	0 1 0.50	4.5000	164	430
May.....	44 0 0	2.7000	147	138	0 1 10	4.0000	215	195	0 1 0.50	4.9375	164	472
June.....	46 0 0	2.7000	153	138	0 1 10	4.0000	215	195	0 0 11.50	(a)	151	2010
July.....	46 0 0	2.7000	153	138	0 1 10	4.0000	215	195	0 0 11.63	(a)	153	210
August.....		2.7000		138	0 1 10	4.0000	215	195	0 1 0	2.3000	158	220
September..		2.8500		146	0 1 10	4.0000	215	195	0 1 0.88	2.8000	169	268
October.....		2.8500		146	(a)	4.0000	b 215	195	(a)	3.1125	b 172	298
November...		2.8500		146	0 1 10	4.0000	215	195	0 1 1.30	3.2313	174	309
December...						4.0000	b 216	195		3.1750		304

## WHOLESALE PRICES IN AUSTRALIA AND THE UNITED STATES, BY MONTHS, QUARTERS, AND YEARS, 1913-1918—Continued.

Market Unit	Skins, kip.				Slates.				Soda, bicarbonate of.			
	Actual price.		Relative price.		Actual price.		Relative price.		Actual price.		Relative price.	
	Aus- tralia.	U. S.	Aus- tralia.	U. S.	Aus- tralia.	U. S.	Aus- tralia.	U. S.	Aus- tralia.	U. S.	Aus- tralia.	U. S.
	Mel- bourne. Pound.	Chica- go. Skin			Mel- bourne. Pound.	N. Y. and Vt. Square (100 sq. ft.).			Mel- bourne. Ton	Eastern dist. Pound		
Base price.	£ s. d. 0 0 8.29	Dolls. 3.3932			£ s. d. 13 10 0	Dolls. 5.25			£ s. d. 8 6 3	Dolls. 0.0073		
1913—Year	0 0 8.23	3.1806	99	94	13 10 0	.....	100	.....	8 5 0	.0071	99	97
Quarters—												
First	0 0 8.27	3.1027	100	91	13 10 0	.....	100	.....	8 5 0	.0069	99	95
Second	0 0 8.11	3.0172	98	89	13 10 0	.....	100	.....	8 5 0	.0064	99	88
Third	0 0 8.10	3.1217	98	92	13 10 0	.....	100	.....	8 5 0	.0078	99	107
Fourth	0 0 8.42	3.4789	102	103	13 10 0	.....	100	.....	8 5 0	.0072	99	99
Months—												
January	0 0 7.88	3.2300	95	95	13 10 0	.....	100	.....	8 5 0	.0068	99	93
February	0 0 8.69	3.0761	105	91	13 10 0	.....	100	.....	8 5 0	.0065	99	89
March	0 0 8.25	3.0039	100	89	13 10 0	.....	100	.....	8 5 0	.0074	99	101
April	0 0 8.38	3.0647	101	90	13 10 0	.....	100	.....	8 5 0	.0063	99	86
May	0 0 7.75	3.0115	93	89	13 10 0	.....	100	.....	8 5 0	.0072	99	99
June	0 0 8.19	2.9735	99	88	13 10 0	.....	100	.....	8 5 0	.0057	99	78
July	0 0 8.19	2.9735	99	88	13 10 0	.....	100	.....	8 5 0	.0079	99	108
August	0 0 7.81	3.0685	94	90	13 10 0	.....	100	.....	8 5 0	.0077	99	105
September	0 0 8.31	3.3231	100	98	13 10 0	.....	100	.....	8 5 0	.0079	99	108
October	0 0 8.63	3.5150	104	104	13 10 0	.....	100	.....	8 5 0	.0068	99	93
November	0 0 8.50	3.5036	103	103	13 10 0	.....	100	.....	8 5 0	.0075	99	103
December	0 0 8.13	3.4200	98	101	13 10 0	.....	100	.....	8 5 0	.0074	99	101
1914—Year	0 0 8.13	3.6651	98	108	13 10 0	5.25	100	100	9 12 1	.0075	116	108
Quarters—												
First	0 0 8.29	3.4808	100	103	13 10 0	5.25	100	100	8 5 0	.0072	99	99
Second	0 0 8.36	3.4903	101	103	13 10 0	5.25	100	100	8 10 0	.0067	102	92
Third	0 0 8.22	3.7335	96	110	13 10 0	5.25	100	100	10 3 4	.0081	122	111
Fourth	0 0 7.47	3.9558	90	117	13 10 0	5.25	100	100	11 10 0	.0078	138	107
Months—												
January	0 0 7.88	3.4200	95	101	13 10 0	5.25	100	100	8 5 0	.0078	99	107
February	0 0 8.31	3.4903	100	103	13 10 0	5.25	100	100	8 5 0	.0068	99	93
March	0 0 8.69	3.5321	105	104	13 10 0	5.25	100	100	8 5 0	.0071	99	97
April	0 0 8.75	3.4789	106	103	13 10 0	5.25	100	100	8 10 0	.0068	102	93
May	0 0 8.19	3.5150	99	104	13 10 0	5.25	100	100	8 10 0	.0060	102	82
June	0 0 8.13	3.4789	98	103	13 10 0	5.25	100	100	8 10 0	.0073	102	100
July	0 0 8.31	3.4770	100	102	13 10 0	5.25	100	100	8 10 0	.0086	102	118
August	0 0 8.13	3.7430	98	110	13 10 0	5.25	100	100	8 10 0	.0079	102	108
September	(a)	3.9824	b 91	117	13 10 0	5.25	100	100	13 10 0	.0078	162	107
October	0 0 6.88	3.8380	83	113	13 10 0	5.25	100	100	11 15 0	.0079	141	108
November	(a)	3.9672	b 90	117	13 10 0	5.25	100	100	11 15 0	.0082	141	112
December	0 0 8.06	4.0603	97	120	13 10 0	5.25	100	100	11 0 0	.0073	132	100
1915—Year	0 0 8.66	3.7240	104	110	14 6 8	5.25	106	100	10 7 8.50	.0078	125	107
Quarters—												
First	0 0 9.04	3.8836	109	114	13 10 0	5.25	100	100	11 0 0	.0078	132	107
Second	0 0 8.02	3.2680	97	96	13 16 8	5.25	102	100	10 0 0	.0075	120	103
Third	0 0 8.50	3.7411	100	110	14 16 8	5.25	110	100	10 1 8	.0080	121	110
Fourth	0 0 8.96	4.0052	108	118	15 3 4	5.25	112	100	10 9 2	.0078	126	107
Months—												
January	0 0 8.56	4.0375	103	119	13 10 0	5.25	100	100	11 0 0	.0083	132	114
February	0 0 9.31	4.0622	112	120	13 10 0	5.25	100	100	11 0 0	.0080	132	110
March	0 0 9.25	3.5511	112	105	13 10 0	5.25	100	100	11 0 0	.0072	132	99
April	0 0 8.25	3.2015	100	94	13 10 0	5.25	100	100	10 0 0	.0081	120	111
May	0 0 8	3.2775	97	97	13 10 0	5.25	100	100	10 0 0	.0075	120	103
June	0 0 7.81	3.3250	94	98	14 10 0	5.25	107	100	10 0 0	.0070	120	96
July	(a)	3.5055	b 97	103	14 10 0	5.25	107	100	10 0 0	.0081	120	111
August	(a)	3.8703	b 100	114	15 0 0	5.25	111	100	10 0 0	.0079	120	108
September	0 0 8.50	3.8475	103	113	15 0 0	5.25	111	100	10 5 0	.0080	123	110
October	0 0 8.88	3.9197	107	116	15 0 0	5.25	111	100	10 5 0	.0079	123	108
November	0 0 9	4.0014	109	118	15 0 0	5.25	111	100	10 7 6	.0078	125	107
December	0 0 9	4.0850	109	120	15 10 0	5.25	115	100	10 15 0	.0077	129	105

a No quotation

b Interpolated

WHOLESALE PRICES IN AUSTRALIA AND THE UNITED STATES, BY MONTHS, QUARTERS, AND YEARS, 1913-1918—Continued.

Market... Unit.....	Skins, kip.				Slates.				Soda, bicarbonate of.			
	Actual price.		Relative price.		Actual price.		Relative price.		Actual price.		Relative price.	
	Aus- tra- lia.	U. S.	Aus- tra- lia.	U. S.	Aus- tra- lia.	U. S.	Aus- tra- lia.	U. S.	Aus- tra- lia.	U. S.	Aus- tra- lia.	U. S.
Base price.	£ s. d.	Dolls.			£ s. d.	Dolls.			£ s. d.	Dolls.		
	0 0 8.29	3.3932			13 10 0	5.2500			8 6 3	0.0073		
1916—Year.....	0 0 10.25	4.7196	124	139	17 7 6	5.4792	129	104	13 2 1	.0092	158	126
Quarters—												
First.....	0 0 9.63	3.9577	116	117	17 0 0	5.2500	126	100	11 8 4	.0086	137	118
Second.....	0 0 10.19	4.2693	123	126	17 10 0	5.2500	130	100	14 5 0	.0086	171	118
Third.....	0 0 10.66	4.5752	129	135	17 10 0	5.6667	130	108	14 0 0	.0105	168	144
Fourth.....	0 0 10.67	6.0781	129	179	17 10 0	5.7500	130	110	12 15 0	.0092	163	126
Months—												
January.....	0 0 9.38	3.9900	113	118	16 10 0	5.2500	122	100	10 15 0	.0087	129	119
February.....	0 0 10	3.8950	121	115	17 0 0	5.2500	126	100	11 5 0	.0098	135	122
March.....	0 0 9.50	3.9900	115	118	17 10 0	5.2500	130	100	12 5 0	.0083	147	114
April.....	0 0 9.63	4.1800	116	123	17 10 0	5.2500	130	100	13 10 0	.0087	162	119
May.....	0 0 10.31	4.2978	124	127	17 10 0	5.2500	130	100	14 5 0	.0093	171	127
June.....	0 0 10.63	4.3320	128	128	17 10 0	5.2500	130	100	15 0 0	.0077	180	105
July.....	0 0 10.69	4.4650	129	132	17 10 0	5.5000	130	105	15 0 0	.0100	180	137
August.....	0 0 10.63	4.5600	128	134	17 10 0	5.7500	130	110	14 5 0	.0114	171	156
September.....	(a)	4.7025	b 130	139	17 10 0	5.7500	130	110	12 15 0	.0101	153	138
October.....	0 0 10.94	5.1300	132	151	17 10 0	5.7500	130	110	12 15 0	.0100	153	137
November.....	0 0 10.50	6.3270	127	186	17 10 0	5.7500	130	110	12 15 0	.0088	153	121
December.....	0 0 10.56	6.7754	127	200	17 10 0	5.7500	130	110	12 15 0	.0087	153	119
1917—Year.....	0 0 11.41	6.4809	138	191	25 4 2	6.5625	187	125	21 12 7.40	.0122	260	167
Quarters—												
First.....	0 0 11.67	6.3289	141	187	18 10 0	5.9167	137	113	13 15 0	.0100	165	137
Second.....	0 1 0.56	7.2390	151	213	24 0 0	6.3333	178	121	14 16 8	.0126	178	173
Third.....	0 0 10.71	6.6348	129	196	27 0 0	7.0000	200	133	27 6 8	.0136	329	186
Fourth.....	0 0 10.71	5.7228	129	169	31 6 8	7.0000	232	133	30 13 4	.0125	369	171
Months—												
January.....	0 0 11.19	6.2225	135	183	18 10 0	5.7500	137	110	13 15 0	.0099	165	136
February.....	0 0 11.88	5.9489	143	175	18 10 0	6.0000	137	114	13 15 0	.0088	165	121
March.....	0 0 11.94	6.8400	144	202	18 10 0	6.0000	137	114	(a)	.0113	b 168	155
April.....	0 1 0.88	7.0300	155	207	20 0 0	6.0000	148	114	14 5 0	.0102	171	140
May.....	0 1 1.06	7.5715	158	223	25 0 0	6.5000	185	124	14 5 0	.0139	171	190
June.....	0 0 11.75	7.0300	142	207	27 0 0	6.5000	200	124	16 0 0	.0137	193	188
July.....	0 0 10.88	7.1972	131	212	27 0 0	7.0000	200	133	18 10 0	.0138	223	189
August.....	0 0 10.63	6.6975	128	197	27 0 0	7.0000	200	133	25 0 0	.0142	301	195
September.....	0 0 10.63	5.9664	128	177	27 0 0	7.0000	200	133	38 10 0	.0127	463	174
October.....	0 0 10.63	6.0325	128	178	30 0 0	7.0000	222	133	38 10 0	.0124	463	170
November.....	0 0 10.75	5.9664	130	177	32 0 0	7.0000	237	133	38 10 0	.0123	463	168
December.....	0 0 10.75	6.0597	130	149	32 0 0	7.0000	237	133	15 0 0	.0128	180	175
1918—Year.....		4.7101		139						.0153		210
Quarters—												
First.....	0 0 10.58	4.3852	128	129	32 0 0	7.0000	237	133	24 13 4	.0148	297	203
Second.....	0 0 10.50	4.7652	127	140	32 0 0	7.3333	237	140		.0142		195
Third.....	0 0 10.50	4.8887	127	144		8.3333		159		.0154		211
Fourth.....		4.7747		141						.0167		220
Months—												
January.....	0 0 10.75	4.9647	130	146	32 0 0	7.0000	237	133	24 10 0	.0160	295	219
February.....	0 0 10.50	4.4175	127	130	32 0 0	7.0000	237	133	24 15 0	.0145	298	199
March.....	0 0 10.50	3.7772	127	111	32 0 0	7.0000	237	133	24 15 0	.0138	298	189
April.....	(a)	4.5600	b 137	134	32 0 0	7.0000	237	133	24 15 0	.0144	298	197
May.....	0 0 10.50	4.8925	127	144	32 0 0	7.0000	237	133		.0151		207
June.....	0 0 10.50	4.8925	127	144	32 0 0	8.0000	237	152		.0132		181
July.....	0 0 10.50	4.8925	127	144	32 0 0	8.0000	237	152		.0145		199
August.....	0 0 10.50	4.8925	127	144		8.0000		152		.0152		208
September.....	0 0 10.50	4.8811	127	144		9.0000		171		.0164		225
October.....	(a)	4.7747	b 137	141		9.0000		171		.0153		210
November.....	0 0 10.75	4.7747	130	141		9.0000		171		.0174		238
December.....		4.7747		141						.0173		237

## WHOLESALE PRICES IN AUSTRALIA AND THE UNITED STATES, BY MONTHS, QUARTERS, AND YEARS, 1913-1918—Continued.

Market... Unit..... Base price.	Sugar, granulated.				Sulphur, flowers of.				Tallow, prime.			
	Actual price.		Relative price.		Actual price.		Relative price.		Actual price.		Relative price.	
	Australia.	U. S.	Australia.	U. S.	Australia.	U. S.	Australia.	U. S.	Australia.	U. S.	Australia.	U. S.
	Brisbane. Ton.	New York. Pound.	Australia.	U. S.	Melbourne. Ton.	New York. Pound.	Australia.	U. S.	Melbourne. Ton.	Chicago. Pound.	Australia.	U. S.
	£ s. d.	Dolls.			£ s. d.	Dolls.			£ s. d.	Dolls.		
	21 15 10	0. 0.413			10 0 0	0. 0.220			30 16 8	0. 0.716		
1913—Year.....	22 0 10	.0427	101	103	9 16 10.66	.0220	98	100	32 9 2	.0707	105	99
Quarters—												
First.....	22 5 0	.0429	102	104	9 6 8	.0220	93	100	32 13 4	.0678	106	95
Second.....	22 5 0	.0411	102	100	10 0 0	.0220	100	100	33 0 0	.0686	107	96
Third.....	21 18 4	.0454	101	110	10 0 0	.0220	100	100	32 16 8	.0717	107	100
Fourth.....	21 15 0	.0416	100	101	10 0 0	.0220	100	100	31 0 0	.0748	101	104
Months—												
January.....	22 5 0	.0450	102	109	10 0 0	.0220	100	100	32 0 0	.0669	104	93
February.....	22 5 0	.0418	102	101	10 0 0	.0220	100	100	33 0 0	.0688	107	96
March.....	22 5 0	.0419	102	101	8 0 0	.0220	80	100	33 0 0	.0676	107	94
April.....	22 5 0	.0410	102	99	10 0 0	.0220	100	100	33 0 0	.0688	107	96
May.....	22 5 0	.0410	102	99	10 0 0	.0220	100	100	33 0 0	.0701	107	98
June.....	22 5 0	.0414	102	100	10 0 0	.0220	100	100	33 0 0	.0669	107	93
July.....	22 5 0	.0447	102	108	10 0 0	.0220	100	100	32 10 0	.0676	105	94
August.....	21 15 0	.0461	100	112	10 0 0	.0220	100	100	32 10 0	.0713	105	100
September.....	21 15 0	.0453	100	110	10 0 0	.0220	100	100	33 10 0	.0763	109	107
October.....	21 15 0	.0419	100	101	10 0 0	.0220	100	100	32 0 0	.0763	104	107
November.....	21 15 0	.0421	100	102	10 0 0	.0220	100	100	30 10 0	.0738	99	103
December.....	21 15 0	.0408	100	99	10 0 0	.0220	100	100	30 10 0	.0744	99	104
1914—Year.....	21 10 0	.0471	99	114	10 2 11	.0220	101	100	28 17 0	.0687	94	96
Quarters—												
First.....	21 15 0	.0389	100	94	10 0 0	.0220	100	100	30 0 0	.0713	97	100
Second.....	21 15 0	.0395	100	96	10 0 0	.0220	100	100	29 10 0	.0586	96	96
Third.....	20 18 4	.0583	96	141	9 13 4	.0220	97	100	29 0 0	.0680	92	95
Fourth.....	21 11 8	.0523	99	127	11 5 0	.0220	113	100	27 0 0	.0667	88	93
Months—												
January.....	21 15 0	.0392	100	95	10 0 0	.0220	100	100	30 0 0	.0713	97	100
February.....	21 15 0	.0392	100	95	10 0 0	.0220	100	100	30 0 0	.0719	97	100
March.....	21 15 0	.0382	100	92	10 0 0	.0220	100	100	30 0 0	.0707	97	99
April.....	21 15 0	.0372	100	90	10 0 0	.0220	100	100	29 10 0	.0694	96	97
May.....	21 15 0	.0397	100	96	10 0 0	.0220	100	100	29 10 0	.0694	96	97
June.....	21 15 0	.0417	100	101	10 0 0	.0220	100	100	29 10 0	.0669	96	93
July.....	21 5 0	.0420	98	102	10 0 0	.0220	100	100	29 0 0	.0657	94	92
August.....	20 15 0	.0649	95	157	9 15 0	.0220	98	100	(a)	.0657	b92	92
September.....	20 15 0	.0680	95	165	9 5 0	.0220	93	100	(a)	.0726	b90	101
October.....	20 15 0	.0593	95	144	9 5 0	.0220	93	100	27 0 0	.0676	88	94
November.....	22 0 0	.0493	101	119	10 10 0	.0220	105	100	26 0 0	.0657	84	92
December.....	22 0 0	.0483	101	117	14 0 0	.0220	140	100	28 0 0	.0669	91	93
1915—Year.....	23 17 6	.0556	110	135	13 0 0	.0220	138	100	35 12 2	.0693	115	97
Quarters—												
First.....	22 6 8	.0538	102	130	12 0 0	.0220	120	100	32 2 0	.0681	104	95
Second.....	23 0 0	.0585	106	142	13 0 0	.0220	130	100	36 0 0	.0673	117	94
Third.....	24 13 4	.0546	113	132	15 0 0	.0220	150	100	36 0 0	.0638	117	89
Fourth.....	25 10 0	.0552	117	134	15 0 0	.0220	150	100	38 6 8	.0777	124	109
Months—												
January.....	22 0 0	.0488	101	118	12 0 0	.0220	120	100	28 10 0	.0656	92	92
February.....	22 0 0	.0554	101	134	12 0 0	.0220	120	100	31 6 0	.0688	102	96
March.....	23 0 0	.0571	106	138	12 0 0	.0220	120	100	36 10 0	.0700	118	98
April.....	23 0 0	.0578	106	140	12 0 0	.0220	120	100	36 0 0	.0688	117	96
May.....	23 0 0	.0588	106	142	12 0 0	.0220	120	100	36 0 0	.0688	117	96
June.....	23 0 0	.0588	106	142	15 0 0	.0220	150	100	36 0 0	.0644	117	90
July.....	23 0 0	.0582	106	141	15 0 0	.0220	150	100	36 0 0	.0638	117	89
August.....	25 10 0	.0549	117	133	15 0 0	.0220	150	100	36 0 0	.0638	117	89
September.....	25 10 0	.0506	117	123	15 0 0	.0220	150	100	36 0 0	.0638	117	89
October.....	25 10 0	.0497	117	120	15 0 0	.0220	150	100	36 0 0	.0663	117	93
November.....	25 10 0	.0568	117	138	15 0 0	.0220	150	100	36 0 0	.0794	117	111
December.....	25 10 0	.0592	117	143	15 0 0	.0220	150	100	43 0 0	.0875	139	122

a No quotation.

b Interpolated.

## WHOLESALE PRICES IN AUSTRALIA AND THE UNITED STATES, BY MONTHS, QUARTERS, AND YEARS, 1913-1918—Continued.

Market... Unlt..... Base price. 1916—Year..... Quarters— First..... Second..... Third..... Fourth..... Months— January..... February..... March..... April..... May..... June..... July..... August..... September..... October..... November..... December..... 1917—Year..... Quarters— First..... Second..... Third..... Fourth..... Months— January..... February..... March..... April..... May..... June..... July..... August..... September..... October..... November..... December..... 1918—Year..... Quarters— First..... Second..... Third..... Fourth..... Months— January..... February..... March..... April..... May..... June..... July..... August..... September..... October..... November..... December.....	Sugar, granulated.				Sulphur, flowers of.				Tallow, prime.			
	Actual price.		Relative price.		Actual price.		Relative price.		Actual price.		Relative price.	
	Australia.	U. S.	Aus- tra- lia.	U. S.	Australia.	U. S.	Aus- tra- lia.	U. S.	Australia.	U. S.	Aus- tra- lia.	U. S.
	Bris- bane. Ton.....	New York. Pound.....		Mel- bourne. Ton.....	New York. Pound.....		Mel- bourne. Ton.....	Chica- go. Pound.....				
	£ s. d. 21 15 10	Dolls. 0.0413		£ s. d. 10 0 0	Dolls. 0.0220		£ s. d. 30 16 8	Dolls. 0.0716				
	28 18 2 18	.0688	133	167 21 9 2	.0228	215	104	41 13 0	.0989	133	138	
	28 0 0	.0610	129	148 17 3 4	.0223	172	101	42 6 8	.0904	137	126	
	29 5 0	.0729	134	177 21 3 4	.0230	212	105	44 6 8	.1054	144	147	
	29 5 0	.0696	134	169 22 16 8	.0230	228	105	43 15 0	.0881	138	123	
	29 5 0	.0712	134	172 24 13 4	.0230	247	105	35 10 0	.1115	114	156	
	25 10 0	.0573	117	139 15 0 0	.0220	150	100	41 0 0	.0856	133	120	
	29 5 0	.0597	134	145 15 0 0	.0220	150	100	42 0 0	.0950	136	133	
	29 5 0	.0659	134	160 21 10 0	.0230	215	105	44 0 0	.0906	143	127	
	29 5 0	.0706	134	171 20 10 0	.0230	205	105	44 0 0	.1013	143	141	
	29 5 0	.0746	134	181 21 10 0	.0230	215	105	45 0 0	.1106	146	154	
	29 5 0	.0736	134	178 21 10 0	.0230	215	105	44 0 0	.1044	143	146	
	29 5 0	.0750	134	182 21 10 0	.0230	215	105	44 0 0	.0950	143	133	
	29 5 0	.0700	134	169 23 0 0	.0230	230	105	43 10 0	.0806	141	113	
	29 5 0	.0637	134	154 24 0 0	.0230	240	105	(a)	.0888	b 131	124	
	29 5 0	.0708	b 134	171 27 0 0	.0230	270	105	(a)	.1038	b 120	145	
	29 5 0	.0735	134	178 24 0 0	.0230	240	105	33 15 0	.1144	109	160	
	29 5 0	.0692	134	168 23 0 0	.0230	230	105	35 5 0	.1163	114	162	
	29 5 0	.0771	134	187 22 11 9.82	.0330	226	150	45 5 5	.1559	147	218	
	29 5 0	.0686	134	166 23 0 0	.0230	230	105	40 5 1	.1185	131	166	
	29 5 0	.0788	134	191 22 10 0	.0281	225	128	44 18 4	.1646	146	230	
	29 5 0	.0797	134	193 22 10 0	.0405	225	184	46 13 4	.1675	151	234	
	29 5 0	.0814	134	197 22 10 0	.0405	225	184	49 4 2	.1734	160	242	
	29 5 0	.0662	134	160 23 0 0	.0230	230	105	38 12 6	.1150	125	161	
	29 5 0	.0686	134	166 23 0 0	.0230	230	105	39 10 0	.1163	128	162	
	29 5 0	.0706	134	171 (a)	.0230	b 228	105	42 15 0	.1238	139	173	
	29 5 0	.0815	134	197 22 10 0	.0233	225	106	43 0 0	.1388	139	194	
	29 5 0	.0794	134	192 22 10 0	.0305	225	139	47 10 0	.1663	154	232	
	29 5 0	.0754	134	183 22 10 0	.0305	225	139	44 5 0	.1888	144	264	
	29 5 0	.0745	134	180 22 10 0	.0405	225	184	43 0 0	.1775	139	248	
	29 5 0	.0818	134	198 22 10 0	.0405	225	184	47 5 0	.1488	153	208	
	29 5 0	.0823	134	198 22 10 0	.0405	225	184	49 15 0	.1756	161	245	
	29 5 0	.0818	134	198 22 10 0	.0405	225	184	50 7 6	.1725	163	241	
	29 5 0	.0818	134	198 22 10 0	.0405	225	184	51 5 0	.1688	166	236	
	29 5 0	.0804	134	195 22 10 0	.0405	225	184	46 0 0	.1788	149	250	
		.0780		189 23 12 3.26	.0399	236	181		.1793		250	
	29 5 0	.0735	134	178 22 10 0	.0405	225	184	42 6 8	.1752	137	245	
	29 5 0	.0730	134	177 24 11 8	.0405	246	184	42 9 2	.1734	138	242	
	29 5 0	.0769	134	186 24 11 8	.0405	246	184	40 3 4	.1866	130	261	
		.0882		214 22 7 6	.0382	224	174		.1818		254	
	29 5 0	.0744	134	180 22 10 0	.0405	225	184	42 0 0	.1763	136	246	
	29 5 0	.0730	134	177 22 10 0	.0405	225	184	43 0 0	.1746	139	244	
	29 5 0	.0730	134	177 22 10 0	.0405	225	184	42 0 0	.1748	136	244	
	29 5 0	.0730	134	177 22 10 0	.0405	225	184	42 7 6	.1747	137	244	
	29 5 0	.0730	134	177 26 10 0	.0405	265	184	41 15 0	.1736	135	242	
	29 5 0	.0731	134	177 24 15 0	.0405	248	184	43 5 0	.1719	140	240	
	29 5 0	.0735	134	178 24 15 0	.0405	248	184	43 5 0	.1781	140	249	
	29 5 0	.0735	134	178 24 10 0	.0405	245	184	39 10 0	.1870	128	261	
	29 5 0	.0845	134	205 24 10 0	.0405	245	184	37 15 0	.1947	122	272	
		.0882		214 24 10 0	.0395	245	180	(a)	.2000	b 124	270	
		.0882		214 (a)	.0395	b 224	180	38 15 0	.1933	126	279	
		.0882		214 20 5 0	.0355	203	161		.1494		209	

a No quotation.

b Interpolated.

WHOLESALE PRICES IN AUSTRALIA AND THE UNITED STATES, BY MONTHS, QUARTERS, AND YEARS, 1913-1918—Continued.

		Tar.				Tea, Pekoe.				Tin plates, coke.			
		Actual price.		Relative price.		Actual price.		Relative price.		Actual price.		Relative price.	
		Australia.	U. S.	Australia.	U. S.	Australia.	U. S.	Australia.	U. S.	Australia.	U. S.	Australia.	U. S.
Market...	Mel-bourne.	Wilmington, N.C.			Mel-bourne.	New York.				Mel-bourne.	Pitts-burgh.		
Unlt.....	Drum...	Barrel.			Pound	Pound				Box...	Box (100 lbs.).		
	£ s. d.	Dolls.			£ s. d.	Dolls.				£ s. d.	Dolls.		
Base price.	0 8 0	2.2292			0 0 10.47	0.1708				0 18 0	3.4375		
1913—Year.....	0 8 0	2.2250	100	100	0 0 10.62	.1549	101	91		0 18 0	3.5583	100	104
Quarters—													
First.....	0 8 0	2.2000	100	99	0 0 11	.1517	105	89		0 18 0	3.6000	100	105
Second.....	0 8 0	2.2000	100	99	0 0 11	.1450	105	85		0 18 0	3.6000	100	105
Third.....	0 8 0	2.2000	100	99	0 0 9.75	.1482	93	87		0 18 0	3.5667	100	104
Fourth.....	0 8 0	2.3000	100	103	0 0 10.71	.1750	102	102		0 18 0	3.4667	100	101
Months—													
January.....	0 8 0	2.2000	100	99	0 0 11	.1550	105	91		0 18 0	3.6000	100	105
February.....	0 8 0	2.2000	100	99	0 0 11	.1550	105	91		0 18 0	3.6000	100	105
March.....	0 8 0	2.2000	100	99	0 0 11	.1450	105	85		0 18 0	3.6000	100	105
April.....	0 8 0	2.2000	100	99	0 0 11	.1450	105	85		0 18 0	3.6000	100	105
May.....	0 8 0	2.2000	100	99	0 0 11	.1450	105	85		0 18 0	3.6000	100	105
June.....	0 8 0	2.2000	100	99	0 0 11	.1450	105	85		0 18 0	3.6000	100	105
July.....	0 8 0	2.2000	100	99	0 0 9.75	.1450	93	85		0 18 0	3.6000	100	105
August.....	0 8 0	2.2000	100	99	0 0 9.75	.1450	93	85		0 18 0	3.6000	100	105
September.....	0 8 0	2.2000	100	99	0 0 9.75	.1540	93	90		0 18 0	3.5000	100	102
October.....	0 8 0	2.2000	100	99	0 0 10.50	.1750	100	102		0 18 0	3.5000	100	102
November.....	0 8 0	2.2000	100	99	0 0 10.75	.1750	103	102		0 18 0	3.5000	100	102
December.....	0 8 0	2.5000	100	112	0 0 10.88	.1750	104	102		0 18 0	3.4000	100	99
1914—Year.....	0 8 5	2.1875	105	98	0 0 10.54	.1935	101	113		0 18 8	3.3688	104	98
Quarters—													
First.....	0 8 0	2.3333	100	105	0 0 10.75	.1750	103	102		0 18 0	3.3667	100	98
Second.....	0 8 0	2.0833	100	93	0 0 10.67	.1865	102	109		0 18 0	3.3500	100	97
Third.....	0 8 8	2.1667	108	97	0 0 10.38	.2162	99	127		0 18 8	3.4583	104	101
Fourth.....	0 9 0	2.1667	113	97	0 0 10.38	.1963	99	115		1 0 0	3.3000	111	96
Months—													
January.....	0 8 0	2.5000	100	112	0 0 10.75	.1750	103	102		0 18 0	3.4000	100	99
February.....	0 8 0	2.5000	100	112	0 0 10.75	.1750	103	102		0 18 0	3.3500	100	97
March.....	0 8 0	2.0000	100	90	0 0 10.75	.1750	103	102		0 18 0	3.3500	100	97
April.....	0 8 0	2.0000	100	90	0 0 10.88	.1788	104	105		0 18 0	3.3500	100	97
May.....	0 8 0	2.0000	100	90	0 0 10.88	.1900	104	111		0 18 0	3.3500	100	97
June.....	0 8 0	2.2500	100	101	0 0 10.25	.1900	98	111		0 18 0	3.3500	100	97
July.....	0 8 0	2.2500	100	101	0 0 10.13	.1900	97	111		0 18 0	3.3500	100	97
August.....	0 9 0	2.2500	113	101	0 0 10.50	.2325	100	136		0 19 0	3.3500	106	97
September.....	0 9 0	2.0000	113	90	0 0 10.50	.2240	100	131		0 19 0	3.6750	106	107
October.....	0 9 0	2.2500	113	101	0 0 10.25	.1975	98	116		1 0 0	3.4500	111	100
November.....	0 9 0	2.2500	113	101	0 0 10.38	.1969	99	115		1 0 0	3.2000	111	93
December.....	0 9 0	2.0000	113	90	0 0 10.50	.1950	100	114		1 0 0	3.2500	111	95
1915—Year.....	0 9 0	1.7333	113	78	0 0 11.97	.2432	114	142		1 2 3	3.2417	124	94
Quarters—													
First.....	0 9 0	1.6000	113	72	0 0 10.92	.2237	104	131		1 1 0	3.1750	117	92
Second.....	0 9 0	1.8000	113	72	0 1 0.75	.2610	122	153		1 2 6	3.3000	125	96
Third.....	0 9 0	1.7000	113	76	0 1 1.29	.2669	127	156		1 2 6	3.1750	125	92
Fourth.....	0 9 0	2.0333	113	91	0 0 11.17	.2212	107	130		1 3 0	3.3167	128	96
Months—													
January.....	0 9 0	1.8000	113	81	0 0 10.50	.1950	100	114		1 0 0	3.1750	111	92
February.....	0 9 0	1.5000	113	67	0 0 10.50	.2181	100	128		1 1 6	3.1750	119	92
March.....	0 9 0	1.5000	113	67	0 0 11.75	.2510	112	147		1 1 6	3.1750	119	92
April.....	0 9 0	1.5000	113	67	0 1 10.50	.2550	119	149		1 2 6	3.3000	125	96
May.....	0 9 0	1.7000	113	76	(a)	.2569	b 122	150		1 2 6	3.3000	125	96
June.....	0 9 0	1.6000	113	72	0 1 1	.2690	124	157		1 2 6	3.3000	125	96
July.....	0 9 0	1.7000	113	76	0 1 1.88	.2850	133	167		1 2 6	3.1750	125	92
August.....	0 9 0	1.7000	113	76	0 1 1.75	.2785	131	163		1 2 6	3.1750	125	92
September.....	0 9 0	1.7000	113	76	0 1 0.25	.2344	117	137		1 2 6	3.1750	125	92
October.....	0 9 0	1.5000	113	67	0 0 11.25	.2150	107	126		1 2 6	3.1750	125	92
November.....	0 9 0	2.2000	113	99	0 0 11.25	.2230	107	131		1 2 6	3.1750	125	92

## WHOLESALE PRICES IN AUSTRALIA AND THE UNITED STATES, BY MONTHS, QUARTERS, AND YEARS, 1913-1918—Continued.

Market...	Tar.				Tea, Pekoe.				Tin plates, coke.				
	Actual price.		Relative price.		Actual price.		Relative price.		Actual price.		Relative price.		
	Australia.	U. S.	Australia.	U. S.	Australia.	U. S.	Australia.	U. S.	Australia.	U. S.	Australia.	U. S.	
	U. S.	U. S.	Australia.	Australia.	U. S.	U. S.	Australia.	Australia.	U. S.	U. S.	Australia.	Australia.	
Unit.....	Drum.....	Wilmington, N. C. Barrel	.....	.....	.....	Pound.....	Pound.....	.....	.....	Box.....	Box (100 lbs.)	.....	.....
Base price.	£ s. d.	Dolls.	.....	.....	£ s. d.	Dolls.	.....	.....	£ s. d.	Dolls.	.....	.....	.....
1916—Year.....	0 12 8	2. 2542	158	101	0 0 11. 88	. 2495	113	146	2 0 6	5. 1250	228	149	
Quarters—													
First.....	0 10 2	1. 9333	127	87	0 0 11. 33	. 2369	109	139	1 8 0	3. 8333	156	112	
Second.....	0 10 6	1. 9333	131	87	0 1 0. 42	. 2512	119	147	1 16 0	4. 9167	228	143	
Third.....	0 15 0	2. 5500	188	114	0 0 11. 58	. 2550	111	149	2 10 0	5. 8750	278	171	
Fourth.....	0 15 0	2. 6000	188	117	0 1 0. 17	. 2550	116	149	2 5 0	5. 8750	250	171	
Months—													
January.....	0 9 6	2. 1000	119	94	0 0 11	. 2275	105	133	1 4 0	3. 6750	133	107	
February.....	0 10 6	2. 0000	131	90	0 0 11	. 2390	105	139	1 4 0	3. 8250	133	111	
March.....	0 10 6	1. 7000	131	76	0 1 0	. 2450	115	143	1 16 0	4. 0000	200	116	
April.....	0 10 6	2. 0000	131	90	0 1 0. 50	. 2450	119	143	1 16 0	4. 5000	200	131	
May.....	0 10 6	1. 9000	131	85	0 1 0. 50	. 2530	119	148	(a)	4. 5000	b 226	131	
June.....	0 10 6	1. 9000	131	85	0 1 0. 25	. 2550	117	149	(a)	5. 7500	b 252	167	
July.....	0 15 0	2. 3000	188	103	0 1 0. 25	. 2550	117	149	2 10 0	5. 8750	278	171	
August.....	0 15 0	2. 6000	188	117	0 0 11	. 2550	105	149	2 10 0	5. 8750	278	171	
September.....	0 15 0	2. 7500	188	123	0 0 11. 50	. 2550	110	149	2 10 0	5. 8750	278	171	
October.....	0 15 0	2. 6000	188	117	0 0 11. 50	. 2550	110	149	2 10 0	5. 8750	278	171	
November.....	0 15 0	2. 6000	188	117	0 1 0. 50	. 2550	119	149	2 10 0	5. 8750	278	171	
December.....	0 15 0	2. 6000	188	117	0 1 0. 50	. 2550	119	149	1 15 0	(a)	194	b 171	
1917—Year.....	0 18 15	3. 1917	227	143	0 1 0. 56	. 4013	120	235	1 18 4	9. 1250	213	285	
Quarters—													
First.....	0 15 10	2. 7000	198	121	0 1 1	. 3158	124	185	1 15 0	7. 1667	194	208	
Second.....	0 17 6	3. 0667	219	138	0 1 1	. 4738	124	277	1 18 4	8. 1667	213	238	
Third.....	0 19 2	3. 5000	240	157	0 1 0. 83	. 4150	123	243	2 0 0	12. 0000	222	349	
Fourth.....	1 0 0	3. 5000	250	157	0 0 11. 58	. 4008	111	235	2 0 0	9. 1667	222	267	
Months—													
January.....	0 15 0	2. 6000	188	117	0 1 1	. 2660	124	156	1 15 0	7. 0000	194	204	
February.....	0 15 0	2. 7500	188	123	0 1 1	. 3275	124	192	1 15 0	7. 0000	194	204	
March.....	0 17 6	2. 7500	219	123	(a)	. 3663	b 124	214	1 15 0	7. 5000	194	218	
April.....	0 17 6	2. 9000	219	130	0 1 1	. 4175	124	244	1 15 0	8. 0000	194	233	
May.....	0 17 6	3. 0000	219	135	0 1 1	. 5050	124	296	2 0 0	8. 0000	222	233	
June.....	0 17 6	3. 3000	219	148	0 1 1	. 4913	124	288	2 0 0	8. 5000	222	247	
July.....	0 17 6	3. 5000	219	157	0 1 0. 75	. 4230	122	248	2 0 0	12. 0000	222	349	
August.....	1 0 0	3. 5000	250	157	0 1 1. 50	. 4100	129	240	2 0 0	12. 0000	222	349	
September.....	1 0 0	3. 5000	250	157	0 1 0. 25	. 4100	117	240	2 0 0	12. 0000	222	349	
October.....	1 0 0	3. 5000	250	157	0 0 11. 50	. 4020	110	235	2 0 0	(a)	222	b 349	
November.....	1 0 0	3. 5000	250	157	0 0 11. 50	. 4000	110	234	2 0 0	7. 5000	222	225	
December.....	1 0 0	3. 5000	250	157	0 0 11. 75	. 4000	112	234	2 0 0	7. 5000	222	225	
1918—Year.....	.....	3. 6773	.....	165	0 1 2. 19	. 3777	136	221	.....	7. 7300	.....	225	
Quarters—													
First.....	1 0 0	3. 2364	250	145	0 1 0. 85	. 3923	123	230	2 0 0	7. 7500	222	225	
Second.....	1 2 6	3. 2773	281	147	0 1 3. 42	. 3792	147	222	2 0 0	7. 7500	222	225	
Third.....	1 2 6	3. 9909	.....	179	0 1 3	. 3700	143	217	.....	7. 7500	.....	225	
Fourth.....	.....	4. 2045	.....	189	0 1 1. 50	. 3700	129	217	.....	7. 6700	.....	223	
Months—													
January.....	1 0 0	3. 6000	250	161	0 0 11. 75	. 3960	112	232	2 0 0	7. 7500	222	225	
February.....	1 0 0	2. 9500	250	132	0 1 1. 25	. 3900	127	228	2 0 0	7. 7500	222	225	
March.....	1 0 0	2. 0000	250	130	0 1 1. 50	. 3900	129	228	2 0 0	7. 7500	222	225	
April.....	1 2 6	3. 0000	281	135	0 1 3	. 3900	143	228	2 0 0	7. 7500	222	225	
May.....	1 2 6	3. 1833	281	143	0 1 3. 50	. 3750	148	220	2 0 0	7. 7500	222	225	
June.....	1 2 6	3. 6250	281	163	0 1 3. 75	. 3700	150	217	2 0 0	7. 7500	222	225	
July.....	1 2 6	3. 9667	281	178	0 1 4	. 3700	153	217	2 0 0	7. 7500	222	225	
August.....	.....	4. 0000	.....	179	0 1 2. 50	. 3700	138	217	.....	7. 7500	.....	225	
September.....	.....	4. 0000	.....	179	0 1 2. 50	. 3700	138	217	.....	7. 7500	.....	225	
October.....	.....	4. 0000	.....	179	0 1 1. 50	. 3700	129	217	.....	7. 7500	.....	225	
November.....	.....	4. 2500	.....	191	(a)	. 3700	b 129	217	.....	7. 7500	.....	225	

## WHOLESALE PRICES IN AUSTRALIA AND THE UNITED STATES, BY MONTHS, QUARTERS, AND YEARS, 1913-1918—Continued.

Market... Unit..... Base price.	Turkeys.				Turpentine.				Wheat.			
	Actual price.		Relative price.		Actual price.		Relative price.		Actual price.		Relative price.	
	Australia.	U. S.	Australia.	U. S.	Australia.	U. S.	Australia.	U. S.	Australia.	U. S.	Australia.	U. S.
	Brisbane. Pair.....	New York. Pound.....			Sydney. Gallon.....	Savannah. Gallon.....			Brisbane. Bushel.....	Kansas City. Bush.....		
	£ s. d.	Dolls.			£ s. d.	Dolls.			£ s. d.	Dolls.		
1913—Year	0 17 5.23	.1704	110	98 0	2 11.73	.3931	98	94 0	3 6.82	.8767	100	100
Quarters—												
First.....	1 1 0	.1983	131	114 0	3 0	.4116	99	99 0	3 9	.8769	105	100
Second.....	0 13 0	.1600	82	92 0	3 0.67	.3825	101	92 0	3 5.67	.8979	98	103
Third.....	0 16 4.50	.1467	103	84 0	2 10.83	.3658	96	88 0	3 6.50	.8602	100	98
Fourth.....	0 19 2	.1767	121	102 0	2 11.42	.4125	97	99 0	3 6	.8725	98	100
Months—												
January.....	1 13 0	.2000	208	115 0	3 0.50	.3950	100	95 0	4 1	.8813	115	101
February.....	0 16 6	.1850	104	106 0	3 0.50	.4200	100	101 0	3 11	.8813	110	101
March.....	0 13 6	.2103	85	121 0	2 11	.4200	97	101 0	3 3	.8681	91	99
April.....	0 13 6	.2000	85	115 0	3 1.50	.4200	103	101 0	3 3	.8900	91	102
May.....	0 12 6	.1500	79	86 0	3 1.50	.3650	103	88 0	3 7	.8900	101	102
June.....	0 13 0	.1300	82	75 0	2 11	.3625	96	87 0	3 7	.9138	101	104
July.....	0 14 6	.1600	91	92 0	2 11	.3600	96	86 0	3 6.50	.8575	100	98
August.....	(a)	.1300	b 103	75 0	2 10.50	.3500	95	84 (a)		.8450	b 100	97
September.....	0 18 3	.1500	115	86 0	2 11	.3875	96	93 0	3 0.50	.8781	100	100
October.....	0 17 0	.1700	107	98 0	2 9.25	.3900	91	94 0	3 6.50	.8778	100	100
November.....	0 17 0	.1800	107	103 0	3 0	.4200	99	101 0	3 6.50	.8656	100	99
December.....	1 3 6	.1800	148	103 0	3 1	.4275	102	103 0	3 6	.8740	96	100
1914—Year	0 15 7.20	.1662	100	96 0	3 3.46	.4477	108	107 0	3 11.24	.9391	111	107
Quarters—												
First.....	0 15 9	.2000	105	115 0	3 1.67	.4550	103	109 0	3 7.21	.8705	101	100
Second.....	0 12 3.48	.1725	77	99 0	3 1.83	.4325	104	104 0	3 7.25	.8951	101	102
Third.....	0 18 7	.1388	117	80 0	3 4.83	.4558	112	109 0	4 0.50	.9106	114	104
Fourth.....	0 15 10	.1533	100	88 0	3 5.50	.4475	114	107 0	4 4.67	1.0719	123	123
Months—												
January.....	(a)	.2200	b 118	126 0	3 1	.4400	102	106 0	3 8	.8594	103	98
February.....	0 14 0	.1800	88	103 0	3 1	.4800	102	115 0	3 7	.8675	101	99
March.....	0 17 6	.2000	110	115 0	3 3	.4450	107	107 0	3 6.63	.8847	100	101
April.....	0 12 0	.1900	76	109 0	3 3	(a)	107	b 104 (a)		.8765	b 103	100
May.....	0 12 6	.1775	79	102 0	3 1.50	.4250	103	102 0	3 9	.8938	105	102
June.....	0 12 4.50	.1500	78	86 0	3 1	.4375	102	105 0	3 5.50	.9150	97	105
July.....	0 15 9	.1300	99	75 0	3 1	.4600	102	110 0	4 0	.8155	112	93
August.....	0 12 0	.1513	76	87 0	3 9	.4550	124	109 0	4 0	.8719	112	100
September.....	1 8 0	.1350	177	78 0	3 4.50	(a)	111	b 109 0	4 1.50	1.0445	116	119
October.....	0 16 0	.1550	101	89 0	3 6.25	(a)	116	b 108 0	3 4	1.0219	94	117
November.....	0 15 0	.1900	95	109 0	3 6.25	(a)	116	b 107 0	4 6	1.0738	126	123
December.....	0 16 6	.1150	104	66 0	3 4	.4450	110	107 0	5 4	1.1200	150	128
1915—Year	0 14 9	.1481	93	85 0	3 8.75	.4281	123	103 0	7 4.96	1.2304	208	148
Quarters—												
First.....	0 16 5	.1525	104	88 0	3 6.33	.4175	116	100 0	6 4.67	1.4489	180	166
Second.....	0 10 5	.1400	66	80 0	4 3	.4358	140	105 0	8 1	1.4130	227	162
Third.....	0 14 4	.1250	90	72 0	3 7	.3816	118	92 0	8 4.67	1.2246	236	140
Fourth.....	0 17 10	.1750	112	101 0	3 6.67	.4775	117	115 0	6 9.50	1.0678	191	122
Months—												
January.....	1 0 3	.1525	128	88 0	3 4	.4250	110	102 0	5 6	1.3300	155	152
February.....	0 16 0	.1450	101	83 0	3 6	.4075	115	98 0	6 2	1.5297	173	175
March.....	0 13 0	.1600	82	92 0	3 9	.4200	124	101 0	7 6	1.4869	211	170
April.....	0 10 0	.1700	63	98 0	4 2	.4450	137	107 0	9 0	1.5150	253	173
May.....	0 9 9	.1300	62	75 0	4 7	.4575	151	110 0	7 3	1.5090	204	175
June.....	0 11 6	.1200	73	69 0	4 0	.4050	132	97 0	8 0	1.2150	225	139
July.....	0 12 6	.1150	79	66 0	3 11	.3975	129	95 0	8 0	1.3400	225	153
August.....	0 13 6	.1150	85	66 0	3 6	.3875	115	93 0	8 2	1.2575	229	144
September.....	0 17 0	.1450	107	83 0	3 4	.3600	110	86 0	9 0	1.0763	253	123
October.....	0 13 6	.1800	85	103 0	3 4	.3850	110	92 0	8 9	1.0720	246	123
November.....	0 19 6	.1900	123	109 0	3 4	.5050	110	121 0	5 10.50	1.0413	165	119
December.....	1 0 6	.1550	129	89 0	4 0	.5425	132	130 0	5 9	1.0900	162	125

a No quotation.

b Interpolated.



WHOLESALE PRICES IN AUSTRALIA AND THE UNITED STATES, BY MONTHS, QUARTERS, AND YEARS, 1913-1918—Continued.

Market Unit	Turkeys.				Turpentine.				Wheat.			
	Actual price.		Relative price.		Actual price.		Relative price.		Actual price.		Relative price.	
	Australia.	U. S.	Australia.	U. S.	Australia.	U. S.	Australia.	U. S.	Australia.	U. S.	Australia.	U. S.
Base price.	£ s. d. 0 15 10.32	Dolls. 0.1740			£ s. d. 0 3 0.44	Dolls. 0.4165			£ s. d. 0 3 6.71	Dolls. 0.8746		
1916—Year	1 1 10.08	.2046	138	118	0 4 3.13	.4544	140	133	0 5 5.36	1.3292	153	152
Quarters—												
First	1 2 10	.1967	144	113	0 4 6	.5300	148	127	0 5 9.67	1.1652	153	133
Second	0 17 8	.2167	111	125	0 4 6.83	.4133	150	99	0 5 7	1.0873	157	124
Third	1 3 10	.1650	150	95	0 4 0.50	.4141	133	99	0 5 2.50	1.3356	146	153
Fourth	1 3 4.5	.2400	147	138	0 3 11.87	.4600	129	110	0 5 0.75	1.7438	142	199
Months—												
January	1 7 6	.1750	173	101	0 4 2	.5400	137	130	0 5 9	1.2006	162	137
February	1 0 0	.1900	126	109	0 4 6	.5500	148	132	0 5 8	1.2250	159	140
March	1 1 0	.2250	132	129	0 4 10	.5000	159	120	0 6 0	1.0700	169	122
April	0 16 6	.2100	104	121	0 4 10.50	(a) 161	b 119	120	0 5 9	1.1363	162	130
May	0 16 6	.2200	104	126	0 4 6	.3550	148	85	0 5 9	1.1075	162	127
June	1 0 0	.2200	126	126	0 4 4	.3900	143	94	0 5 3	1.0181	148	116
July	1 0 0	.1650	126	95	0 4 0	.3800	132	91	0 5 6	1.0850	155	124
August	0 18 6	.1650	117	95	0 4 2	.4350	137	104	0 5 1.50	1.3894	144	159
September	1 13 0	.1650	208	95	0 3 11.50	.4275	130	103	0 5 0	1.5325	140	175
October	1 0 6	.2000	129	115	0 3 11.50	.4350	130	104	0 5 1.50	1.6520	144	189
November	(a)	.2300	b 149	132	0 3 11	.4450	129	107	(a)	1.8594	b 142	213
December	1 6 9	.2900	169	167	0 3 11	.5000	129	120	0 5 0	1.7200	140	197
1917—Year	0 17 6.48	.2029	111	117	0 4 9.17	.4475	157	107	0 3 8.58	2.2956	104	262
Quarters—												
First	1 0 2	.2117	127	122	0 4 2.33	.5033	138	121	0 3 2.67	1.9000	91	217
Second	0 14 4	.2033	90	117	0 4 5.33	.4325	146	104	0 3 9.17	2.7506	107	314
Third	0 15 2	.1700	96	98	0 5 0.33	.3808	166	91	0 3 4.33	2.4119	94	276
Fourth	1 0 6	.2267	129	130	0 5 4.67	.4733	177	114	0 4 6.17	2.1200	127	242
Months—												
January	1 1 0	.2100	132	121	0 3 11	.5150	129	124	0 2 9.50	1.8956	78	217
February	0 18 0	.2000	113	115	0 4 4	.5100	143	122	0 3 7.50	1.8013	102	206
March	1 1 6	.2250	136	129	0 4 4	.4850	143	116	0 3 3	1.9825	91	227
April	0 14 0	.2450	88	141	0 4 4	.4500	143	108	0 3 9	2.5306	105	289
May	0 15 0	.1750	95	101	0 4 6	.4450	148	107	0 3 6.50	3.0463	100	348
June	0 14 0	.1900	88	109	0 4 6	.4025	148	97	0 4 0	2.6900	112	308
July	0 12 6	.1600	79	92	0 5 3	.3650	173	88	0 3 7	2.4070	101	275
August	0 16 9	.1600	106	92	0 4 11	.3825	162	92	0 3 9	2.6463	105	303
September	0 16 3	.1900	102	109	0 4 11	.3950	162	95	0 2 9	2.1838	77	250
October	0 17 6	.2000	110	115	0 4 11	.4900	162	118	0 4 1.50	2.1200	116	242
November	1 2 6	.2000	142	115	0 5 5	.4900	178	118	0 4 9.50	2.1200	135	242
December	1 1 6	.2800	136	161	0 5 10	.4400	192	106	0 4 7.50	2.1200	130	242
1918—Year		.2654		153		.5138		123		2.1565		247
Quarters—												
First	0 19 9	.2633	125	151	0 5 9	.4242	189	102	0 4 3.50	2.1200	121	242
Second	0 17 10	.2500	112	144	0 5 9	.4108	189	99	0 4 5	2.1200	124	242
Third		.2633		151		.5917		142	0 4 6	2.1952		251
Fourth		.2850		164		.6283		151		2.1955		251
Months—												
January	1 2 0	.2100	139	121	0 5 9	.4325	189	104	0 4 2.50	2.1200	118	242
February	0 18 6	.2900	117	167	0 5 9	.4400	189	106	0 4 1.50	2.1200	116	242
March	0 18 9	.2900	118	167	0 5 9	.4000	189	96	0 4 6.50	2.1200	128	242
April	0 18 3	.3500	115	201	0 5 9	.3600	189	86	0 4 0	2.1200	112	242
May	0 16 3	.2000	102	115	0 5 9	.4175	189	100	0 3 10.50	2.1200	109	242
June	0 19 0	.2000	120	115	0 5 9	.4550	189	109	0 5 4.50	2.1200	151	242
July	0 16 0	.2500	101	144	0 6 0	.6150	198	148	0 4 6	2.2520	126	258
August		.2500		144		.5450		131		2.1600		247
September		.2900		167		.6150		148		2.1594		247
October		.2900		167		.5850		140		2.1665		248
November		.3250		187		.6500		156		2.1600		247
December		.2400		138		.6500		156		2.2600		258

a No quotation.

b Interpolated.

## WHOLESALE PRICES IN AUSTRALIA AND THE UNITED STATES, BY MONTHS, QUARTERS, AND YEARS, 1913-1918—Continued.

Market . . . Unit . . . . . Base price.	Wool.				Zinc, sheet.				Zinc, spelter.			
	Actual price.		Relative price.		Actual price.		Relative price.		Actual price.		Relative price.	
	Australia.	U. S.	Australia.	U. S.	Australia.	U. S.	Australia.	U. S.	Australia.	U. S.	Australia.	U. S.
	Melbourne.	Boston.			Melbourne.	Smelter.			Melbourne.	New York.		
	Pound.	Pound.			Ton.	Cwt.			Ton.	Pound.		
	£ s. d.	Dolls.			£ s. d.	Dolls.			£ s. d.	Dolls.		
	0 1 0.31	0.2317			40 0 0	7.3542			27 8 4	0.0539		
1913—Year	0 1 0.25	.2388	100	103	40 0 0	7.8750	100	107	27 19 2	.0580	102	108
Quarters—												
First	0 1 0.50	.2708	102	117	40 0 0	8.6667	100	118	29 5 0	.0667	107	124
Second	0 1 0.75	.2350	104	101	40 0 0	7.7500	100	105	27 18 4	.0551	102	102
Third	0 1 0	.2250	97	97	40 0 0	7.5000	100	102	26 13 4	.0568	97	105
Fourth	0 0 11.75	.2242	95	97	40 0 0	7.5833	100	103	28 0 0	.0534	102	99
Months—												
January	0 1 0	.2825	97	122	40 0 0	9.0000	100	122	29 5 0	.0723	107	134
February	0 1 0.75	.2750	104	119	40 0 0	8.7500	100	119	29 5 0	.0649	107	120
March	0 1 0.75	.2550	104	110	40 0 0	8.2500	100	112	29 5 0	.0629	107	117
April	0 1 0.75	.2550	104	110	40 0 0	8.0000	100	109	29 5 0	.0579	107	107
May	0 1 0.75	.2250	104	97	40 0 0	7.7500	100	105	29 5 0	.0551	108	102
June	0 1 0.75	.2250	104	97	40 0 0	7.5000	100	102	25 0 0	.0524	91	97
July	0 1 0.50	.2250	102	97	40 0 0	7.0000	100	95	26 0 0	.0541	95	100
August	0 0 11.75	.2250	96	97	40 0 0	7.5000	100	102	27 0 0	.0580	98	108
September	0 0 11.75	.2250	96	97	40 0 0	8.0000	100	109	27 0 0	.0583	98	108
October	0 0 11.75	.2250	96	97	40 0 0	7.7500	100	105	28 0 0	.0547	102	101
November	0 0 11.50	.2250	93	97	40 0 0	7.5000	100	102	28 0 0	.0534	102	99
December	0 1 0	.2225	97	96	40 0 0	7.5000	100	102	28 0 0	.0522	102	97
1914—Year	0 1 0.20	.2502	99	108	45 1 8	7.5000	113	102	27 16 8	.0530	102	98
Quarters—												
First	0 1 0.33	.2292	100	99	40 0 0	7.3333	100	100	28 0 0	.0538	102	100
Second	0 1 1.17	.2483	107	107	40 0 0	7.0000	100	95	27 0 0	.0517	98	96
Third	0 1 0.83	.2717	104	117	45 6 8	7.5000	113	102	27 13 4	.0529	101	100
Fourth	0 0 10.46	.2517	85	109	55 0 0	8.1667	138	111	28 13 4	.0527	104	98
Months—												
January	0 1 0.25	.2225	100	96	40 0 0	7.5000	100	102	28 0 0	.0533	102	99
February	0 1 0.25	.2325	100	100	40 0 0	7.2500	100	99	28 0 0	.0546	102	101
March	0 1 0.50	.2325	102	100	40 0 0	7.2500	100	99	28 0 0	.0535	102	99
April	0 1 0.50	.2350	102	101	40 0 0	7.0000	100	95	27 0 0	.0522	98	97
May	0 1 1.50	.2450	110	106	40 0 0	7.0000	100	95	27 0 0	.0516	98	96
June	0 1 1.50	.2650	110	114	40 0 0	7.0000	100	95	27 0 0	.0512	98	95
July	0 1 1.50	.2750	110	119	40 0 0	7.0000	100	95	27 0 0	.0503	98	93
August	0 1 0.50	.2750	102	119	48 0 0	7.0000	120	95	28 0 0	.0563	102	104
September	0 1 0.50	.2650	102	114	48 0 0	8.5000	120	116	28 0 0	.0552	102	102
October	0 0 10.38	.2450	84	106	55 0 0	8.5000	138	116	28 0 0	.0500	102	93
November	0 0 10.75	.2550	87	110	55 0 0	8.0000	138	109	28 0 0	.0515	102	96
December	0 0 10.25	.2550	83	110	55 0 0	8.0000	138	109	30 0 0	.0567	109	105
1915—Year	0 1 1	.3000	106	129	77 10 0	17.3541	194	236	69 5 5	.1444	261	268
Quarters—												
First	0 0 11.67	.2983	95	129	56 13 4	10.5833	142	144	40 6 8	.0851	147	158
Second	0 1 0.33	.2917	100	126	70 0 0	18.5000	175	252	75 0 0	.1666	274	309
Third	0 1 0.83	.3017	104	130	88 6 8	22.3333	221	304	82 13 4	.1658	302	308
Fourth	0 1 3.17	.3083	123	133	95 0 0	18.0000	238	245	84 0 0	.1601	319	297
Months—												
January	0 0 11	.2650	89	114	55 0 0	8.7500	138	119	34 0 0	.0652	124	121
February	0 0 11	.30 0	89	132	55 0 0	10.0000	138	136	42 0 0	.0887	153	165
March	0 1 1	.3250	106	140	60 0 0	13.0000	150	177	45 0 0	.1013	164	188
April	0 1 1	.2950	106	127	60 0 0	13.5000	150	184	52 0 0	.1151	190	214
May	0 1 0	.2950	98	127	75 0 0	17.5000	188	238	70 0 0	.1583	255	294
June	0 1 0	.2850	98	123	75 0 0	24.5000	188	333	103 0 0	.2263	376	420
July	0 1 0.50	.2950	102	127	75 0 0	27.0000	188	367	103 0 0	.2080	376	386
August	0 1 1	.30f0	106	132	95 0 0	24.0000	238	326	75 0 0	.1445	274	268
September	0 1 1	.30f0	106	132	95 0 0	16.0000	238	218	70 0 0	.1449	255	266
October	0 1 1.50	.30f0	110	132	95 0 0	16.0000	238	218	72 0 0	.1407	263	261
November	0 1 4	.30f0	130	132	95 0 0	16.00f0	238	218	96 0 0	.1704	350	316
December	0 1 4	.3150	130	136	95 0 0	22.0000	238	299	(b)	.1691	c 345	314

a Nominal.

b No quotation.

c Interpolated.

## WHOLESALE PRICES IN AUSTRALIA AND THE UNITED STATES, BY MONTHS, QUARTERS, AND YEARS, 1913-1918—Continued.

Market .. Unit..... Base price.	Wool.				Zinc, sheet.				Zinc, spelter.			
	Actual price.		Relative price.		Actual price.		Relative price.		Actual price.		Relative price.	
	Australia.	U. S.	Australia.	U. S.	Australia.	U. S.	Australia.	U. S.	Australia.	U. S.	Australia.	U. S.
	Melbourne.	Boston.			Melbourne.	Smelter.			Melbourne.	New York.		
	Pound.	Pound.			Ton.	Cwt.			Ton.	Pound.		
	£ s. d.	Dolls.			£ s. d.	Dolls.			£ s. d.	Dolls.		
	0 1 0 31	0. 2317			40 0 0	7. 3542			27 8 4	0. 0539		
1916—Year		. 3529		152	95 0 0			238	77 6 8	. 1375	282	255
Quarters—												
First.....	0 1 4 33	. 3283	133	142	95 0 0			238	100 0 0	. 1879	365	349
Second.....	0 1 2 83	. 3350	120	145	95 0 0			238	91 13 4	. 1578	334	293
Third.....	0 1 3 50	. 3517	126	152	95 0 0			238	61 13 4	. 0935	225	173
Fourth.....		. 3967		171	95 0 0	17. 6667		238	56 0 0	. 1108	204	206
Months—												
January.....	0 1 4	. 3250	130	140	95 0 0			238	92 0 0	. 1819	336	337
February.....	0 1 5	. 3250	138	140	95 0 0			238	105 0 0	. 2009	383	373
March.....	0 1 4	. 3350	130	145	95 0 0			238	103 0 0	. 1810	376	336
April.....	0 1 2 50	. 3350	118	145	95 0 0			238	105 0 0	. 1862	383	345
May.....	0 1 3	. 3350	122	145	95 0 0			238	95 0 0	. 1593	347	296
June.....	0 1 3	. 3350	122	145	95 0 0			238	75 0 0	. 1280	274	237
July.....	0 1 3	. 3450	122	149	95 0 0			239	65 0 0	. 0970	237	180
August.....	0 1 3	. 3500	122	151	95 0 0			238	60 0 0	. 0910	219	169
September.....	0 1 4 50	. 3600	134	155	95 0 0			238	60 0 0	. 0924	219	171
October.....	0 1 7	. 3650	154	158	95 0 0	15. 0000		238	55 0 0	. 1001	201	186
November.....	0 1 7	. 3350	154	170	95 0 0	17. 0000		238	55 0 0	. 1193	201	221
December.....		. 4300		186	95 0 0	21. 0000		238	58 0 0	. 1129	212	209
1917—Year		. 6446		278	95 0 0	19. 6667		238	58 6 8	. 0911	213	169
Quarters—												
First.....		. 4850		209	95 0 0	21. 0000		238	53 6 8	. 1043	195	194
Second.....		. 5983		258	95 0 0	19. 6667		238	60 13 4	. 0955	221	177
Third.....		. 7450		322	95 0 0	19. 0000		238	59 6 8	. 0852	216	158
Fourth.....		. 7500		324	95 0 0	19. 0000		238	60 0 0	. 0793	219	147
Months—												
January.....		. 4550		196	95 0 0	21. 0000		238	52 0 0	. 0997	190	185
February.....		. 4900		211	95 0 0	21. 0000		238	56 0 0	. 1049	204	195
March.....		. 5100		220	95 0 0	21. 0000		238	52 0 0	. 1082	190	201
April.....		. 5350		231	95 0 0	21. 0000		238	60 0 0	. 0973	219	181
May.....		. 5550		240	95 0 0	19. 0000		238	60 0 0	. 0948	219	176
June.....		. 7050		304	95 0 0	19. 0000		238	62 0 0	. 0945	226	175
July.....		. 7350		317	95 0 0	19. 0000		238	58 0 0	. 0882	212	164
August.....		. 7450		322	95 0 0	19. 0000		238	60 0 0	. 0848	219	157
September.....		. 7550		326	95 0 0	19. 0000		238	60 0 0	. 0827	219	153
October.....		. 7500		324	95 0 0	19. 0000		238	60 0 0	. 0813	219	151
November.....		. 7500		324	95 0 0	19. 0000		238	60 0 0	. 0790	219	147
December.....		. 7500		324	95 0 0	19. 0000		238	60 0 0	. 0777	219	144
1918—Year		. 7408		320						. 0831		154
Quarters—												
First.....		. 7500		324	95 0 0	17. 1538		238	60 0 0	. 0780	219	145
Second.....		. 7467		322	95 0 0	15. 0000		238	60 0 0	. 0746	219	138
Third.....		. 7467		322	95 0 0	15. 0000		204		. 0917		170
Fourth.....		. 7200		311						. 0881		163
Months—												
January.....		. 7500		324	95 0 0	19. 0000		238	60 0 0	. 0788	219	146
February.....		. 7500		324	95 0 0	17. 0000		238	60 0 0	. 0791	219	147
March.....		. 7500		324	95 0 0	15. 0000		238	60 0 0	. 0760	219	141
April.....		. 7500		324	95 0 0	15. 0000		238	60 0 0	. 0700	219	130
May.....		. 7500		324	95 0 0	15. 0000		238	60 0 0	. 0734	219	136
June.....		. 7400		319	95 0 0	15. 0000		238	60 0 0	. 0804	219	149
July.....		. 7500		324	95 0 0	15. 0000		238	60 0 0	. 0875	219	162
August.....		. 7500		324		15. 0000		204		. 0908		168
September.....		. 7400		319		15. 0000		204		. 0967		17 9
October.....		(b)		c 319		15. 0000		204		. 0913		16 9
November.....		(b)		c 319						. 0874		162
December.....		. 6800		c 293						. 0856		158

a Government price set.

b No quotation.

c Interpolated.

## WHOLESALE PRICES IN GERMANY AND THE UNITED STATES, BY MONTHS, QUARTERS, AND YEARS, 1913-1915.

	Barley, medium.				Butter, first class				Calves, prime.			
	Actual price.		Relative price.		Actual price.		Relative price.		Actual price.		Relative price.	
	Ger.	U. S.	Ger.	U. S.	Ger.	U. S.	Ger.	U. S.	Ger.	U. S.	Ger.	U. S.
Market...	Mannheim.	Chicago.			Berlin.	Chicago.			Berlin.	New York.		
Unit.....	1,000 kgs.	Bushel.			100 kgs.	Pound			100 kgs.	100 lbs.		
Base price.	Marks.	Dolls.			Marks.	Dolls.			Marks.	Dolls.		
	176.44	0.6243			247.38	0.2724			126.89	12.0083		
1913—Year.....	182.05	.6263	103	100	251.68	.2969	102	109	127.99	12.0396	101	100
Quarters—												
First.....	194.20	.6015	110	96	264.90	.3312	107	122	127.70	12.1667	101	101
Second.....	180.50	.5966	102	96	236.47	.2850	96	105	125.86	11.1667	99	93
Third.....	175.50	.6571	99	105	238.20	.2659	96	98	124.00	11.7833	98	98
Fourth.....	175.31	.6492	99	104	267.17	.3042	108	112	134.40	13.0417	106	109
Months—												
January.....	206.04	.6250	117	100	262.00	.3144	106	115	127.50	12.2500	100	102
February.....	194.06	.6063	110	97	265.70	.3331	107	122	125.60	12.3750	99	103
March.....	182.50	.5790	103	93	267.00	.3460	108	127	130.00	11.8750	102	99
April.....	180.36	.5863	102	94	249.00	.3213	101	118	129.20	12.0000	102	100
May.....	180.63	.6060	102	97	232.40	.2681	94	98	130.00	10.3750	102	86
June.....	(a)	.6050	b101	97	228.00	.2655	92	97	118.40	11.1250	93	93
July.....	(a)	.5700	b100	91	228.00	.2550	92	94	119.20	10.8750	94	91
August.....	175.16	.6540	99	105	234.60	.2572	95	94	124.30	11.8750	98	99
September.....	175.83	.7263	100	116	252.00	.2856	102	105	128.50	12.6000	101	105
October.....	176.25	.6825	100	109	264.40	.2856	107	105	133.60	13.3750	105	111
November.....	175.75	.6500	100	104	266.20	.3019	108	111	135.10	12.8750	106	107
December.....	173.94	.6150	99	99	270.90	.3250	110	119	134.50	12.8750	106	107
1914—Year.....	205.05	.6204	116	99	256.43	.2731	104	100	114.58	11.9208	90	99
Quarters—												
First.....	176.50	.6158	100	99	254.90	.2752	103	101	127.33	12.5833	100	105
Second.....	178.13	.5778	101	93	229.27	.2442	93	90	121.83	10.6250	96	88
Third.....	215.54	.6223	122	100	241.87	.2737	98	100	97.80	12.2250	77	102
Fourth.....	253.54	.6658	144	107	299.67	.2989	121	110	111.37	12.2500	88	102
Months—												
January.....	174.75	.6390	99	102	258.60	.2975	105	109	131.30	13.3750	103	111
February.....	176.63	.6163	100	99	253.00	.2675	102	98	124.30	12.0000	98	100
March.....	178.13	.5863	101	94	253.10	.2605	102	96	126.40	13.3750	100	111
April.....	178.13	.5750	101	92	241.80	.2350	98	86	128.20	11.6250	101	97
May.....	178.13	.5840	101	94	228.00	.2431	92	89	132.70	9.3750	97	78
June.....	178.13	.5725	101	92	218.00	.2545	88	93	114.60	10.8750	90	91
July.....	(a)	.5338	b111	86	238.10	.2556	96	94	110.70	11.1250	87	93
August.....	212.50	.6300	120	101	243.00	.2785	98	102	94.30	12.3000	74	102
September.....	218.57	.7013	124	112	244.50	.2869	99	105	88.40	13.2500	70	110
October.....	237.86	.6540	135	105	284.00	.2838	115	104	107.20	12.0000	84	100
November.....	252.75	.6863	143	110	290.00	.3050	117	112	110.50	11.6250	87	97
December.....	270.00	.6600	153	106	325.00	.3081	131	113	116.40	13.1250	92	109
1915—Year.....	341.09	.7103	193	114	.....	.2743	.....	101	154.94	12.1354	122	101
Quarters—												
First.....	296.60	.7850	168	126	304.14	.2913	123	107	117.63	12.7083	93	106
Second.....	340.58	.7623	193	122	329.97	.2711	133	100	155.00	10.4583	122	87
Third.....	358.99	.6683	203	107	380.00	.2426	154	89	156.37	12.7083	123	106
Fourth.....	368.19	.6223	209	100	.....	.2909	.....	107	190.77	12.6667	150	105
Months—												
January.....	272.77	.7590	155	122	305.00	.3000	123	110	119.70	12.3750	94	103
February.....	276.45	.8188	157	131	288.62	.2963	117	109	108.60	12.8750	86	107
March.....	340.58	.7838	193	126	318.80	.2775	129	102	124.60	12.8750	98	107
April.....	340.58	.7738	193	124	324.50	.2825	131	104	134.90	11.8750	106	99
May.....	340.58	.7770	193	124	337.00	.2670	136	98	168.10	8.8750	132	74
June.....	340.58	.7325	193	117	328.40	.2638	133	97	162.00	10.6250	128	88
July.....	340.58	.7500	193	120	363.00	.2500	147	92	136.30	11.7500	107	98
August.....	368.19	.7013	209	112	379.00	.2360	153	87	149.80	13.0000	118	108
September.....	368.19	.5538	209	89	398.00	.2419	161	89	183.00	13.3750	144	111
October.....	368.19	.5840	209	94	524.00	.2625	212	96	187.60	13.3750	148	111
November.....	368.19	.6175	209	99	.....	.2895	.....	106	180.10	12.3750	142	103
December.....	368.19	.6750	209	108	.....	.3206	.....	118	204.60	12.2500	161	102

a No quotation.

b Interpolated.

c From November, 1914, spliced with maximum price of barley, native, from "Beilage zum Wochenbericht der Preisberichtsstelle des deutschen Landwirtschaftsrat" (Berlin).

## WHOLESALE PRICES IN GERMANY AND THE UNITED STATES, BY MONTHS, QUARTERS, AND YEARS, 1913-1915—Continued.

	Coal, bituminous.				Coal, semibituminous.				Coffee.			
	Actual price.		Relative price.		Actual price.		Relative price.		Actual price.		Relative price.	
	Ger.	U. S.	Ger.	U. S.	Ger.	U. S.	Ger.	U. S.	Ger.	U. S.	Ger.	U. S.
Market...	Berlin.	Cincinnati.			Berlin.	Norfolk.			Frankfort.	New York.		
Unit.....	Ton...	Ton...			Ton...	Ton...			100 kg.	Pound.		
Base price.	Marks. 24.00	Dolls. 2.2000			Marks. 20.75	Dolls. 3.0000			Marks. 195.17	Dolls. 0.0949		
1913—Year.....	24.00	2.2000	100	100	20.75	3.0000	100	100	202.67	.1113	104	117
Quarters—												
First.....	24.00	2.2000	100	100	20.75	3.0000	100	100	214.67	.1331	110	140
Second.....	24.00	2.2000	100	100	20.75	3.0000	100	100	202.00	.1146	104	121
Third.....	21.00	2.2000	100	100	20.75	3.0000	100	100	193.33	.0954	99	101
Fourth.....	24.00	2.2000	100	100	20.75	3.0000	100	100	200.67	.1019	103	107
Months—												
January.....	24.00	2.2000	100	100	20.75	3.0000	100	100	220.00	.1394	113	147
February.....	24.00	2.2000	100	100	20.75	3.0000	100	100	216.00	.1350	111	142
March.....	24.00	2.2000	100	100	20.75	3.0000	100	100	208.00	.1250	107	132
April.....	24.00	2.2000	100	100	20.75	3.0000	100	100	206.00	.1194	106	126
May.....	24.00	2.2000	100	100	20.75	3.0000	100	100	204.00	.1138	105	120
June.....	24.00	2.2000	100	100	20.75	3.0000	100	100	196.00	.1106	100	117
July.....	24.00	2.2000	100	100	20.75	3.0000	100	100	196.00	.0981	100	103
August.....	24.00	2.2000	100	100	20.75	3.0000	100	100	190.00	.0956	97	101
September.....	24.00	2.2000	100	100	20.75	3.0000	100	100	194.00	.0925	99	97
October.....	21.00	2.2000	100	100	20.75	3.0000	100	100	204.00	.1025	105	108
November.....	24.00	2.2000	100	100	20.75	3.0000	100	100	200.00	.1075	102	113
December.....	24.00	2.2000	100	100	20.75	3.0000	100	100	198.00	.0956	101	101
1914—Year.....	25.17	2.2000	105	100	20.75	3.0000	100	100	202.83	.0816	104	86
Quarters—												
First.....	24.00	2.2000	100	100	20.75	3.0000	100	100	194.00	.0929	99	98
Second.....	24.00	2.2000	100	100	20.75	3.0000	100	100	192.67	.0894	99	94
Third.....	25.17	2.2000	105	100	20.75	3.0000	100	100	195.33	.0798	100	84
Fourth.....	27.50	2.2000	115	100	20.75	3.0000	100	100	229.33	.0642	118	68
Months—												
January.....	24.00	2.2000	100	100	20.75	3.0000	100	100	198.00	.0913	101	96
February.....	24.00	2.2000	100	100	20.75	3.0000	100	100	194.00	.0950	99	100
March.....	24.00	2.2000	100	100	20.75	3.0000	100	100	190.00	.0925	97	97
April.....	24.00	2.2000	100	100	20.75	3.0000	100	100	192.00	.0894	98	94
May.....	24.00	2.2000	100	100	20.75	3.0000	100	100	194.00	.0875	99	92
June.....	24.00	2.2000	100	100	20.75	3.0000	100	100	192.00	.0913	98	96
July.....	24.00	2.2000	100	100	20.75	3.0000	100	100	186.00	.0882	95	93
August.....	24.00	2.2000	100	100	20.75	3.0000	100	100	190.00	.0750	97	79
September.....	27.50	2.2000	115	100	20.75	3.0000	100	100	210.00	.0763	108	80
October.....	27.50	2.2000	115	100	20.75	3.0000	100	100	230.00	.0656	118	69
November.....	27.50	2.2000	115	100	20.75	3.0000	100	100	230.00	.0638	118	67
December.....	27.50	2.2000	115	100	20.75	3.0000	100	100	228.00	.0631	117	66
1915—Year.....	27.50	2.2000	115	100	22.29	2.8500	107	95	249.67	.0745	128	79
Quarters—												
First.....	27.50	2.2000	115	100	21.75	2.8500	105	95	222.00	.0775	114	82
Second.....	27.50	2.2000	115	100	22.25	2.8500	107	95	232.67	.0760	119	80
Third.....	27.50	2.2000	115	100	22.42	2.8500	108	95	254.67	.0717	130	76
Fourth.....	27.50	2.2000	115	100	22.75	2.8500	110	95	250.33	.0729	118	77
Months—												
January.....	27.50	2.2000	115	100	20.75	2.8500	100	95	216.00	.0725	111	76
February.....	27.50	2.2000	115	100	22.25	2.8500	107	95	220.00	.0825	113	87
March.....	27.50	2.2000	115	100	22.25	2.8500	107	95	230.00	.0775	118	82
April.....	27.50	2.2000	115	100	22.25	2.8500	107	95	234.00	.0806	120	85
May.....	27.50	2.2000	115	100	22.25	2.8500	107	95	230.00	.0775	118	82
June.....	27.50	2.2000	115	100	22.25	2.8500	107	95	234.00	.0700	120	74
July.....	27.50	2.2000	115	100	22.25	2.8500	107	95	244.00	.0738	125	78
August.....	27.50	2.2000	115	100	22.25	2.8500	107	95	256.00	.0738	131	78
September.....	27.50	2.2000	115	100	22.75	2.8500	110	95	264.00	.0675	135	71
October.....	27.50	2.2000	115	100	22.75	2.8500	110	95	280.00	.0675	143	71
November.....	27.50	2.2000	115	100	22.75	2.8500	110	95	288.00	.0750	148	79
December.....	27.50	2.2000	115	100	22.75	2.8500	110	95	300.00	.0763	154	80

## WHOLESALE PRICES IN GERMANY AND THE UNITED STATES, BY MONTHS, QUARTERS, AND YEARS, 1913-1915—Continued.

	Coke.				Cotton, cloth.				Cotton, yarn.			
	Actual price.		Relative price.		Actual price.		Relative price.		Actual price.		Relative price.	
	Ger.	U. S.	Ger.	U. S.	Ger.	U. S.	Ger.	U. S.	Ger.	U. S.	Ger.	U. S.
	Market. . . . .	Berlin	Connells-ville.	Mul-hausen.	Bos-ton.	Augs-burg.	New York.	Unit. . . . .	Ton.	Ton.	Keg.	Pound.
	Base price.	Marks. 30.75	Dolls. 2.6200			Marks. 0.24	Dolls. 0.0833			Marks. 2.11	Dolls. 0.3142	
1913—Year . . . . .	31.33	3.0300	102	116	.25	.0842	105	101	2.14	.3150	102	100
Quarters—												
First . . . . .	30.83	3.5167	100	134	.26	.0850	109	102	2.15	.3300	102	105
Second . . . . .	31.50	3.0167	102	115	.26	.0842	107	101	2.09	.3200	99	102
Third . . . . .	31.50	2.9333	102	112	.25	.0825	102	99	2.11	.2800	100	89
Fourth . . . . .	31.50	2.6667	102	102	.25	.0850	101	102	2.21	.3300	105	105
Months—												
January . . . . .	29.50	4.3000	96	164	.27	.0850	109	102	2.16	.3300	102	105
February . . . . .	31.50	3.1000	102	118	.26	.0850	108	102	2.18	.3300	103	105
March . . . . .	31.50	3.1500	102	120	.27	.0850	109	102	2.12	.3300	101	105
April . . . . .	31.50	3.1500	102	120	.26	.0850	107	102	2.10	.3300	100	105
May . . . . .	31.50	3.0000	102	115	.26	.0850	107	102	2.08	.3300	99	105
June . . . . .	31.50	2.9000	102	111	.26	.0825	106	99	2.08	.3000	99	95
July . . . . .	31.50	2.9000	102	111	.25	.0825	103	99	2.06	.2800	98	89
August . . . . .	31.50	3.0000	102	115	.25	.0825	101	99	2.06	.2800	98	89
September . . . . .	31.50	2.9000	102	111	.25	.0825	103	99	2.22	.2800	105	89
October . . . . .	31.50	2.7500	102	105	.25	.0850	103	102	2.28	.3300	108	105
November . . . . .	31.50	2.6500	102	101	.25	.0850	101	102	2.20	.3300	104	105
December . . . . .	31.50	2.6000	102	99	.24	.0850	100	102	2.16	.3300	102	105
1914—Year . . . . .	29.25	2.3200	95	89	.25	.0798	103	96	2.22	.3000	105	95
Quarters—												
First . . . . .	31.50	2.4700	102	94	.24	.0833	97	100	2.08	.3300	99	105
Second . . . . .	28.50	2.4100	93	92	.24	.0825	99	99	2.03	.3167	96	101
Third . . . . .	28.50	2.2833	93	87	.24	.0825	99	99	2.11	.2967	100	94
Fourth . . . . .	28.50	2.1167	93	81	.28	.0709	114	85	2.65	.2567	126	82
Months—												
January . . . . .	31.50	2.4800	102	95	.24	.0850	99	102	2.14	.3300	102	105
February . . . . .	31.50	2.4700	102	94	.24	.0825	97	99	2.06	.3300	98	105
March . . . . .	31.50	2.4600	102	94	.24	.0825	97	99	2.04	.3300	97	105
April . . . . .	28.50	2.4300	93	93	.24	.0825	99	99	2.04	.3300	97	105
May . . . . .	28.50	2.4000	93	92	.24	.0825	99	99	2.02	.3100	96	99
June . . . . .	28.50	2.4000	93	92	.24	.0825	99	99	2.02	.3100	96	99
July . . . . .	28.50	2.3000	93	85	.24	.0825	99	99	2.02	.3000	96	95
August . . . . .	28.50	2.3000	93	88	(a)	.0825	b99	99	2.10	.3000	100	95
September . . . . .	28.50	2.2500	93	86	(a)	.0825	b99	99	2.20	.2900	104	92
October . . . . .	28.50	2.2000	93	84	.26	.0738	107	89	2.48	.2700	118	86
November . . . . .	28.50	2.1000	93	80	.29	.0738	119	89	2.70	.2550	128	81
December . . . . .	28.50	2.0500	93	78	.28	.0650	115	78	2.76	.2450	131	78
1915—Year . . . . .	29.25	2.4200	95	92	.40	.0681	164	82	3.24	.2738	153	87
Quarters—												
First . . . . .	28.50	2.1267	93	81	.27	.0650	112	78	2.49	.2383	118	76
Second . . . . .	29.50	2.1600	96	82	.33	.0667	137	80	2.88	.2667	137	85
Third . . . . .	29.50	2.3167	96	88	.44	.0675	183	81	3.75	.2700	178	86
Fourth . . . . .	29.50	3.0733	96	117	.55	.0733	227	88	3.82	.3200	181	102
Months—												
January . . . . .	28.50	2.1000	93	80	.28	.0650	115	78	2.50	.2450	119	78
February . . . . .	28.50	2.1500	93	82	.28	.0650	113	78	2.48	.2350	118	75
March . . . . .	28.50	2.1300	93	81	.26	.0650	107	78	2.48	.2350	118	75
April . . . . .	29.50	2.1300	96	81	.30	.0650	122	78	2.56	.2600	121	83
May . . . . .	29.50	2.1500	96	82	.31	.0675	128	81	2.85	.2700	135	86
June . . . . .	29.50	2.2000	96	84	.39	.0675	161	81	3.24	.2700	154	86
July . . . . .	29.50	2.2500	96	86	.41	.0675	169	81	3.54	.2700	168	86
August . . . . .	29.50	2.2800	96	87	.46	.0675	189	81	3.81	.2700	181	86
September . . . . .	29.50	2.4200	96	92	.46	.0675	189	81	3.90	.2700	185	86
October . . . . .	29.50	2.6200	96	100	.50	.0700	206	84	4.00	.3150	190	100
November . . . . .	29.50	3.1000	96	118	.55	.0750	227	90	3.71	.3225	176	103
December . . . . .	29.50	3.5000	96	134	.60	.0750	247	90	3.75	.3225	178	103

a No quotation.

b Interpolated.

## WHOLESALE PRICES IN GERMANY AND THE UNITED STATES, BY MONTHS, QUARTERS, AND YEARS, 1913-1915—Continued.

	Cows, first quality.				Flour, rye, medium.				Flour, wheat.			
	Actual price.		Relative price.		Actual price.		Relative price.		Actual price.		Relative price.	
	Ger.	U. S.	Ger.	U. S.	Ger.	U. S.	Ger.	U. S.	Ger.	U. S.	Ger.	U. S.
Market...	Berlin	Chicago			Berlin	Minneapolis			Berlin	Minneapolis		
Unit.....	100 kgs.	100 lbs.			100 kgs.	Bbls. (196 lbs.)			100 kgs.	Bbls. (196 lbs.)		
Base price.	Marks. 89.70	Dolls. 9.1022			Marks. 20.52	Dolls. 3.0733			Marks. 26.81	Dolls. 4.5699		
1913—Year.....	91.54	8.9288	102	98	20.85	3.1231	102	102	26.90	4.5837	101	100
Quarters—												
First.....	88.27	8.9550	98	98	21.43	3.1500	104	102	27.25	4.4584	102	98
Second.....	91.77	8.7767	102	96	21.02	3.1500	102	102	27.25	4.7096	102	103
Third.....	93.57	8.9833	104	99	20.96	3.1433	102	102	27.17	4.6833	101	102
Fourth.....	92.57	9.0004	103	99	20.00	3.0500	97	99	25.92	4.4746	97	98
Months—												
January.....	90.80	9.0125	101	99	21.80	3.1500	106	102	27.50	4.4813	103	98
February.....	87.80	8.9125	98	98	21.40	3.1500	104	102	27.25	4.5188	102	99
March.....	86.20	8.9400	96	98	21.10	3.1500	103	102	27.00	4.3750	101	96
April.....	89.30	8.8938	100	98	20.95	3.1500	102	102	27.25	4.6100	102	101
May.....	92.00	8.6563	103	95	21.05	3.1500	103	102	27.25	4.6563	102	102
June.....	94.00	8.7800	105	96	21.05	3.1500	103	102	27.25	4.8625	102	106
July.....	94.80	8.9875	106	99	21.25	3.1500	104	102	27.25	4.7700	102	104
August.....	92.40	8.8875	103	98	20.98	3.1500	102	102	27.25	4.7000	102	103
September.....	93.50	9.0750	104	100	20.65	3.1300	101	102	27.00	4.5800	101	100
October.....	92.50	9.1250	103	100	20.05	3.0500	98	99	26.00	4.4563	97	98
November.....	93.20	8.9563	104	98	19.95	3.0500	97	99	25.75	4.4875	96	98
December.....	92.00	8.9200	103	98	20.00	3.0500	97	99	26.00	4.4800	97	98
1914—Year.....	85.57	9.6520	95	106	24.65	3.5212	120	115	30.75	5.0962	115	112
Quarters—												
First.....	87.63	9.2383	98	101	19.65	3.0500	96	99	26.33	4.5708	98	100
Second.....	85.03	9.1867	95	101	21.47	3.0500	105	99	27.83	4.5508	104	100
Third.....	84.03	10.0767	94	111	26.75	3.1833	130	104	32.33	5.3488	121	117
Fourth.....	(a)	10.1479	b 98	111	30.75	4.7042	150	153	36.50	5.8625	136	128
Months—												
January.....	91.40	9.2250	102	101	19.80	3.0500	96	99	26.25	4.5000	98	98
February.....	86.00	9.2250	96	101	19.60	3.0500	96	99	26.50	4.5875	99	100
March.....	85.50	9.2650	95	102	19.55	3.0500	95	99	26.25	4.6250	98	101
April.....	85.30	9.2750	95	102	19.85	3.0500	97	99	27.25	4.5500	102	100
May.....	84.80	9.1250	95	100	22.10	3.0500	108	99	27.75	4.6125	104	101
June.....	85.00	9.1600	95	101	22.46	3.0500	109	99	28.50	4.4900	106	98
July.....	85.30	9.6750	95	106	22.45	2.9750	109	97	29.00	4.5938	108	101
August.....	85.80	10.0300	96	110	28.60	3.0250	139	98	34.00	5.5125	127	121
September.....	81.00	10.5250	90	116	29.20	3.5500	142	116	34.00	5.9400	127	130
October.....	(a)	10.4500	b 94	115	30.23	3.8250	147	124	35.00	5.7563	131	126
November.....	(a)	10.2188	b 98	112	30.23	4.6875	147	153	36.50	5.8813	136	129
December.....	(a)	9.7750	b 102	107	c 31.78	5.6000	155	182	c 38.00	5.9500	142	130
1915—Year.....	117.84	9.3117	131	102	35.45	5.2135	173	170	37.48	6.6630	140	146
Quarters—												
First.....	96.90	8.8063	108	97	40.48	5.6958	197	185	41.73	7.3492	156	161
Second.....	117.27	8.7584	131	96	34.33	5.6367	167	183	37.13	7.3942	138	162
Third.....	124.70	9.8159	139	108	33.50	4.9425	163	161	35.52	6.2242	132	136
Fourth.....	132.50	9.7717	148	107	33.50	4.5833	163	149	35.52	5.7479	132	126
Months—												
January.....	95.40	9.1583	106	101	35.24	5.6375	172	183	40.53	6.8563	151	150
February.....	94.80	8.5938	106	94	43.39	5.8000	211	189	42.15	7.7063	157	169
March.....	100.50	8.6667	112	95	42.80	5.6500	209	184	42.52	7.4850	159	164
April.....	105.80	8.3313	118	92	36.00	5.6500	175	184	40.35	7.7063	151	169
May.....	120.00	8.6450	134	95	33.50	5.6500	163	184	35.52	7.8813	132	172
June.....	125.80	9.2688	140	102	33.50	5.6100	163	183	35.52	6.5950	132	144
July.....	122.80	9.9063	137	109	33.50	5.3875	163	175	35.52	7.0313	132	154
August.....	127.30	9.8100	142	108	33.50	4.9400	163	161	35.52	6.3100	132	138
September.....	124.00	9.7313	138	107	33.50	4.5000	163	146	35.52	5.3313	132	117
October.....	127.60	9.6875	142	106	33.50	4.5250	163	147	35.52	5.5188	132	121
November.....	130.30	9.9400	145	109	33.50	4.6000	163	150	35.52	5.5000	132	120
December.....	139.60	9.6875	156	106	33.50	4.6250	163	150	35.52	6.2250	132	136

a No quotation.

b Interpolated.

c From December, 1914, spliced with rye flour No. 1 from "Beilage zum Wochenbericht der Preisber-

## WHOLESALE PRICES IN GERMANY AND THE UNITED STATES, BY MONTHS, QUARTERS, AND YEARS, 1913-1915—Continued.

	Hogs, live.				Hops.				Iron, bar.			
	Actual price.		Relative price.		Actual price.		Relative price.		Actual price.		Relative price.	
	Ger.	U. S.	Ger.	U.S.	Ger.	U. S.	Ger.	U.S.	Ger.	U. S.	Ger.	U.S.
Market.....	Berlin.	Chicago.			Nu- rem- burg.	New York.			Lubeck.	Philadel- phia.		
Unit.....	100 kgs.	100 lbs.			100 kgs	Pound.			1,000 kgs.	Pound.		
Base price...	Marks. 103.60	Dolls. 8.3094			Marks. 355.00	Dolls. 0.3575			Marks. 260.00	Dolls. 0.0180		
1913—Year.....	114.63	8.3542	111	101	282.50	.2663	80	74	260.00	.0192	100	107
Quarters—												
First.....	122.20	8.2500	118	99	223.33	.2800	63	78	260.00	.0206	100	114
Second.....	106.27	8.6417	103	104	236.67	.2167	67	61	260.00	.0196	100	109
Third.....	119.10	8.6083	115	104	286.67	.1900	81	53	260.00	.0193	100	107
Fourth.....	110.93	7.9167	107	95	383.33	.3783	108	108	260.00	.0173	100	96
Months—												
January.....	126.40	7.4500	122	90	220.00	.3100	62	87	260.00	.0206	100	114
February.....	121.30	8.1750	117	98	220.00	.2700	62	76	260.00	.0206	100	114
March.....	118.90	9.1250	115	110	230.00	.2600	65	73	260.00	.0205	100	114
April.....	108.60	8.8250	105	106	240.00	.2200	68	62	260.00	.0196	100	109
May.....	105.30	8.5000	102	102	230.00	.2200	65	62	260.00	.0196	100	109
June.....	104.90	8.6000	101	103	240.00	.2100	68	59	260.00	.0196	100	109
July.....	118.00	9.0750	114	109	250.00	.1800	70	50	260.00	.0196	100	109
August.....	121.80	8.3750	118	101	240.00	.1950	68	55	260.00	.0196	100	109
September.....	117.50	8.3750	113	101	370.00	.1950	104	55	260.00	.0186	100	103
October.....	115.90	8.2000	112	99	370.00	.2250	104	63	260.00	.0176	100	98
November.....	111.10	7.8000	107	94	390.00	.4450	110	124	260.00	.0176	100	98
December.....	105.80	7.7500	102	93	390.00	.4650	110	130	260.00	.0166	100	92
1914—Year.....	95.29	8.2677	92	100	263.75	.3963	74	111	261.67	.0160	101	89
Quarters—												
First.....	97.13	8.4417	94	102	390.00	.4550	110	127	260.00	.0166	100	92
Second.....	87.23	8.2708	84	100	360.00	.4067	101	114	260.00	.0157	100	87
Third.....	90.67	8.8250	88	106	206.67	.3633	58	102	261.67	.0163	101	91
Fourth.....	106.13	7.5333	102	91	98.33	.3600	28	101	265.00	.0152	102	84
Months—												
January.....	103.30	8.1750	100	98	390.00	.4650	110	130	260.00	.0166	100	92
February.....	96.50	8.5500	93	103	390.00	.4600	110	129	260.00	.0166	100	92
March.....	91.60	8.6000	88	103	390.00	.4400	110	123	260.00	.0166	100	92
April.....	89.80	8.4750	87	102	390.00	.4300	110	120	260.00	.0157	100	87
May.....	86.60	8.2375	84	99	360.00	.4000	101	112	260.00	.0157	100	87
June.....	85.30	8.1000	82	97	330.00	.3900	93	109	260.00	.0157	100	87
July.....	85.70	9.0000	83	108	280.00	.3700	79	103	260.00	.0157	100	87
August.....	94.30	8.9000	91	107	240.00	.3600	68	101	260.00	.0166	100	92
September.....	92.00	8.5750	89	103	100.00	.3600	28	101	265.00	.0166	102	92
October.....	102.70	7.7750	99	94	100.00	.4750	28	133	265.00	.0152	102	84
November.....	104.40	7.6250	101	92	95.00	.3350	27	94	265.00	.0152	102	84
December.....	111.30	7.2000	107	87	100.00	.2700	28	76	265.00	.0152	102	84
1915—Year.....		7.0229		85	90.42	.1825	26	51	281.50	.0174	108	97
Quarters—												
First.....	147.53	6.7333	142	81	110.00	.2017	31	56	271.67	.0152	104	84
Second.....	217.30	7.3333	210	88	96.67	.1267	27	35	280.00	.0152	108	87
Third.....	237.07	7.1250	248	86	70.00	.1200	20	34	290.00	.0174	112	97
Fourth.....		6.9000		83	85.00	.2817	24	79	290.00	.0215	112	119
Months—												
January.....	127.70	6.8000	123	82	110.00	.2500	31	70	270.00	.0152	104	84
February.....	152.50	6.6750	147	80	110.00	.2050	31	57	270.00	.0152	104	84
March.....	162.40	6.7250	157	81	110.00	.1500	31	42	275.00	.0152	106	84
April.....	188.80	7.2000	182	87	110.00	.1400	31	39	275.00	.0155	106	86
May.....	226.30	7.4000	218	89	100.00	.1200	28	34	275.00	.0157	106	87
June.....	236.80	7.4000	229	89	80.00	.1200	23	34	290.00	.0158	112	88
July.....	232.80	7.1000	225	85	70.00	.1200	20	34	290.00	.0162	112	90
August.....	261.30	6.9250	252	83	60.00	.1200	17	34	290.00	.0171	112	95
September.....	277.10	7.3500	267	88	80.00	.1200	23	34	290.00	.0188	112	104
October.....	276.70	7.7250	267	93	85.00	.2800	24	78	290.00	.0198	112	110
November.....		6.6250		80	85.00	.2850	24	80	(a)	.0216	b112	120
December.....		6.3500		76	85.00	.2800	24	78	(a)	.0232	b112	129

a No quotation.

b Interpolated



WHOLESALE PRICES IN GERMANY AND THE UNITED STATES, BY MONTHS, QUARTERS, AND YEARS, 1913-1915—Continued.

	Iron, pig, first series.				Iron, pig, second series.				Lead, pig.			
	Actual price.		Relative price.		Actual price.		Relative price.		Actual price.		Relative price.	
	Ger.	U. S.	Ger.	U. S.	Ger.	U. S.	Ger.	U. S.	Ger.	U. S.	Ger.	U. S.
Market. . . . .	Dortmund.	Valley furnaces.	-----	-----	Dortmund.	Valley furnaces.	-----	-----	Berlin.	New York.	-----	-----
Unit. . . . .	1,000 kgs.	Ton.	-----	-----	1,000 kgs.	Ton.	-----	-----	100 kgs.	Pound.	-----	-----
Base price.	Marks. 80.75	Dolls. 14.7900	-----	-----	Marks. 62.67	Dolls. 13.3617	-----	-----	Marks. 40.85	Dolls. 0.0418	-----	-----
Year—1913. . . . .	82.25	16.2600	102	110	65.67	14.7700	105	111	39.64	.0437	97	105
Quarters—												
First. . . . .	82.50	17.2333	102	117	66.00	16.3567	105	122	36.25	.0432	89	103
Second. . . . .	82.50	16.7800	102	113	66.00	15.2067	105	114	39.88	.0435	98	104
Third. . . . .	82.50	15.7467	102	106	66.00	14.1633	105	106	42.75	.0456	105	109
Fourth. . . . .	81.50	15.2833	101	103	64.67	13.3600	103	100	39.67	.0425	97	102
Months—												
January. . . . .	82.50	17.2500	102	117	66.00	16.5000	105	123	37.50	.0432	92	103
February. . . . .	82.50	17.2500	102	117	66.00	16.4300	105	123	36.00	.0433	88	104
March. . . . .	82.50	17.2000	102	116	66.00	16.1400	105	121	35.25	.0433	86	104
April. . . . .	82.50	17.0000	102	115	66.00	15.8700	105	119	37.25	.0438	91	105
May. . . . .	82.50	17.0000	102	115	66.00	15.2500	105	114	40.63	.0434	99	104
June. . . . .	82.50	16.3400	102	110	66.00	14.5000	105	109	41.75	.0433	102	104
July. . . . .	82.50	15.8600	102	107	66.00	14.4000	105	108	42.75	.0435	105	104
August. . . . .	82.50	15.6300	102	106	66.00	14.0900	105	105	43.75	.0462	107	111
September. . . . .	82.50	15.7500	102	106	66.00	14.0000	105	105	41.75	.0470	102	112
October. . . . .	82.50	15.6700	102	106	66.00	13.9700	105	105	41.50	.0440	102	105
November. . . . .	82.50	15.2300	102	103	66.00	13.2800	105	99	40.00	.0429	98	103
December. . . . .	79.50	14.9500	98	101	62.00	12.8300	99	96	37.50	.0405	92	97
Year—1914. . . . .	82.08	13.9900	102	95	60.67	12.8900	97	96	43.60	.0386	107	92
Quarters—												
First. . . . .	79.50	14.1300	98	96	60.00	12.9233	96	97	40.00	.0404	98	97
Second. . . . .	79.50	14.0000	98	95	60.00	13.0000	96	97	39.00	.0387	95	93
Third. . . . .	79.67	14.0000	99	95	59.67	13.0000	95	97	44.25	.0386	108	92
Fourth. . . . .	89.67	13.8233	111	93	63.00	12.6267	101	95	51.17	.0367	125	88
Months—												
January. . . . .	79.50	14.0600	98	95	60.00	12.5100	96	94	39.75	.0411	97	98
February. . . . .	79.50	14.1300	98	96	60.00	13.2100	96	99	40.00	.0405	98	97
March. . . . .	79.50	14.2000	98	96	60.00	13.0500	96	98	40.25	.0397	99	95
April. . . . .	79.50	14.0000	98	95	60.00	13.0000	96	97	38.25	.0381	94	91
May. . . . .	79.50	14.0000	98	95	60.00	13.0000	96	97	38.75	.0390	95	93
June. . . . .	79.50	14.0000	98	95	60.00	13.0000	96	97	40.00	.0390	98	93
July. . . . .	78.00	14.0000	97	95	58.00	13.0000	93	97	40.00	.0389	98	93
August. . . . .	78.00	14.0000	97	95	58.00	13.0000	93	97	46.75	.0388	114	93
September. . . . .	83.00	14.0000	103	95	63.00	13.0000	101	97	46.00	.0383	113	92
October. . . . .	83.00	13.9700	103	94	63.00	12.8800	101	96	48.00	.0353	117	84
November. . . . .	93.00	13.7500	115	93	63.00	12.5000	101	94	51.25	.0368	125	88
December. . . . .	93.00	13.7500	115	93	63.00	12.5000	101	94	54.25	.0380	133	91
Year—1915. . . . .	106.92	14.9000	132	101	72.17	13.7800	115	103	-----	.0467	-----	112
Quarters—												
First. . . . .	97.67	13.6633	121	92	67.67	12.5000	108	94	54.67	.0387	134	93
Second. . . . .	100.00	13.6500	124	92	69.00	12.5233	110	94	54.42	.0481	133	115
Third. . . . .	115.00	15.0100	142	101	76.00	13.8833	121	104	65.17	.0498	160	119
Fourth. . . . .	115.00	17.2867	142	117	76.00	16.2033	121	121	-----	.0504	-----	121
Months—												
January. . . . .	93.00	13.7500	115	93	65.00	12.5000	104	94	54.25	.0373	133	89
February. . . . .	100.00	13.6400	124	92	69.00	12.5000	110	94	55.25	.0383	135	92
March. . . . .	100.00	13.6000	124	92	69.00	12.5000	110	94	54.50	.0405	133	97
April. . . . .	100.00	13.6000	124	92	69.00	12.5000	110	94	53.25	.0422	130	101
May. . . . .	100.00	13.6000	124	92	69.00	12.5000	110	94	52.50	.0427	129	102
June. . . . .	100.00	13.7500	124	93	69.00	12.5700	110	94	57.50	.0593	141	142
July. . . . .	115.00	13.9800	142	95	76.00	12.8700	121	96	64.00	.0566	157	135
August. . . . .	115.00	15.1200	142	102	76.00	13.9800	121	105	66.00	.0466	162	111
September. . . . .	115.00	15.9300	142	108	76.00	14.8000	121	111	65.50	.0461	160	110
October. . . . .	115.00	16.0000	142	108	76.00	15.0000	121	112	66.40	.0460	163	110
November. . . . .	115.00	16.6700	142	113	76.00	15.8800	121	119	-----	.0516	-----	123
December. . . . .	115.00	19.1900	142	130	76.00	17.7300	121	133	-----	.0536	-----	128

WHOLESALE PRICES IN GERMANY AND THE UNITED STATES, BY MONTHS, QUARTERS, AND YEARS, 1913-1915—Continued.

Market . . . Unit . . . Base price.	Linen thread.				Oats, good.				Potatoes, white.			
	Actual price.		Relative price.		Actual price.		Relative price.		Actual price.		Relative price.	
	Ger.	U. S.	Ger.	U.S.	Ger.	U. S.	Ger.	U.S.	Ger.	U. S.	Ger.	U.S.
	Bielefeld. Keg.	Pound.	Berlin 1,000 kgs.	Chi- cago. Bushel.	Magde- burg. 1,000 kgs.	General market. Bushel.						
Marks.	Dolls.	Marks.	Dolls.	Marks.	Dolls.	Marks.	Dolls.	Marks.	Dolls.			
1913—Year . . . . .	2.55	.8930	102	100	162.17	.3802	103	95	37.92	.5966	107	86
Quarters—												
First . . . . .	2.56	.8930	102	100	167.86	.3311	106	83	35.33	.5190	99	75
Second . . . . .	2.56	.8930	102	100	163.05	.3776	103	94	44.67	.5123	126	74
Third . . . . .	2.56	.8930	102	100	162.85	.4159	103	104	43.67	.6477	123	94
Fourth . . . . .	2.53	.8930	101	100	154.93	.3988	98	100	78.00	.7073	79	103
Months—												
January . . . . .	2.56	.8930	102	100	172.40	.3324	109	83	36.00	.5060	101	73
February . . . . .	2.56	.8930	102	100	168.23	.3347	106	84	36.00	.5310	101	77
March . . . . .	2.56	.8930	102	100	162.95	.3271	103	82	34.00	.5200	96	75
April . . . . .	2.56	.8930	102	100	164.52	.3466	104	87	32.00	.5030	90	73
May . . . . .	2.56	.8930	102	100	164.55	.3786	104	95	32.00	.4820	90	70
June . . . . .	2.56	.8930	102	100	160.09	.4075	102	102	70.00	.5520	197	80
July . . . . .	2.56	.8930	102	100	163.24	.3940	103	98	63.00	.4980	177	72
August . . . . .	2.56	.8930	102	100	164.27	.4208	104	105	39.00	.6920	110	100
September . . . . .	2.56	.8930	102	100	161.05	.4263	102	106	29.00	.7530	82	109
October . . . . .	2.56	.8930	102	100	157.60	.3972	99	99	27.00	.7390	76	107
November . . . . .	2.51	.8930	100	100	155.56	.3970	98	99	28.00	.6960	79	101
December . . . . .	2.51	.8930	100	100	151.62	.4027	96	101	29.00	.6870	82	100
1914—Year . . . . .	2.60	.9071	104	102	183.89	.4239	116	106	46.42	.6927	130	100
Quarters—												
First . . . . .	2.48	.8930	99	100	151.18	.3917	96	98	32.33	.6960	91	101
Second . . . . .	2.45	.8930	98	100	162.85	.3969	103	99	38.33	.7090	108	103
Third . . . . .	2.61	.8930	104	100	199.96	.4269	127	107	56.00	.8117	157	113
Fourth . . . . .	2.87	.9474	114	106	221.56	.4802	140	120	59.00	.5540	166	80
Months—												
January . . . . .	2.51	.8930	100	100	151.81	.3889	96	97	31.00	.6840	87	99
February . . . . .	2.48	.8930	99	100	151.17	.3941	96	98	33.00	.6970	93	101
March . . . . .	2.45	.8930	98	100	150.56	.3930	95	98	33.00	.7070	93	102
April . . . . .	2.45	.8930	98	100	152.56	.3910	97	98	35.00	.7000	98	101
May . . . . .	2.45	.8930	98	100	164.81	.3985	104	100	38.00	.7140	107	103
June . . . . .	2.45	.8930	98	100	171.18	.4008	108	100	42.00	.7130	118	103
July . . . . .	2.56	.8930	102	100	172.33	.3722	109	93	73.00	.8150	205	118
August . . . . .	2.59	.8930	103	100	211.42	.4193	134	105	56.00	.8710	157	126
September . . . . .	2.67	.8930	107	100	216.12	.4911	137	123	39.00	.7490	110	109
October . . . . .	2.76	.8930	110	100	221.00	.4679	140	117	59.00	.6470	166	94
November . . . . .	2.87	.9776	114	109	221.13	.4864	140	121	63.00	.5280	177	77
December . . . . .	2.98	.9776	119	109	222.56	.4895	141	122	55.00	.4870	155	71
1915—Year . . . . .	3.73	1.0763	149	121	286.69	.4805	181	120	.....	.5248	.....	76
Quarters—												
First . . . . .	3.11	1.0622	124	119	257.23	.5612	163	140	73.67	.5017	207	73
Second . . . . .	3.86	1.0622	154	119	274.56	.5314	174	133	76.33	.4970	215	72
Third . . . . .	3.97	1.0622	158	119	302.99	.4513	192	113	107.33	.5297	302	77
Fourth . . . . .	3.97	1.1186	158	125	312.00	.3854	198	96	.....	.5710	.....	83
Months—												
January . . . . .	3.03	1.0622	121	119	222.56	.5366	141	134	55.00	.4970	155	72
February . . . . .	3.14	1.0622	125	119	274.56	.5761	174	144	76.00	.5040	214	73
March . . . . .	3.14	1.0622	125	119	274.56	.5770	174	144	90.00	.5040	253	73
April . . . . .	3.86	1.0622	154	119	274.56	.5717	174	143	90.00	.4780	253	69
May . . . . .	3.86	1.0622	154	119	274.56	.5843	174	133	78.00	.5050	219	73
June . . . . .	3.86	1.0622	154	119	274.56	.4874	174	122	61.00	.5080	171	74
July . . . . .	3.97	1.0622	158	119	274.56	.5358	174	134	160.00	.5210	450	76
August . . . . .	3.97	1.0622	158	119	317.20	.4495	201	112	102.50	.5630	288	82
September . . . . .	3.97	1.0622	158	119	317.20	.3477	201	87	60.00	.5050	169	73
October . . . . .	3.97	1.0622	158	119	312.00	.3635	198	91	65.00	.4880	183	71
November . . . . .	3.97	1.1468	158	128	312.00	.3678	198	92	.....	.6080	.....	88
December . . . . .	3.97	1.1468	158	128	312.00	.4214	198	105	.....	.6170	.....	89

a From November, 1914, spliced with oats, medium, from "Beilage zum Wochenbericht der Preisberichterstellte des deutschen Landwirtschaftsrat" (Berlin).

WHOLESALE PRICES IN GERMANY AND THE UNITED STATES, BY MONTHS, QUARTERS, AND YEARS, 1913-1915—Continued.

	Rye.				Sheep, prime.				Sugar, refined.			
	Actual price.		Relative price.		Actual price.		Relative price.		Actual price.		Relative price.	
	Ger.	U. S.	Ger.	U.S.	Ger.	U. S.	Ger.	U.S.	Ger.	U. S.	Ger.	U.S.
<b>Market.</b>	<b>Berlin</b>	<b>Minneapolis.</b>			<b>Berlin</b>	<b>New York.</b>			<b>Magdeburg.</b>	<b>New York.</b>		
<b>Unft.</b>	<b>1,000 kgs.</b>	<b>Bushel.</b>			<b>160 kgs.</b>	<b>100 lbs.</b>			<b>100 kgs.</b>	<b>Pound.</b>		
<b>Base price.</b>	<i>Marks.</i>	<i>Dolls.</i>			<i>Marks.</i>	<i>Dolls.</i>			<i>Marks.</i>	<i>Dalls.</i>		
	162.17	0.5653			94.20	4.7708			38.58	0.0413		
1913—Year	164.30	.5656	101	100	93.31	4.6771	99	98	39.08	.0427	101	103
Quarters—												
First	168.08	.5692	104	101	90.80	5.2500	96	110	39.46	.0429	102	104
Second	165.48	.5658	102	100	93.70	5.2083	100	109	39.41	.0411	102	100
Third	166.20	.5833	102	103	93.37	3.6250	99	78	38.85	.0454	101	110
Fourth	157.44	.5442	97	96	95.87	4.6250	102	97	38.52	.0416	100	101
Months—												
January	171.94	.5850	106	103	89.10	4.5000	95	94	38.80	.0450	101	109
February	168.10	.5675	104	100	89.80	5.2500	95	110	39.38	.0418	102	101
March	164.20	.5550	101	98	92.00	6.0000	98	126	40.19	.0419	104	101
April	164.31	.5500	101	97	92.30	6.5000	98	136	39.63	.0410	103	99
May	166.97	.5725	103	101	93.10	5.2500	99	110	39.22	.0410	102	99
June	165.17	.5750	102	102	95.70	3.8750	102	81	39.38	.0414	102	100
July	173.27	.5675	107	100	93.50	3.6250	99	76	38.69	.0447	100	108
August	163.23	.5675	101	100	93.40	3.5000	99	73	(a)	.0461	<i>b</i> 101	112
September	162.11	.6150	100	109	93.20	3.7500	99	79	39.00	.0453	101	110
October	158.03	.5675	97	100	95.80	4.3750	102	92	39.13	.0419	101	101
November	155.54	.5425	96	96	97.00	4.6250	103	97	38.50	.0421	100	102
December	158.75	.5225	98	92	94.80	4.8750	101	102	37.92	.0408	98	99
1914—Year	185.54	.6974	114	123	93.98	5.0550	100	106	39.31	.0471	102	114
Quarters—												
First	155.63	.5521	96	98	94.10	5.5000	100	115	38.25	.0389	99	94
Second	169.40	.5817	104	103	93.47	5.3333	99	112	38.79	.0395	101	96
Third	193.14	.7125	119	126	92.33	4.2283	98	89	39.51	.0583	102	141
Fourth	223.96	.9233	138	167	96.00	4.9583	102	104	40.75	.0523	106	127
Months—												
January	156.69	.5513	97	98	96.60	4.8250	103	101	38.32	.0392	99	95
February	154.75	.5450	95	96	92.40	5.6750	98	119	38.31	.0392	99	95
March	155.46	.5600	96	99	93.30	6.0000	99	126	38.13	.0382	99	92
April	159.56	.5650	98	100	93.00	6.0000	99	126	38.38	.0372	99	90
May	172.30	.5800	106	103	92.90	5.6250	99	118	39.00	.0397	101	96
June	176.35	.6000	109	106	94.50	4.3750	100	92	39.00	.0417	101	101
July	173.66	.5625	107	100	93.00	4.4350	99	93	39.02	.0420	101	102
August	193.98	.6600	119	117	93.80	3.7500	100	79	40.00	.0649	104	157
September	211.79	.9150	130	162	90.20	4.5000	96	94	(a)	.0680	<i>b</i> 104	165
October	227.89	.8400	140	149	90.50	5.0000	96	105	40.25	.0593	104	144
November	222.00	.9350	137	165	96.00	5.3750	102	113	41.00	.0493	106	119
December	222.00	1.0550	137	187	101.50	4.5000	108	94	41.00	.0483	106	117
1915—Year	228.61	1.0529	141	186	134.77	6.0458	143	127	41.75	.0556	108	135
Quarters—												
First	227.28	1.1533	140	204	110.63	5.3500	117	112	41.60	.0538	108	130
Second	236.36	1.1356	146	201	128.87	7.6667	137	161	42.20	.0585	109	142
Third	228.80	.9917	141	175	145.60	6.0417	155	127	(a)	.0546	(a)	132
Fourth	222.00	.9317	137	165	153.97	5.1250	163	107	(a)	.0552	(a)	134
Months—												
January	224.25	1.1000	138	195	107.00	4.2500	114	89	41.30	.0488	107	118
February	227.28	1.2650	140	224	109.70	5.0000	116	105	41.60	.0554	108	134
March	230.30	1.0950	142	194	115.20	6.8000	122	143	41.90	.0571	109	138
April	233.33	1.1050	144	195	117.00	8.0000	124	168	42.20	.0578	109	140
May	236.35	1.1650	146	206	132.80	10.3750	141	217	(a)	.0588	(a)	142
June	239.39	1.1350	148	201	136.80	4.6250	145	97	(a)	.0588	(a)	142
July	242.41	1.0650	149	188	142.00	6.7500	151	141	(a)	.0582	(a)	141
August	222.00	1.0450	137	185	146.30	5.8750	155	123	(a)	.0549	(a)	133
September	222.00	.8650	137	153	148.50	5.5000	158	115	(a)	.0506	(a)	123
October	222.00	.9150	137	162	146.60	6.0000	156	126	(a)	.0497	(a)	120
November	222.00	.9550	137	169	153.50	4.7500	163	100	(a)	.0568	(a)	138
December	222.00	.9250	137	164	161.80	4.6250	172	97	(a)	.0592	(a)	143

a No quotation.  
 b Internolated.

## WHOLESALE PRICES IN GERMANY AND THE UNITED STATES, BY MONTHS, QUARTERS, AND YEARS, 1913-1915—Continued.

	Tea, Chinese.				Tin, pig.				Tobacco.			
	Actual price.		Relative price.		Actual price.		Relative price.		Actual price.		Relative price.	
	Ger.	U. S.	Ger.	U. S.	Ger.	U. S.	Ger.	U. S.	Ger.	U. S.	Ger.	U. S.
	Market... Unit..... Base price.	Kon-igs-berg. Keg. Marks.	New York. Pound. Dolls.	.....	.....	Co-logne. 100 kgs. Marks.	New York. Pound. Dolls.	.....	.....	Mann-heim. 100 kgs. Marks.	New York. Pound. Dolls.	.....
1913—Year.....	1.88	.1325	100	100	413.91	.4432	115	116	111.25	.1100	99	100
Quarters—												
First.....	2.00	.1325	106	100	452.38	.4869	126	127	100.00	.1100	89	100
Second.....	1.83	.1325	97	100	444.48	.4773	124	125	115.00	.1100	103	100
Third.....	1.80	.1325	96	100	389.65	.4153	108	109	115.00	.1100	103	100
Fourth.....	1.87	.1325	99	100	369.13	.3932	103	103	115.00	.1100	103	100
Months—												
January.....	2.00	.1325	106	100	465.15	.5045	129	132	100.00	.1100	89	100
February.....	2.00	.1325	106	100	453.50	.4873	126	128	100.00	.1100	89	100
March.....	2.00	.1325	106	100	438.50	.4688	122	123	100.00	.1100	89	100
April.....	1.90	.1325	101	100	454.70	.4912	127	129	115.00	.1100	103	100
May.....	1.80	.1325	96	100	458.00	.4914	127	129	115.00	.1100	103	100
June.....	1.80	.1325	96	100	420.75	.4493	117	118	115.00	.1100	103	100
July.....	1.80	.1325	96	100	382.95	.4039	107	106	115.00	.1100	103	100
August.....	1.80	.1325	96	100	388.50	.4172	108	109	115.00	.1100	103	100
September.....	1.80	.1325	96	100	397.50	.4247	111	111	115.00	.1100	103	100
October.....	1.80	.1325	96	100	380.85	.4050	106	106	115.00	.1100	103	100
November.....	1.90	.1325	101	100	372.55	.3981	104	104	115.00	.1100	103	100
December.....	1.90	.1325	101	100	354.00	.3764	99	99	115.00	.1100	103	100
1914—Year.....	3.30	.1500	175	113	372.36	.3570	104	93	110.58	.1100	99	100
Quarters—												
First.....	1.90	.1325	101	100	360.97	.3859	100	101	112.00	.1100	100	100
Second.....	1.97	.1325	104	100	317.82	.3335	88	87	106.00	.1100	95	100
Third.....	3.87	.1602	205	121	325.00	.3338	90	100	106.00	.1100	95	100
Fourth.....	5.47	.1750	290	132	485.67	.3250	135	85	118.33	.1100	106	100
Months—												
January.....	1.90	.1325	101	100	352.00	.3774	98	99	115.00	.1100	103	100
February.....	1.90	.1325	101	100	373.30	.3993	104	105	115.00	.1100	103	100
March.....	1.90	.1325	101	100	357.60	.3809	100	100	106.00	.1100	95	100
April.....	1.90	.1325	101	100	342.00	.3610	95	95	106.00	.1100	95	100
May.....	2.00	.1325	106	100	319.25	.3330	89	87	106.00	.1100	95	100
June.....	2.00	.1325	106	100	292.20	.3065	81	80	106.00	.1100	95	100
July.....	2.20	.1325	117	100	301.00	.3175	84	83	106.00	.1100	95	100
August.....	4.00	.1694	212	128	336.00	.5060	93	132	106.00	.1100	95	100
September.....	5.40	.1750	287	132	338.00	.3279	94	86	106.00	.1100	95	100
October.....	5.50	.1750	292	132	370.00	.3040	103	80	115.00	.1100	103	100
November.....	5.50	.1750	292	132	535.00	.3350	149	88	115.00	.1100	103	100
December.....	5.40	.1750	287	132	552.00	.3360	154	88	125.00	.1100	112	100
1915—Year.....	4.73	.1850	251	140	475.00	.3866	132	101	180.83	.1100	161	100
Quarters—												
First.....	4.47	.1750	237	132	475.00	.4019	132	105	143.33	.1100	128	100
Second.....	4.63	.1750	246	132	475.00	.4238	132	111	150.00	.1100	134	100
Third.....	4.73	.1923	251	145	475.00	.3501	132	92	180.00	.1100	161	100
Fourth.....	5.07	.1975	269	149	475.00	.3707	132	97	250.00	.1100	223	100
Months—												
January.....	4.60	.1750	244	132	475.00	.3430	132	90	130.00	.1100	116	100
February.....	4.40	.1750	234	132	475.00	.3732	132	98	150.00	.1100	134	100
March.....	4.40	.1750	234	132	475.00	.4896	132	128	150.00	.1100	134	100
April.....	4.60	.1750	244	132	475.00	.4798	132	126	150.00	.1100	134	100
May.....	4.60	.1750	244	132	475.00	.3878	132	102	150.00	.1100	134	100
June.....	4.70	.1750	250	132	475.00	.4037	132	106	150.00	.1100	134	100
July.....	4.70	.1806	250	136	475.00	.3750	132	98	160.00	.1100	143	100
August.....	4.70	.1975	250	149	475.00	.3439	132	90	160.00	.1100	143	100
September.....	4.80	.1975	255	149	475.00	.3313	132	87	220.00	.1100	196	100
October.....	5.00	.1975	266	149	475.00	.3308	132	87	240.00	.1100	214	100
November.....	5.00	.1975	266	149	475.00	.3938	132	103	250.00	.1100	223	100
December.....	5.20	.1975	276	149	475.00	.3875	132	101	260.00	.1100	232	100

a Maximum price set.

## WHOLESALE PRICES IN GERMANY AND THE UNITED STATES, BY MONTHS, QUARTERS, AND YEARS, 1913-1915—Continued.

	Wheat.				Wool, raw.				Zinc, good.			
	Actual price.		Relative price.		Actual price.		Relative price.		Actual price.		Relative price.	
	Ger.	U. S.	Ger.	U. S.	Ger.	U. S.	Ger.	U. S.	Ger.	U. S.	Ger.	U. S.
<b>Market.</b>	Berlin.	Chicago.			Berlin.	Boston.			Breslau.	New York.		
<b>Unit.</b>	1,000 kgs.	Bushel.			100 kgs.	Pound.			100 kgs.	Pound.		
<b>Base price.</b>	Marks. 195.99	Dolls. 0.9321			Marks. 379.58	Dolls. 0.2369			Marks. 44.19	Dolls. 0.0539		
1913—Year	198.85	.9888	101	106	369.58	.2492	97	105	47.32	.0580	107	108
Quarters—												
First.	200.68	1.0774	102	116	360.00	.2917	95	123	52.29	.0667	118	124
Second.	206.56	1.0448	105	112	368.33	.2417	97	102	50.08	.0551	113	102
Third.	200.54	.8919	102	96	375.00	.2350	99	99	42.92	.0568	97	105
Fourth.	187.60	.9413	96	101	375.00	.2283	99	96	44.00	.0534	100	99
Months—												
January.	200.85	1.1144	102	120	360.00	.2950	95	125	53.37	.0723	121	134
February.	199.96	1.0793	102	116	360.00	.2950	95	125	51.75	.0649	117	120
March.	201.23	1.0385	103	111	360.00	.2850	95	120	51.75	.0629	117	117
April.	206.58	1.0586	105	114	360.00	.2550	95	108	51.75	.0579	117	107
May.	208.58	1.0557	106	113	370.00	.2350	97	99	51.75	.0551	117	102
June.	204.53	1.0200	104	109	375.00	.2350	99	99	46.75	.0524	106	97
July.	203.69	.8836	104	95	375.00	.2350	99	99	42.25	.0541	96	100
August.	199.50	.8705	102	93	375.00	.2350	99	99	43.00	.0580	97	108
September.	198.42	.9216	101	99	375.00	.2350	99	99	43.50	.0583	98	108
October.	185.73	.9216	95	99	375.00	.2350	99	99	43.75	.0547	99	101
November.	185.96	.9447	95	101	375.00	.2250	99	95	44.00	.0534	100	99
December.	191.12	.9575	98	103	375.00	.2250	99	95	44.25	.0522	100	97
1914—Year	220.44	1.0024	113	108	446.25	.2617	118	110	46.06	.0530	104	98
Quarters—												
First.	192.48	.9596	98	103	375.00	.2300	99	97	45.00	.0538	102	100
Second.	203.32	.9356	104	100	393.33	.2542	104	107	44.83	.0517	101	96
Third.	223.57	.9614	114	103	423.33	.2775	112	117	46.58	.0539	105	100
Fourth.	262.40	1.1532	134	124	593.33	.2850	156	120	47.83	.0527	108	98
Months—												
January.	191.02	.9690	97	104	375.00	.2250	99	95	44.75	.0533	101	99
February.	192.31	.9602	98	103	375.00	.2300	99	97	45.00	.0546	102	101
March.	194.12	.9495	99	102	375.00	.2350	99	99	45.25	.0535	102	99
April.	193.61	.9386	99	101	375.00	.2425	99	102	45.25	.0522	102	97
May.	206.82	.9763	106	105	390.00	.2550	103	108	44.50	.0516	101	96
June.	209.53	.8918	107	96	415.00	.2650	109	112	44.75	.0512	101	95
July.	206.30	.8210	105	88	415.00	.2750	109	116	45.00	.0503	102	93
August.	225.02	.9563	115	103	415.00	.2825	109	119	47.50	.0563	108	104
September.	239.38	1.1069	122	119	440.00	.2750	116	116	47.25	.0552	107	102
October.	259.19	1.1086	132	119	500.00	.2750	132	116	47.25	.0500	107	93
November.	264.00	1.1486	135	123	640.00	.2850	169	120	47.50	.0515	108	96
December.	264.00	1.2023	135	129	640.00	.2950	169	125	48.75	.0567	110	105
1915—Year	270.67	1.3119	138	141	640.00	.3442	169	145	58.25	.1444	132	268
Quarters—												
First.	269.33	1.5104	137	162	640.00	.3383	169	143	51.67	.0851	117	158
Second.	278.47	1.4627	142	157	640.00	.3350	169	141	56.92	.1666	129	309
Third.	270.86	1.1111	138	119	640.00	.3517	169	148	63.67	.1658	144	308
Fourth.	264.00	1.1632	135	125	640.00	.3517	169	148	62.00	.1601	140	297
Months—												
January.	266.29	1.3910	136	149	640.00	.3050	169	129	49.50	.0652	112	121
February.	269.33	1.6091	137	173	640.00	.3450	169	146	51.00	.0887	115	165
March.	272.38	1.5311	139	164	640.00	.3650	169	154	54.50	.1013	123	188
April.	275.43	1.5916	141	171	640.00	.3350	169	141	56.75	.1151	128	214
May.	278.47	1.5700	142	168	640.00	.3350	169	141	57.00	.1583	129	294
June.	281.52	1.2265	144	132	640.00	.3350	169	141	57.00	.2293	129	420
July.	284.57	1.1511	145	125	640.00	.3450	169	146	62.00	.2080	140	386
August.	264.00	1.0963	135	118	640.00	.3550	169	150	67.00	.1445	152	268
September.	264.00	1.0760	135	115	640.00	.3550	169	150	62.00	.1449	140	269
October.	264.00	1.1325	135	121	640.00	.3450	169	146	<i>b</i> 62.00	.1407	<i>c</i> 140	261
November.	264.00	1.1250	135	121	640.00	.3550	169	150	62.00	.1704	140	316
December.	264.00	1.2322	135	132	640.00	.3550	169	150	62.00	.1691	140	314

<sup>a</sup> From November, 1914, spliced with maximum price of wheat from "Beilage zum Wochenbericht der Preisberichtsstelle des deutschen Landwirtschaftsrat" (Berlin).

<sup>b</sup> No quotation.

<sup>c</sup> Interpolated.

## WHOLESALE PRICES IN AUSTRIA AND THE UNITED STATES, BY MONTHS, QUARTERS, AND YEARS, 1913-1916.

	Beef, fore quarter.				Beef, hind quarter.				Butter, table.			
	Actual price.		Relative price.		Actual price.		Relative price.		Actual price.		Relative price.	
	Aus- tria.	U. S.	Aus- tria.	U.S.	Aus- tria.	U. S.	Aus- tria.	U.S.	Austria.	U. S.	Aus- tria.	U.S.
<b>Market.....</b>	<b>Vienna</b>	<b>Chicago.</b>			<b>Vien- na.</b>	<b>Chica- go.</b>			<b>Vienna..</b>	<b>Chicago.</b>		
<b>Unit.....</b>	<b>Kg.</b>	<b>Pound..</b>			<b>Kg.</b>	<b>Pound..</b>			<b>Kg.</b>	<b>Pound..</b>		
<b>Base price...</b>	<b>Kronen.</b>	<b>Dolls.</b>			<b>Kronen.</b>	<b>Dolls.</b>			<b>Kronen.</b>	<b>Dolls.</b>		
	1.49	0.0894			1.68	0.1952			3.46	0.2724		
1913—Year.....	1.58	.0881	106	99	1.77	.1902	105	97	3.48	.2969	100	109
Quarters—												
First.....	1.61	.0877	108	98	1.82	.2229	109	114	3.40	.3312	98	122
Second.....	1.61	.0904	108	101	1.79	.1746	107	89	3.50	.2850	101	105
Third.....	1.58	.0843	106	94	1.74	.1850	103	94	3.39	.2659	98	98
Fourth.....	1.53	.0902	103	101	1.72	.1812	102	92	3.63	.3042	105	112
Months—												
January.....	1.62	.0881	109	99	1.83	.2425	109	124	3.50	.3144	101	115
February.....	1.61	.0850	108	95	1.84	.2163	110	111	3.50	.3331	101	122
March.....	1.61	.0900	108	101	1.80	.2100	107	108	3.20	.3460	92	127
April.....	1.62	.0915	109	102	1.80	.1920	107	98	3.50	.3213	101	118
May.....	1.60	.0919	107	103	1.79	.1638	107	84	3.50	.2681	101	98
June.....	1.60	.0875	107	98	1.78	.1638	106	84	3.50	.2655	101	97
July.....	1.57	.0830	105	93	1.74	.1830	104	94	3.46	.2550	100	94
August.....	1.58	.0850	106	95	1.73	.1800	103	92	3.46	.2572	100	94
September..	1.58	.0850	106	95	1.74	.1910	104	97	3.25	.2856	94	105
October.....	1.57	.0894	105	100	1.75	.1925	104	98	3.70	.2856	107	105
November...	1.53	.0900	103	101	1.71	.1825	102	93	3.70	.3019	107	111
December...	1.49	.0910	100	102	1.70	.1710	101	87	3.50	.3250	101	119
1914—Year.....	1.60	.0931	107	104	1.78	.2209	106	113	3.52	.2731	102	100
Quarters—												
First.....	1.46	.0915	98	102	1.67	.2046	99	105	3.43	.2752	99	101
Second.....	1.39	.0921	93	103	1.60	.2108	95	108	3.40	.2442	98	90
Third.....	1.66	.0913	112	102	1.82	.2315	108	119	3.55	.2737	102	100
Fourth.....	1.87	.0975	126	109	2.04	.2365	121	121	3.70	.2989	107	110
Months—												
January.....	1.49	.0900	100	101	1.69	.1875	101	96	3.50	.2975	101	109
February.....	1.45	.0913	97	102	1.67	.2000	99	102	3.50	.2675	98	98
March.....	1.44	.0930	97	104	1.64	.2220	98	114	3.40	.2605	98	96
April.....	1.45	.0913	97	102	1.64	.2200	98	113	3.40	.2350	98	86
May.....	1.36	.0956	91	107	1.58	.2150	94	110	3.40	.2431	98	89
June.....	1.36	.0900	91	101	1.57	.2000	93	102	3.40	.2545	98	93
July.....	1.39	.0844	93	94	1.59	.2175	95	111	3.40	.2556	98	94
August.....	1.75	.0919	118	103	1.86	.2325	111	119	(a)	.2785	b102	102
September..	1.85	.0965	124	108	2.01	.2420	120	124	3.70	.2869	107	105
October.....	1.82	.0956	122	107	2.02	.2413	120	124	3.70	.2838	107	104
November...	1.86	.0963	125	108	2.04	.2425	121	127	3.70	.3050	107	112
December...	1.93	.1000	130	112	2.05	.2280	122	117	3.70	.3081	107	113

a No quotation.

b Interpolated.

WHOLESALE PRICES IN AUSTRIA AND THE UNITED STATES, BY MONTHS, QUARTERS, AND YEARS, 1913-1916—Continued.

	Beef, fore quarter.				Beef, hind quarter.				Butter, table.			
	Actual price.		Relative price.		Actual price.		Relative price.		Actual price.		Relative price.	
	Austria.	U. S.	Austria.	U. S.	Austria.	U. S.	Austria.	U. S.	Austria.	U. S.	Austria.	U. S.
Market.....	Vienna	Chicago			Vien- na.	Chica- go.			Vienna	Chicago		
Unit.....	Kg	Pound			Kg	Pound			Kg	Pound		
Base price...	Kronen.	Dolls.			Kronen.	Dolls.			Kronen.	Dolls.		
	1. 49	0. 894			1. 68	0. 192			3. 46	0. 274		
1915—Year.....	3. 62	. 0866	253	97	3. 90	. 2032	232	104	5. 36	. 2743	155	101
Quarters—												
First.....	2. 25	. 0935	151	105	2. 39	. 1877	142	96	4. 07	. 2913	117	107
Second.....	3. 85	. 0883	259	99	4. 11	. 1658	245	85	4. 70	. 2711	136	100
Third.....	4. 10	. 0848	276	95	4. 42	. 2208	263	113	5. 40	. 2426	156	89
Fourth.....	4. 29	. 0796	288	89	4. 66	. 2400	278	123	7. 28	. 2909	210	107
Months—												
January.....	1. 99	. 0975	134	109	2. 13	. 2000	127	102	4. 10	. 3000	118	110
February....	2. 14	. 0350	144	106	2. 29	. 1825	136	93	4. 10	. 2963	118	109
March.....	2. 61	. 0890	175	100	2. 76	. 1820	164	93	4. 00	. 2775	115	102
April.....	3. 21	. 0850	216	95	3. 39	. 1713	202	87	4. 70	. 2825	136	104
May.....	3. 95	. 0875	265	98	4. 23	. 1600	252	82	4. 50	. 2670	130	98
June.....	4. 40	. 0915	295	102	4. 72	. 1660	281	85	4. 90	. 2638	141	97
July.....	3. 93	. 0908	264	102	4. 33	. 2167	258	111	5. 10	. 2500	147	92
August.....	4. 03	. 0850	271	95	4. 28	. 2180	255	112	5. 60	. 2360	162	87
September..	4. 35	. 0800	292	89	4. 65	. 2275	277	117	5. 50	. 2419	159	89
October.....	4. 28	. 0788	287	88	4. 70	. 2400	280	123	6. 85	. 2625	198	96
November..	4. 30	. 0800	289	89	4. 69	. 2400	279	123	7. 20	. 2895	208	106
December..	4. 28	. 0800	287	89	4. 60	. 2400	274	123	7. 80	. 3206	225	118
1916—Year.....		. 0974		109		. 2550		131		. 3179		117
Quarters—												
First.....	4. 46	. 0817		91		. 2454		126	8. 00	. 3159		116
Second.....	6. 63	. 0963		108	4. 84	. 2454		126		. 3019		111
Third.....	7. 69	. 1008		113	7. 06	. 2500		128		. 2910		107
Fourth.....		. 1108		124	8. 67	. 2792		143		. 3622		133
Months—												
January.....	4. 26	. 0800	286	89	4. 60	. 2400	274	123	7. 60	. 2925	219	107
February....	4. 66	. 0800	286	89	5. 08	. 2480	302	127	8. 40	. 3100	242	114
March.....		. 0856		96		. 2475		127	(a)	. 3453	(a)	127
April.....	6. 63	. 0919	445	103	7. 06	. 2400	420	123	(a)	. 3383	(a)	124
May.....		. 0950		106		. 2400		123	(a)	. 2856	(a)	105
June.....		. 1025		115		. 2575		132	(a)	. 2817	(a)	103
July.....		. 1013		113		. 2575		132	(a)	. 2683	(a)	98
August.....		. 1000		112		. 2420		124	(a)	. 2906	(a)	107
September..	7. 69	. 1013	516	113	8. 67	. 2525	516	129	(a)	. 3141	(a)	115
October.....	7. 64	. 1095	513	122	8. 64	. 2660	514	136	(a)	. 3373	(a)	124
November..		. 1125		126		. 2825		145	(a)	. 3763	(a)	138
December..		. 1106		124		. 2925		150	(a)	. 3731	(a)	137

a No quotation.

WHOLESALE PRICES IN AUSTRIA AND THE UNITED STATES, BY MONTHS, QUARTERS, AND YEARS, 1913-1916—Continued.

	Calves, live.				Coffee, Rio.				Cows, fat.			
	Actual price.		Relative price.		Actual price.		Relative price.		Actual price.		Relative price.	
	Aus- tria.	U. S.	Aus- tria.	U. S.	Aus- tria.	U. S.	Aus- tria.	U. S.	Austria.	U. S.	Aus- tria.	U. S.
<b>Market</b> .....	Vienna	New York			Trieste	New York			Vienna..	Chicago.		
<b>Unit</b> .....	Kg....	100 lbs..			50 kgs.	Pound			100 kgs..	100 lbs..		
<b>Base price</b> ...	Kronen.	Dolls.			Kronen.	Dolls.			Kronen.	Dolls.		
	1.18	12.0083			64.58	0.0949			82.86	8.6477		
1913—Year.....	1.19	12.0396	101	100	73.33	.1113	114	117	89.02	8.5072	107	98
Quarters—												
First.....	1.21	12.1667	103	101	85.17	.1331	132	140	90.60	8.4409	109	98
Second.....	1.21	11.1667	103	93	75.50	.1146	117	121	91.71	8.4138	111	97
Third.....	1.17	11.7833	99	98	65.33	.0954	101	101	88.95	8.6300	107	100
Fourth.....	1.16	13.0417	99	109	67.33	.1019	104	107	84.81	8.5338	102	99
Months—												
January.....	1.21	12.2500	102	102	89.50	.1394	139	147	90.49	8.3563	109	97
February....	1.19	12.3750	101	103	87.50	.1350	135	142	90.54	8.4063	109	97
March.....	1.22	11.8750	104	99	78.50	.1250	122	132	90.76	8.5600	110	99
April.....	1.24	12.0000	105	100	77.50	.1194	120	126	92.50	8.5000	112	98
May.....	1.28	10.3750	108	86	76.00	.1138	118	120	92.06	8.2563	111	95
June.....	1.12	11.1250	95	93	73.00	.1106	113	117	90.58	8.4850	109	98
July.....	1.07	10.8750	91	91	69.00	.0981	107	103	89.34	8.7188	108	101
August.....	1.20	11.8750	102	99	65.00	.0956	101	101	89.25	8.5063	108	98
September...	1.23	12.6000	105	105	62.00	.0925	96	97	88.25	8.6650	106	100
October.....	1.21	13.3750	103	111	64.00	.1025	99	108	88.68	8.6500	107	100
November...	1.19	12.8750	101	107	70.50	.1075	109	113	83.60	8.5063	101	98
December...	1.08	12.8750	92	107	67.50	.0956	105	101	82.16	8.4450	99	98
1914—Year.....	1.19	11.9208	101	99	71.45	.0816	111	86	84.86	9.0387	102	105
Quarters—												
First.....	1.17	12.5833	99	105	65.00	.0929	101	98	79.12	8.6829	95	100
Second.....	1.21	10.6250	103	88	60.67	.0894	94	94	78.57	8.7442	95	101
Third.....	1.14	12.2250	97	102	62.00	.0798	96	84	85.73	9.4900	103	110
Fourth.....	1.23	12.2500	104	102	106.75	.0642	165	68	96.02	9.2500	116	107
Months—												
January.....	1.19	13.3750	101	111	65.00	.0913	101	96	79.87	8.7563	96	101
February....	1.16	12.0000	99	100	65.00	.0950	101	100	78.36	8.6375	95	100
March.....	1.16	13.3750	98	111	65.00	.0925	101	97	79.13	8.6550	95	100
April.....	1.24	11.6250	105	97	60.00	.0894	93	94	78.06	8.7125	94	101
May.....	1.22	9.3750	103	78	60.00	.0875	93	92	78.34	8.7250	95	101
June.....	1.18	10.8750	100	91	62.00	.0913	96	96	79.32	8.7950	96	102
July.....	1.15	11.1250	98	93	62.00	.0882	96	93	81.39	9.2188	98	107
August.....	1.12	12.3000	95	102	62.00	.0750	96	79	84.38	9.5200	102	110
September...	1.16	13.2500	98	110	(a)	.0763	(a)	80	91.41	9.7313	110	113
October.....	1.17	12.0000	99	100	(a)	.0656	(a)	69	95.63	9.4313	115	109
November...	1.33	11.6250	113	97	110.50	.0638	171	67	95.14	9.4063	115	109
December...	1.20	13.1250	101	109	103.00	.0631	159	66	97.30	8.9125	117	103

a No quotation.



## WHOLESALE PRICES IN AUSTRIA AND THE UNITED STATES, BY MONTHS, QUARTERS, AND YEARS, 1913-1916—Continued.

	Calves, live.				Coffee, Rio.				Cows, fat.			
	Actual price.		Relative price.		Actual price.		Relative price.		Actual price.		Relative price.	
	Aus- tria.	U. S.	Aus- tria.	U.S.	Aus- tria.	U. S.	Aus- tria.	U.S.	Austria.	U. S.	Aus- tria.	U.S.
Market.....	Vienna	New York	.....	.....	Trleste	New York	.....	.....	Vienna..	Chicago.	.....	.....
Unit.....	Kg....	100 lbs.	.....	.....	50 kgs.	Pound.	.....	.....	100 kgs..	100 lbs..	.....	.....
Base price...	Kronen.	Dolls.	.....	.....	Kronen.	Dolls.	.....	.....	Kronen.	Dolls.	.....	.....
	1. 18	12. 0083	.....	.....	64. 58	0. 0949	.....	.....	82. 86	8. 6477	.....	.....
1915—Year.....	2. 34	12. 1354	198	101	124. 75	. 0745	193	79	196. 42	8. 7015	237	101
Quarters—												
First.....	1. 53	12. 7083	129	106	96. 00	. 0775	149	82	119. 17	8. 3139	144	96
Second.....	2. 47	10. 4583	210	87	110. 50	. 0760	171	80	220. 43	8. 5259	266	99
Third.....	2. 62	12. 7083	222	106	137. 50	. 0717	213	76	232. 33	9. 1308	280	106
Fourth.....	2. 74	12. 6667	232	105	149. 17	. 0729	231	77	222. 43	8. 7358	268	101
Months—												
January.....	1. 37	12. 3750	117	103	(a)	. 0725	<i>b</i> 152	76	101. 21	8. 5333	122	99
February.....	1. 28	12. 8750	109	107	93. 50	. 0825	145	87	113. 46	8. 1750	137	95
March.....	1. 92	12. 8750	163	107	98. 50	. 0775	153	82	142. 85	8. 2333	172	95
April.....	2. 05	11. 8750	174	99	115. 00	. 0806	178	85	191. 12	8. 0313	231	93
May.....	2. 76	8. 8750	235	74	106. 00	. 0775	164	82	226. 70	8. 5900	274	99
June.....	2. 60	10. 6250	220	88	(a)	. 0700	(a)	74	243. 48	8. 9563	294	104
July.....	2. 32	11. 7500	197	98	(a)	. 0738	(a)	78	217. 60	9. 2125	263	107
August.....	2. 62	13. 0000	222	108	(a)	. 0738	(a)	78	230. 90	9. 2300	279	107
September.....	2. 92	13. 3750	248	111	137. 50	. 0675	213	71	248. 48	8. 9500	300	103
October.....	2. 80	13. 3750	237	111	139. 00	. 0675	215	71	(a)	8. 8750	(a)	103
November.....	2. 80	12. 3750	238	103	149. 00	. 0750	231	79	226. 48	8. 8450	273	102
December.....	2. 61	12. 2500	222	102	159. 50	. 0763	246	80	218. 37	8. 4875	263	98
1916—Year.....		12. 4375		104		. 0924		97		9. 5730		111
Quarters—												
First.....	2. 83	12. 3333	240	103	168. 50	. 0838	261	88	233. 83	8. 7009	282	101
Second.....	3. 29	10. 7917	279	90	(a)	. 0971	(a)	102	356. 46	9. 6138	410	111
Third.....	4. 27	13. 2500	363	110	(a)	. 0946	(a)	100	393. 95.	9. 8783	475	114
Fourth.....		13. 3750		111	(a)	. 0942	(a)	99		10. 1822		118
Months—												
January.....	2. 70	12. 3750	229	103	168. 50	. 0763	261	80	223. 81	8. 6650	270	100
February.....	2. 97	12. 0000	252	100	(a)	. 0825	(a)	87	243. 85	8. 4688	294	98
March.....		12. 6250		105	(a)	. 0925	(a)	97		8. 9688		104
April.....	3. 29	10. 5000	279	87	(a)	. 0950	(a)	100	356. 46	9. 1188	430	105
May.....		9. 7500		81	(a)	. 0975	(a)	103		9. 4600		109
June.....		12. 1250		101	(a)	. 0988	(a)	104		10. 2625		119
July.....		12. 7500		106	(a)	. 0900	(a)	95		9. 9850		115
August.....		13. 3750		111	(a)	. 0950	(a)	100		9. 8500		114
September.....	4. 27	13. 6250	363	113	(a)	. 0988	(a)	104	393. 95	9. 8000	475	113
October.....	3. 67	13. 8750	312	116	(a)	. 0950	(a)	100	373. 75	9. 9050	451	115
November.....		12. 3750		103	(a)	. 0950	(a)	100		10. 3500		120
December.....		13. 8750		116	(a)	. 0925	(a)	97		10. 2917		119

a No quotation.

b Interpolated.

WHOLESALE PRICES IN AUSTRIA AND THE UNITED STATES, BY MONTHS, QUARTERS, AND YEARS, 1913-1918—Continued.

	Hay, meadow.				Hogs, live.				Pork.			
	Actual price.		Relative price.		Actual price.		Relative price.		Actual price.		Relative price.	
	Austria.	U. S.	Austria.	U. S.	Austria.	U. S.	Austria.	U. S.	Austria.	U. S.	Austria.	U. S.
Market.....	Vienna.	Kansas City.			Vienna.	Chicago.			Vienna..	Chicago..		
Unit.....		Ton.			Kg.	100 lbs.			Kg.	Pound.		
Base price...	Kronen.	Dolls.			Kronen.	Dolls.			Kronen.	Dolls.		
	9.55	12.9063			1.15	8.4055			1.73	0.1535		
1913—Year.....	9.05	10.8333	95	84	1.15	8.3654	100	100	1.67	.1486	96	97
Quarters—												
First.....	8.33	9.5833	87	74	1.20	8.1411	104	97	1.66	.1304	96	85
Second.....	9.15	9.2500	96	72	1.16	8.6621	101	103	1.73	.1474	100	96
Third.....	9.57	10.5000	100	81	1.16	8.5958	100	102	1.70	.1642	98	107
Fourth.....	9.13	14.0000	96	108	1.08	8.0346	93	96	1.58	.1525	91	99
Months—												
January.....	8.20	9.7500	86	76	1.17	7.4688	102	89	1.62	.1263	94	82
February.....	8.60	9.7500	90	76	1.18	8.0844	102	96	1.64	.1175	95	77
March.....	8.20	9.2500	86	72	1.24	8.8700	108	106	1.72	.1440	99	94
April.....	9.10	9.2500	95	72	1.21	8.9406	105	106	1.66	.1572	96	102
May.....	8.60	9.2500	90	72	1.17	8.4156	102	100	1.82	.1450	105	95
June.....	9.75	9.2500	102	72	1.10	8.6300	95	103	1.72	.1406	99	92
July.....	9.80	9.5000	103	74	1.16	9.0125	101	107	1.70	.1544	98	101
August.....	9.80	10.2500	103	79	1.18	8.3500	102	99	1.73	.1575	100	103
September..	9.10	11.7500	95	91	1.12	8.4250	97	100	1.67	.1825	97	119
October.....	8.70	13.2500	91	103	1.09	8.3125	95	99	1.59	.1713	92	112
November..	9.00	14.2500	94	110	1.06	7.9188	92	94	1.55	.1530	90	100
December...	9.70	14.5000	102	112	1.08	7.8725	93	94	1.61	.1331	93	87
914—Year.....	9.52	12.6932	100	98	1.25	8.3608	109	99	1.82	.1543	105	101
Quarters—												
First.....	9.32	13.3750	98	104	1.20	8.5665	104	102	1.78	.1431	103	93
Second.....	10.17	13.7500	107	107	1.18	8.4250	102	100	1.86	.1542	107	100
Third.....	9.05	12.0000	96	93	1.15	8.8554	100	105	1.75	.1715	101	112
Fourth.....	9.23	11.4167	97	88	1.47	7.5281	128	90	1.87	.1485	108	97
Months—												
January.....	8.80	14.6250	92	113	1.10	8.4031	95	100	1.73	.1400	100	91
February.....	9.50	12.7500	100	99	1.23	8.6313	106	103	1.77	.1456	102	95
March.....	9.65	12.7500	101	99	1.27	8.6650	110	103	1.85	.1444	107	94
April.....	10.25	13.2500	107	103	1.24	8.7156	107	104	1.84	.1594	106	104
May.....	10.75	14.2500	113	110	1.18	8.3594	102	99	1.87	.1610	108	105
June.....	9.50	13.7500	100	107	1.12	8.2000	97	98	1.86	.1406	108	92
July.....	(a)	12.7500	b 98	99	1.16	8.7688	101	104	1.80	.1619	104	105
August.....	(a)	(a)	b 96	b 98	1.14	9.0350	99	107	1.72	.1715	99	112
September..	9.05	11.2500	95	87	1.16	8.7625	101	104	1.73	.1813	100	118
October.....	9.20	11.2500	96	87	1.30	7.8063	112	93	1.70	.1740	98	113
November..	9.50	10.5000	100	81	1.54	7.5875	134	90	1.92	.1488	111	97
December...	9.00	12.5000	94	97	1.59	7.1906	137	86	2.00	.1163	116	76

a No quotation.

b Interpolated.

## WHOLESALE PRICES IN AUSTRIA AND THE UNITED STATES, BY MONTHS, QUARTERS, AND YEARS, 1913-1918—Continued.

	Hay, meadow.				Hogs, live.				Pork.			
	Actual price.		Relative price.		Actual price.		Relative price.		Actual price.		Relative price.	
	Austria.	U. S.	Austria.	U.S.	Austria.	U. S.	Austria.	U.S.	Austria.	U. S.	Austria.	U.S.
Market.....	Vienna.	Kansas City.	.....	.....	Vienna.	Chicago.	.....	.....	Vienna..	Chicago.	.....	.....
Unit.....	.....	Ton.....	.....	.....	Kg.....	100 lbs	.....	.....	Kg.....	Pound..	.....	.....
Base price...	Kronen.	Dolls.	.....	.....	Kronen.	Dolls.	.....	.....	Kronen.	Dolls.	.....	.....
1915—Year.....	9.55	12.9063	.....	.....	1.15	8.4055	.....	.....	1.73	0.1535	.....	.....
Quarters—	13.38	10.1458	140	79	3.57	7.1313	309	85	4.03	.1429	233	93
First.....	10.92	12.5000	114	97	2.26	6.8369	196	81	2.62	.1119	151	73
Second.....	12.83	12.8333	134	89	3.15	7.4188	273	88	3.92	.1408	226	92
Third.....	15.00	8.3333	156	65	3.81	7.0867	331	84	4.68	.1677	271	109
Fourth.....	14.75	6.9167	157	54	5.04	7.2238	437	86	4.91	.1512	284	99
Months—	9.75	12.5000	102	97	1.76	6.9938	153	83	2.29	.1135	132	74
January.....	10.50	12.5000	110	97	2.30	6.7594	200	80	2.52	.1081	146	70
February.....	12.50	12.5000	131	97	2.72	6.7575	235	80	3.05	.1138	176	74
March.....	14.50	12.5000	152	97	3.04	7.2500	263	86	3.32	.1413	192	92
April.....	11.50	13.0000	120	101	3.35	7.5500	290	90	4.14	.1450	239	95
May.....	12.50	13.0000	131	101	3.07	7.4563	266	89	4.29	.1350	248	88
June.....	15.00	9.7500	157	76	3.19	7.2813	277	87	4.12	.1570	238	102
July.....	(a)	8.0000	b156	62	3.58	6.8350	310	81	4.49	.1713	260	112
August.....	(a)	7.2500	b156	56	4.67	7.1438	405	85	5.43	.1775	314	116
September.....	(a)	7.2500	b156	56	5.42	8.1188	470	97	5.13	.1840	296	120
October.....	14.75	7.2500	155	56	5.43	6.8900	470	82	4.83	.1463	279	95
November.....	(a)	6.2500	b161	48	4.28	6.6625	371	79	4.77	.1150	276	75
December...	8.1458	.....	63	.....	9.6459	.....	115	.....	.1618	.....	105	.....
1916—Year.....	16.63	7.0833	174	55	4.44	8.4748	385	101	4.88	.1315	281	86
Quarters—	(a)	8.9167	(a)	69	5.32	9.7667	461	116	6.83	.1658	395	108
First.....	(a)	7.9167	(a)	61	.....	10.3042	.....	123	8.11	.1886	469	123
Second.....	(a)	8.6667	(a)	67	.....	10.0379	.....	119	.....	.1592	.....	104
Third.....	16.00	6.2500	168	48	4.42	7.3650	383	88	4.94	.1180	285	77
Fourth.....	17.25	7.5000	181	58	4.47	8.3750	387	100	4.82	.1244	278	81
Months—	(a)	7.5000	(a)	58	.....	9.6844	.....	115	.....	.1556	.....	101
January.....	(a)	7.2500	(a)	58	5.32	9.7438	461	116	6.83	.1630	395	106
February.....	(a)	9.2500	(a)	72	.....	9.9250	.....	118	.....	.1675	.....	109
March.....	(a)	10.2500	(a)	79	.....	9.6313	.....	115	.....	.1675	.....	109
April.....	(a)	9.2500	(a)	72	.....	9.8250	.....	117	.....	.1660	.....	108
May.....	(a)	6.7500	(a)	52	.....	10.3438	.....	123	.....	.1863	.....	121
June.....	(a)	7.7500	(a)	60	(a)	10.7438	(a)	128	8.11	.2130	469	139
July.....	(a)	7.7500	(a)	60	(a)	9.8700	(a)	117	8.23	.1788	476	116
August.....	(a)	8.7500	(a)	68	.....	9.9938	.....	119	.....	.1575	.....	103
September.....	(a)	9.5000	(a)	74	.....	10.2500	.....	122	.....	.1450	.....	95
October.....	.....	.....	.....	.....	.....	.....	.....	.....	.....	.....	.....	.....
November.....	.....	.....	.....	.....	.....	.....	.....	.....	.....	.....	.....	.....
December...	.....	.....	.....	.....	.....	.....	.....	.....	.....	.....	.....	.....

a No quotation.

b Interpolated.

## WHOLESALE PRICES IN AUSTRIA AND THE UNITED STATES, BY MONTHS, QUARTERS, AND YEARS, 1913-1916—Continued.

	Potatoes.				Pullets.				Sheep.			
	Actual price.		Relative price.		Actual price.		Relative price.		Actual price.		Relative price.	
	Austria.	U. S.	Austria.	U. S.	Austria.	U. S.	Austria.	U. S.	Austria.	U. S.	Austria.	U. S.
Market.....	Vienna.	General.			Vienna.	New York.			Vienna..	New York.		
Unit.....		Bushel.				Pound.			Kg.....	100 lbs..		
Base price...	Kronen.	Dolls.			Kronen.	Dolls.			Kronen.	Dolls.		
	7. 83	0. 6900			3. 82	0. 1661			0. 63	4. 7708		
1913—Year.....	9. 57	. 5966	122	86	3. 66	. 1678	96	101	. 64	4. 6771	102	98
Quarters—												
First.....	11. 10	. 5190	142	75	3. 83	. 1641	100	99	. 67	5. 2500	105	110
Second.....	9. 60	. 5123	123	74	4. 00	. 1822	105	110	. 66	5. 2083	103	109
Third.....	10. 83	. 6477	138	94	3. 37	. 1679	88	101	. 66	3. 6250	104	76
Fourth.....	6. 73	. 7073	86	103	3. 43	. 1568	90	94	. 60	4. 6250	94	97
Months—												
January.....	12. 00	. 5060	153	73	3. 80	. 1594	99	96	. 67	4. 5000	106	94
February.....	11. 00	. 5310	140	77	3. 80	. 1588	99	96	. 67	5. 2500	106	110
March.....	10. 30	. 5200	131	75	3. 90	. 1740	102	105	. 66	6. 0000	104	126
April.....	10. 00	. 5030	128	73	3. 50	. 1875	92	113	. 66	6. 5000	105	136
May.....	9. 80	. 4820	125	70	4. 30	. 1740	113	105	. 64	5. 2500	102	110
June.....	9. 00	. 5520	115	80	4. 20	. 1850	110	111	. 66	3. 8750	104	81
July.....	9. 50	. 4980	121	72	3. 40	. 1738	89	105	. 69	3. 6250	109	76
August.....	12. 00	. 6920	153	100	3. 40	. 1600	89	96	. 67	3. 5000	106	73
September.....	11. 00	. 7530	140	109	3. 30	. 1700	86	102	. 62	3. 7500	98	79
October.....	7. 00	. 7390	189	107	3. 30	. 1675	86	101	. 65	4. 3750	102	92
November.....	6. 70	. 6960	86	101	3. 30	. 1430	86	86	. 58	4. 6250	91	97
December.....	6. 50	. 6870	83	100	3. 70	. 1600	97	96	. 57	4. 8750	89	102
1914—Year.....	9. 03	. 6927	115	100	4. 04	. 1652	106	99	. 64	5. 0550	102	106
Quarters—												
First.....	6. 50	. 6960	83	101	4. 60	. 1676	120	101	. 62	5. 5000	97	115
Second.....	7. 27	. 7090	93	103	4. 40	. 1720	115	104	. 66	5. 3333	105	112
Third.....	13. 50	. 8117	172	118	3. 60	. 1732	64	104	. 66	4. 2283	104	89
Fourth.....	10. 33	. 5540	32	80	3. 93	. 1480	103	89	. 64	4. 9583	100	104
Months—												
January.....	6. 50	. 6840	83	99	(a)	. 1540	(a)	93	. 67	4. 8250	106	101
February.....	6. 50	. 6970	83	101	4. 60	. 1825	120	110	. 62	5. 6750	98	119
March.....	6. 50	. 7070	83	102	(a)	. 1663	b120	100	. 55	6. 0000	88	126
April.....	6. 80	. 7000	87	101	4. 60	. 1738	120	105	. 66	6. 0000	104	126
May.....	7. 50	. 7140	96	103	4. 40	. 1744	115	105	. 67	5. 6250	105	118
June.....	7. 50	. 7130	96	103	4. 20	. 1678	110	101	. 66	4. 3750	105	92
July.....	16. 00	. 8150	204	118	4. 20	. 1749	110	105	. 65	4. 4350	103	93
August.....	(a)	. 8710	(a)	126	2. 80	. 1672	73	101	. 71	3. 7500	112	79
September.....	11. 00	. 7490	140	109	3. 80	. 1775	100	107	. 62	4. 5000	98	94
October.....	8. 50	. 6470	109	94	3. 80	. 1560	100	94	. 63	5. 0000	99	105
November.....	11. 00	. 5280	140	77	4. 10	. 1481	107	89	. 63	5. 3750	100	113
December.....	11. 50	. 4870	147	71	3. 90	. 1400	102	84	. 65	4. 5000	102	94

<sup>a</sup> No quotation.<sup>b</sup> Interpolated.

WHOLESALE PRICES IN AUSTRIA AND THE UNITED STATES, BY MONTHS, QUARTERS, AND YEARS, 1913-1918—Continued.

	Potatoes.				Pullets.				Sheep.			
	Actual price.		Relative price.		Actual price.		Relative price.		Actual price.		Relative price.	
	Austria.	U. S.	Austria.	U. S.	Austria.	U. S.	Austria.	U. S.	Austria.	U. S.	Austria.	U. S.
Market.....	Vienna.	General.			Vienna.	New York.			Vienna.	New York.		
Unit.....		Bushel.				Pound.			Kg.	100 lbs.		
Base price...	Kronen.	Dolls.			Kronen.	Dolls.			Kronen.	Dolls.		
	7. 83	0. 6900			3. 82	0. 1661			0. 63	4. 7708		
1915—Year.....		. 5248		76	7. 26	. 1616	190	97	1. 41	6. 0458	223	127
Quarters—												
First.....	11. 00	. 5017	140	73	4. 78	. 1669	125	100	. 69	5. 3500	110	112
Second.....	20. 42	. 4970	261	72	8. 80	. 1692	230	102	1. 47	7. 6667	232	161
Third.....	17. 88	. 5297	228	77	(a)	. 1587	(a)	96	1. 59	6. 0417	251	127
Fourth.....		. 5710		83	8. 65	. 1515	226	91	1. 65	5. 1250	260	107
Months—												
January.....	9. 00	. 4970	115	72	4. 15	. 1581	109	95	. 63	4. 2500	99	89
February.....	9. 00	. 5040	115	73	4. 80	. 1694	126	102	. 76	5. 0000	120	105
March.....	15. 00	. 5040	191	73	5. 40	. 1731	141	104	(a)	6. 8000	(a)	143
April.....	21. 00	. 4780	268	69	8. 40	. 1645	220	99	1. 21	8. 0000	190	168
May.....	21. 50	. 5050	274	73	9. 00	. 1813	236	109	1. 35	10. 3750	213	217
June.....	18. 75	. 5080	239	74	9. 00	. 1619	236	97	1. 86	4. 6250	294	97
July.....	18. 75	. 5210	239	76	(a)	. 1610	(a)	97	1. 63	6. 7500	257	141
August.....	(a)	. 5630	b228	82	(a)	. 1575	(a)	95	1. 63	5. 8750	257	123
September.....	17. 00	. 5050	217	73	(a)	. 1575	(a)	95	1. 52	5. 5000	240	115
October.....	14. 50	. 4880	185	71	(a)	. 1585	(a)	95	1. 66	6. 0000	261	126
November.....	(a)	. 6080	(a)	88	8. 30	. 1494	217	90	1. 67	4. 7500	263	100
December.....	(a)	. 6170	(a)	89	9. 00	. 1465	236	88	1. 61	4. 6250	255	97
1916—Year.....		1. 0375		150		. 1876		113		6. 7333		141
Quarters—												
First.....		. 8433		122	11. 75	. 1769	308	107		6. 2500		131
Second.....		. 9707		141	(a)	. 2028	(a)	122		6. 7500		141
Third.....		1. 0233		148	(a)	. 1905	(a)	115		6. 9167		145
Fourth.....		1. 3127		190	(a)	. 1803	(a)	109		7. 0167		147
Months—												
January.....		. 7060		102	11. 00	. 1788	288	108	1. 64	5. 1250	259	107
February.....		. 8800		128	12. 50	. 1725	327	104	1. 80	5. 8750	284	123
March.....		. 9440		137	(a)	. 1795	(a)	108		7. 7500		162
April.....		. 9760		141	(a)	. 2025	(a)	122	(a)	7. 7500	(a)	162
May.....		. 9480		137	(a)	. 1950	(a)	117		6. 2500		131
June.....		. 9880		143	(a)	. 2110	(a)	127		6. 2500		131
July.....		1. 0230		148	(a)	. 1900	(a)	114		6. 1250		128
August.....		. 9540		138	(a)	. 1850	(a)	111		7. 6250		160
September.....		1. 0930		153	(a)	. 1965	(a)	118	3. 70	7. 0000	583	147
October.....		1. 1200		162	(a)	. 1863	(a)	112	3. 80	7. 1250	599	149
November.....		1. 3570		197	(a)	. 1675	(a)	101		6. 8000		143
December.....		1. 4610		212	(a)	. 1870	(a)	113		7. 1250		149

a No quotation.

b Interpolated

## WHOLESALE PRICES IN AUSTRIA AND THE UNITED STATES, BY MONTHS, QUARTERS, AND YEARS, 1913-1916—Continued.

	Straw, rye.				Veal.			
	Actual price.		Relative price.		Actual price.		Relative price.	
	Aus- tria.	U. S.	Aus- tria.	U.S.	Aus- tria.	U. S.	Aus- tria.	U.S.
Market.....	Vienna.	Chicago.			Vienna.	New York.		
Unit.....		Ton.....			Kg.....	Pound		
Base price.....	Kronen. 3.06	Dolls. 7.8333			Kronen. 1.77	Dolls. 0.1844		
1913—Year.....	2.76	7.9792	90	102	1.81	.1808	102	98
Quarters—								
First.....	2.81	7.4167	92	95	1.84	.1852	104	100
Second.....	2.73	8.7500	89	112	1.87	.1672	105	91
Third.....	2.73	7.8333	89	100	1.78	.1817	101	99
Fourth.....	2.80	7.9167	92	101	1.75	.1893	99	103
Months—								
January.....	2.90	7.7500	95	99	1.82	.1850	103	100
February.....	2.80	7.2500	92	93	1.85	.1850	104	100
March.....	2.73	7.2500	89	93	1.85	.1856	104	101
April.....	2.73	8.0000	89	102	1.92	.1675	108	91
May.....	2.73	8.5000	89	109	1.92	.1640	108	89
June.....	2.73	9.7500	89	124	1.77	.1700	100	92
July.....	2.73	8.5000	89	109	1.67	.1700	94	92
August.....	2.73	7.2500	89	93	1.81	.1795	102	97
September.....	2.73	7.7500	89	99	1.87	.1956	105	106
October.....	2.70	7.2500	88	93	1.76	.1930	99	105
November.....	2.90	8.2500	95	105	1.73	.1850	98	100
December.....	(a)	8.2500	b95	105	1.75	.1900	99	103
1914—Year.....	3.54	7.9792	116	102	1.80	.1848	101	100
Quarters—								
First.....	3.30	7.0833	106	90	1.77	.1945	100	105
Second.....	3.40	8.5000	111	109	1.79	.1722	101	93
Third.....	3.45	7.3333	115	94	1.76	.1840	99	100
Fourth.....	3.88	9.0000	127	115	1.86	.1893	105	103
Months—								
January.....	(e)	6.5000	b101	83	1.78	.1960	100	106
February.....	3.30	7.2500	108	93	1.76	.1950	99	106
March.....	3.30	7.5000	108	96	1.77	.1925	100	104
April.....	3.30	7.5000	108	96	1.80	.1725	102	94
May.....	3.45	8.7500	113	112	1.80	.1690	102	92
June.....	3.45	9.2500	113	118	1.78	.1750	100	95
July.....	3.45	8.2500	113	105	1.76	.1770	99	96
August.....	(a)	6.5000	b111	83	1.70	.1788	96	97
September.....	(a)	7.2500	b117	93	1.82	.1963	103	106
October.....	3.63	8.7500	119	112	1.69	.1880	95	102
November.....	3.63	9.0000	119	115	1.93	.1925	109	104
December.....	4.38	9.2500	143	118	1.97	.1875	111	102

a No quotation.

b Interpolated.

## WHOLESALE PRICES IN AUSTRIA AND THE UNITED STATES, BY MONTHS, QUARTERS, AND YEARS, 1913-1916—Continued.

	Straw, rye.				Veal.			
	Actual price.		Relative price.		Actual price.		Relative price.	
	Austria.	U. S.	Austria.	U. S.	Austria.	U. S.	Austria.	U. S.
Market.....	Vienna.	Chicago.			Vienna.	New York.		
Unit.....		Ton.			Kg.	Pound.		
Base price.....	Kronen.	Dolls.			Kronen.	Dolls.		
	3.06	7.8333			1.77	0.1844		
1915—Year.....	5.16	8.5833	169	110	3.46	.1823	195	99
Quarters—								
First.....	4.57	8.7500	149	112	2.37	.1917	134	104
Second.....	5.13	9.2500	168	118	3.50	.1664	197	90
Third.....	4.93	8.7500	161	112	3.83	.1898	216	103
Fourth.....	6.02	7.5833	197	97	4.14	.1820	233	99
Months—								
January.....	4.75	9.7500	155	124	2.11	.1900	119	103
February.....	.50	7.5000	147	96	2.26	.1950	127	106
March.....	.45	9.0000	146	115	2.74	.1900	155	103
April.....	5.13	8.5000	168	109	2.88	.1690	62	92
May.....	5.13	9.0000	168	115	3.65	.1638	206	89
June.....	5.13	10.2500	168	131	3.97	.1663	224	90
July.....	5.13	10.7500	168	137	3.55	.1820	200	99
August.....	4.83	8.5000	158	109	3.78	.1925	213	104
September.....	4.83	7.0000	158	89	4.16	.1950	235	106
October.....	5.40	6.7500	177	86	4.16	.1910	235	164
November.....	6.20	8.5000	203	109	4.19	.1750	236	95
December.....	6.45	7.5000	211	96	4.06	.1800	229	98
1916—Year.....		9.2708		118		.1903		103
Quarters—								
First.....	8.33	8.5000	272	109	3.57	.1845		100
Second.....	(a)	10.0000	(a)	128	5.54	.1747		95
Third.....	(a)	8.7500	(a)	112	7.97	.2003		109
Fourth.....	(a)	9.8333	(a)	126		.2000		108
Months—								
January.....	8.33	8.5000	272	109	4.10	.1800	231	98
February.....	(a)	8.5000	(a)	109	3.03	.1875	171	102
March.....	(a)	8.5000	(a)	109		.1860		101
April.....	(a)	8.5000	(a)	109	5.54	.1688	312	92
May.....	(a)	10.5000	(a)	134		.1713		93
June.....	(a)	11.0000	(a)	140		.1840		100
July.....	(a)	9.0000	(a)	115		.1950		106
August.....	(a)	8.7500	(a)	112		.2000		108
September.....	(a)	8.5000	(a)	109	7.97	.2060	449	112
October.....	(a)	8.5000	(a)	109	6.74	.1963	380	106
November.....	(a)	10.5000	(a)	134		.1963		106
December.....	(a)	10.5000	(a)	134		.2075		113

a No quotation.

WHOLESALE PRICES IN DENMARK AND THE UNITED STATES, BY MONTHS, QUARTERS, AND YEARS, 1913-1918.

Market Unit Base price	Acid, sulphuric.				Beef, mess.				Cement.			
	Actual price.		Relative price.		Actual price.		Relative price.		Actual price.		Relative price.	
	Denmark.	U. S.	Denmark.	U. S.	Denmark.	U. S.	Denmark.	U. S.	Denmark.	U. S.	Denmark.	U. S.
	Copenhagen. ½ kg.	New York. Pound.	Copenhagen. Barrel (200 lbs.).	New York. Barrel (200 lbs.).	Copenhagen. Kroner.	New York. Dolls.	Copenhagen. Kroner.	New York. Dolls.	Copenhagen. Kroner.	New York. Dolls.	Copenhagen. Kroner.	New York. Dolls.
1913—Year	.58	.0100	100	100	70.75	18.9231	96	107	5.90	1.5800	117	100
Quarters—												
First	.58	.0100	100	100	60.17	20.2167	82	114	(a)	1.5800	(a)	100
Second	.58	.0100	100	100	72.83	19.6250	99	111	5.90	1.5800	117	100
Third	.58	.0100	100	100	75.00	18.0833	102	102	5.90	1.5800	117	100
Fourth	.58	.0100	100	100	75.00	17.7500	102	100	5.90	1.5800	117	100
Months—												
January	.58	.0100	100	100	53.50	20.5000	73	116	(a)	1.5800	(a)	100
February	.58	.0100	100	100	53.50	20.2500	73	114	(a)	1.5800	(a)	100
March	.58	.0100	100	100	73.50	19.9000	100	112	(a)	1.5800	(a)	100
April	.58	.0100	100	100	73.50	20.0000	100	113	(a)	1.5800	(a)	100
May	.58	.0100	100	100	73.50	20.0000	100	113	5.90	1.5800	117	100
June	.58	.0100	100	100	71.50	18.8750	97	107	5.90	1.5800	117	100
July	.58	.0100	100	100	75.00	18.2500	102	103	5.90	1.5800	117	100
August	.58	.0100	100	100	75.00	18.2500	102	103	5.90	1.5800	117	100
September	.58	.0100	100	100	75.00	17.7500	102	100	5.90	1.5800	117	100
October	.58	.0100	100	100	75.00	17.7500	102	100	5.90	1.5800	117	100
November	.58	.0100	100	100	75.00	17.7500	102	100	5.90	1.5800	117	100
December	.58	.0100	100	100	75.00	17.7500	102	100	5.90	1.5800	117	100
1914—Year	.58	.0100	100	100	71.89	19.7549	98	112	4.20	1.5800	83	100
Quarters—												
First	.58	.0100	100	100	73.67	17.5000	100	99	4.20	1.5800	83	100
Second	.58	.0100	100	100	71.00	17.5000	96	99	4.20	1.5800	83	100
Third	.58	.0100	100	100	71.00	21.4167	96	121	4.20	1.5800	83	100
Fourth	.58	.0100	100	100	(a)	22.7500	(a)	128	4.20	1.5800	83	100
Months—												
January	.58	.0100	100	100	75.00	17.5000	102	99	4.20	1.5800	83	100
February	.58	.0100	100	100	75.00	17.5000	102	99	4.20	1.5800	83	100
March	.58	.0100	100	100	71.00	17.5000	96	99	4.20	1.5800	83	100
April	.58	.0100	100	100	71.00	17.5000	96	99	4.20	1.5800	83	100
May	.58	.0100	100	100	71.00	17.5000	96	99	4.20	1.5800	83	100
June	.58	.0100	100	100	71.00	17.5000	96	99	4.20	1.5800	83	100
July	.58	.0100	100	100	71.00	17.2500	96	97	4.20	1.5800	83	100
August	.58	.0100	100	100	71.00	23.5000	96	133	4.20	1.5800	83	100
September	.58	.0100	100	100	71.00	23.5000	96	133	4.20	1.5800	83	100
October	.58	.0100	100	100	(a)	23.2500	(a)	131	4.20	1.5800	83	100
November	.58	.0100	100	100	(a)	22.5000	(a)	127	4.20	1.5800	83	100
December	.58	.0100	100	100	(a)	22.5000	(a)	127	4.20	1.5800	83	100
1915—Year	.58	.0129	100	129	(a)	18.6394	(a)	105	5.62	1.4525	111	92
Quarters—												
First	.58	.0100	100	100	(a)	22.0333	(a)	124	4.57	1.5333	90	97
Second	.58	.0100	100	100	(a)	18.3000	(a)	103	5.80	1.3792	115	87
Third	.58	.0142	100	142	(a)	17.5000	(a)	99	6.05	1.3658	120	86
Fourth	.58	.0175	100	175	(a)	16.8367	(a)	95	6.05	1.5317	120	97
Months—												
January	.58	.0100	100	100	(a)	22.5000	(a)	127	4.20	1.5800	83	100
February	.58	.0100	100	100	(a)	22.5000	(a)	127	4.20	1.5800	83	100
March	.58	.0100	100	100	(a)	21.1000	(a)	119	5.30	1.4400	105	91
April	.58	.0100	100	100	(a)	18.5000	(a)	104	5.30	1.4000	105	89
May	.58	.0100	100	100	(a)	18.5000	(a)	104	6.05	1.4000	120	89
June	.58	.0100	100	100	(a)	17.9000	(a)	101	6.05	1.3375	120	85
July	.58	.0125	100	125	(a)	17.5000	(a)	99	6.05	1.3375	120	85
August	.58	.0125	100	125	(a)	17.5000	(a)	99	6.05	1.3375	120	85
September	.58	.0175	100	175	(a)	17.5000	(a)	99	6.05	1.4225	120	90
October	.58	.0175	100	175	(a)	16.8800	(a)	95	6.05	1.4225	120	90
November	.58	.0175	100	175	(a)	16.7500	(a)	95	6.05	1.4225	120	90
December	.58	.0175	100	175	(a)	16.8800	(a)	95	6.05	1.7500	120	111



## WHOLESALE PRICES IN DENMARK AND THE UNITED STATES, BY MONTHLY QUARTERS, AND YEARS, 1913-1918—Continued.

Market .....	Acid, sulphuric.				Beef, mess.				Cement.			
	Actual price.		Relative price.		Actual price.		Relative price.		Actual price.		Relative price.	
	Denmark.	U. S.	Denmark.	U. S.	Denmark.	U. S.	Denmark.	U. S.	Denmark.	U. S.	Denmark.	U. S.
Unit .....	Copenhagen. ½ kg.	New York. Pound.			Copenhagen. Barrel (200 lbs.).	New York. Barrel (200 lbs.).			Copenhagen. 170 kgs.	New York. Barrel.		
Base price...	Kroner.	Dolls.			Kroner.	Dolls.			Kroner.	Dolls.		
	0.58	0.0100			73.67	17.7083			5.05	1.5800		
1916—Year .....	.58	.0200	100	200	(a)	18.9388	(a)	107	8.59	1.6888	170	
Quarters—												
First .....	.58	.0233	100	233	(a)	16.8542	(a)	95	6.35	1.6700	126	
Second .....	.58	.0250	100	250	(a)	17.0417	(a)	96	8.80	1.6700	174	
Third .....	.58	.0167	100	167	(a)	19.3167	(a)	109	9.60	1.6700	190	
Fourth .....	.58	.0150	100	150	(a)	22.7000	(a)	128	9.60	1.7450	190	
Months—												
January .....	.58	.0200	100	200	(a)	16.7500	(a)	95	6.35	1.6700	126	
February .....	.58	.0250	100	250	(a)	16.8125	(a)	95	6.35	1.6700	126	
March .....	.58	.0250	100	250	(a)	17.0000	(a)	96	6.35	1.6700	126	
April .....	.58	.0250	100	250	(a)	17.0000	(a)	96	7.20	1.6700	143	
May .....	.58	.0250	100	250	(a)	17.0000	(a)	96	9.60	1.6700	190	
June .....	.58	.0250	100	250	(a)	17.1250	(a)	97	9.60	1.6700	190	
July .....	.58	.0200	100	200	(a)	18.2500	(a)	103	9.60	1.6700	190	
August .....	.58	.0150	100	150	(a)	18.9500	(a)	107	9.60	1.6700	190	
September .....	.58	.0150	100	150	(a)	20.7500	(a)	117	9.60	1.6700	190	
October .....	.58	.0150	100	150	(a)	22.1000	(a)	125	9.60	1.6700	190	
November .....	.58	.0150	100	150	(a)	22.7500	(a)	128	9.60	1.6700	190	
December .....	.58	.0150	100	150	(a)	23.2500	(a)	131	9.60	1.8950	190	
1917—Year .....	.58	.0169	100	169	(a)	28.3635	(a)	160	11.92	2.0942	236	
Quarters—												
First .....	.58	.0158	100	158	(a)	23.6042	(a)	133	9.60	1.9867	190	
Second .....	.58	.0167	100	167	(a)	28.7833	(a)	163	11.45	2.1500	227	
Third .....	.58	.0167	(a)	167	(a)	29.8333	(a)	168	11.90	2.1200	236	
Fourth .....	(a)	.0183	(a)	183	(a)	31.2333	(a)	176	14.72	2.1200	292	
Months—												
January .....	.58	.0150	100	150	(a)	23.2500	(a)	131	9.60	1.9200	190	
February .....	.58	.0150	100	150	(a)	23.2500	(a)	131	9.60	2.0200	190	
March .....	.58	.0175	100	175	(a)	24.3125	(a)	137	9.60	2.0200	190	
April .....	.58	.0175	100	175	(a)	26.2500	(a)	148	11.45	2.1500	227	
May .....	.58	.0175	100	175	(a)	29.6000	(a)	167	11.45	2.1500	227	
June .....	.58	.0150	100	150	(a)	30.5000	(a)	172	11.45	2.1500	227	
July .....	.58	.0150	100	150	(a)	30.5000	(a)	172	11.45	2.1200	227	
August .....	(a)	.0175	(a)	175	(a)	29.5000	(a)	167	11.45	2.1200	227	
September .....	(a)	.0175	(a)	175	(a)	29.5000	(a)	167	12.80	2.1200	253	
October .....	(a)	.0175	(a)	175	(a)	30.7000	(a)	173	12.80	2.1200	253	
November .....	(a)	.0175	(a)	175	(a)	31.5000	(a)	178	12.80	2.1200	253	
December .....	(a)	.0200	(a)	200	(a)	31.5000	(a)	178	18.55	2.1200	367	
1918—Year .....	(a)	.0168	(a)	168	(a)	33.0490	(a)			2.6465		1
Quarters—												
First .....	(a)	.0208	(a)	208	(a)	31.5000	(a)	178	23.50	2.1475	465	1
Second .....	(a)	.0200	(a)	200	(a)	32.6750	(a)	185	23.50	2.5077	465	1
Third .....	(a)	.0140	(a)	140	(a)	35.1667	(a)	199	23.50	2.6923	465	1
Fourth .....	(a)	.0125	(a)	125	(a)	35.5000	(a)	200		3.2000		2
Months—												
January .....	(a)	.0200	(a)	200	(a)	31.5000	(a)	178	23.50	2.1425	465	1
February .....	(a)	.0200	(a)	200	(a)	31.5000	(a)	178	23.50	2.1500	465	1
March .....	(a)	.0225	(a)	225	(a)	31.5000	(a)	178	23.50	2.1500	465	1
April .....	(a)	.0225	(a)	225	(a)	31.9000	(a)	180	23.50	2.3500	465	1
May .....	(a)	.0200	(a)	200	(a)	32.5000	(a)	184	23.50	2.5660	465	1
June .....	(a)	.0175	(a)	175	(a)	33.6250	(a)	190	23.50	2.5925	465	1
July .....	(a)	.0140	(a)	140	(a)	34.8750	(a)	197	23.50	2.6000	465	1
August .....	(a)	.0140	(a)	140	(a)	35.2500	(a)	199	23.50	2.6000	465	1
September .....	(a)	.0140	(a)	140	(a)	35.3750	(a)	200	23.50	2.9000	465	1
October .....	(a)	.0125	(a)	125	(a)	35.5000	(a)	200	20.50	3.2000	406	2
November .....	(a)	.0125	(a)	125	(a)	35.5000	(a)	200	20.50	3.2000	406	2
December .....	(a)	.0125	(a)	125	(a)	35.5000	(a)	200		3.2000		2

WHOLESALE PRICES IN DENMARK AND THE UNITED STATES, BY MONTHS, QUARTERS, AND YEARS, 1913-1918—Continued.

	Coal.				Coffee.				Eggs.			
	Actual price.		Relative price.		Actual price.		Relative price.		Actual price.		Relative price.	
	Denmark.	U. S.	Denmark.	U. S.	Denmark.	U. S.	Denmark.	U. S.	Denmark.	U. S.	Denmark.	U. S.
<b>Market.</b>	<b>Copen-</b>	<b>New</b>			<b>Copen-</b>	<b>New</b>			<b>Copen-</b>	<b>New</b>		
<b>Unit.</b>	<b>hagen.</b>	<b>York.</b>			<b>hagen.</b>	<b>York.</b>			<b>hagen.</b>	<b>York.</b>		
	100 kgs.	Long ton.			½ kg.	Pound.			Kg.	Dozen.		
<b>Base price.</b>	<i>Kroner.</i>	<i>Dolls.</i>			<i>Kroner.</i>	<i>Dolls.</i>			<i>Kroner.</i>	<i>Dolls.</i>		
	2. 12	5. 3117			0. 93	0. 2190			1. 46	0. 2687		
1913—Year	2. 24	5. 3134	106	100	. 94	. 2112	101	96	1. 41	. 2468	97	92
Quarters—												
First	2. 33	5. 4478	110	103	. 95	. 2063	102	94	1. 02	. 2197	70	82
Second	2. 23	5. 0409	105	95	. 95	. 2017	102	92	1. 20	. 2317	82	72
Third	2. 20	5. 3173	104	100	. 95	. 2175	102	99	1. 89	. 3427	129	86
Fourth	2. 20	5. 4475	104	103	. 92	. 2187	99	100				128
Months—												
January	2. 36	5. 4458	111	103	. 95	. 2075	102	95	1. 04	. 2463	78	92
February	2. 36	5. 4476	111	103	. 95	. 2063	102	94	1. 28	. 2738	88	83
March	2. 28	5. 4500	108	103	. 95	. 2050	102	94	1. 46	. 2900	100	73
April	2. 28	4. 9470	108	93	. 95	. 1990	102	91	2. 00	. 3800	137	69
May	2. 20	5. 0420	104	95	. 95	. 1950	102	89	2. 20	. 3488	151	74
June	2. 20	5. 1356	104	97	. 95	. 2119	102	97				71
July	2. 20	5. 1972	104	98	. 95	. 2175	102	99	1. 18	. 2310	81	71
August	2. 20	5. 3312	104	100	. 95	. 2175	102	99	1. 28	. 2738	88	86
September	2. 20	5. 1234	104	102	. 95	. 2175	102	99	1. 46	. 2900	100	102
October	2. 20	5. 4475	104	103	. 91	. 2175	97	99	2. 00	. 3800	137	108
November	2. 20	5. 4498	104	103	. 93	. 2181	100	100	2. 20	. 3488	151	141
December	2. 20	5. 4453	104	103	. 93	. 2200	100	100				130
1914—Year	2. 11	5. 3145	100	100	. 96	. 2249	103	103	1. 52	. 2660	104	99
Quarters—												
First	2. 05	5. 4483	97	103	. 93	. 2200	100	100	1. 67	. 2974	114	111
Second	2. 01	5. 0339	95	95	. 93	. 2200	100	100	1. 08	. 2031	74	76
Third	2. 00	5. 3323	94	100	. 94	. 2281	101	104	1. 21	. 2371	83	88
Fourth	2. 70	5. 4434	128	102	1. 06	. 2315	113	106	2. 12	. 3263	145	121
Months—												
January	2. 08	5. 4481	98	103	. 93	. 2200	100	100	2. 05	. 3330	140	124
February	2. 04	5. 4500	96	103	. 93	. 2200	100	100	1. 78	. 2888	122	107
March	2. 04	5. 4467	96	103	. 93	. 2200	100	100	1. 18	. 2616	81	97
April	2. 04	4. 9490	96	93	. 93	. 2200	100	100	1. 08	. 1985	74	74
May	2. 00	5. 0172	94	94	. 93	. 2200	100	100	1. 08	. 2038	74	76
June	2. 00	5. 1354	94	97	. 93	. 2200	100	100	1. 08	. 2069	74	77
July	2. 00	5. 2411	94	99	. 93	. 2200	100	100	1. 12	. 2125	77	79
August	(a)	5. 3193	(a)	100	. 94	. 2275	101	104	1. 16	. 2415	79	90
September	(a)	5. 4265	(a)	102	. 96	. 2350	103	107	1. 35	. 2563	92	95
October	(a)	5. 4409	(a)	102	. 93	. 2350	100	107	1. 50	. 2665	103	99
November	(a)	5. 4495	(a)	103	1. 05	. 2300	113	105	2. 35	. 3500	161	130
December	2. 70	5. 4397	128	102	1. 19	. 2300	128	105	2. 50	. 3775	171	140
1915—Year	3. 78	5. 3256	178	100	1. 26	. 2201	135	101	1. 91	. 2597	131	97
Quarters—												
First	3. 33	5. 4346	157	102	1. 20	. 2231	129	102	2. 05	. 2806	140	104
Second	4. 20	5. 0177	198	94	1. 20	. 2177	129	99	1. 39	. 2027	95	75
Third	3. 83	5. 3056	181	100	1. 26	. 2150	136	98	1. 71	. 2208	117	82
Fourth	3. 73	5. 4110	176	102	1. 36	. 2246	146	103	2. 50	. 3293	171	123
Months—												
January	2. 70	5. 4340	128	102	1. 20	. 2300	129	105	2. 55	. 3655	175	136
February	3. 10	5. 4380	146	102	1. 20	. 2200	129	100	2. 00	. 2588	137	96
March	4. 20	5. 4318	198	102	1. 20	. 2200	129	100	1. 60	. 1963	110	73
April	4. 20	4. 9424	198	93	1. 20	. 2200	129	100	1. 28	. 2116	88	79
May	4. 20	4. 9962	198	94	1. 20	. 2188	129	100	1. 40	. 1993	96	74
June	4. 20	5. 1144	198	96	1. 21	. 2150	130	98	1. 48	. 1981	101	74
July	4. 00	5. 2003	189	98	1. 21	. 2150	130	98	1. 58	. 1955	108	73
August	3. 80	5. 3164	180	100	1. 21	. 2150	130	98	1. 65	. 2163	113	80
September	3. 70	5. 4001	175	102	1. 36	. 2150	146	98	1. 90	. 2569	130	96
October	3. 50	5. 4350	165	102	1. 36	. 2181	146	100	2. 30	. 2980	158	111
November	3. 70	5. 4182	175	102	1. 36	. 2275	146	104	2. 40	. 3575	164	133
December	4. 00	5. 3801	189	101	1. 36	. 2275	146	104	2. 80	. 3380	192	126

a No quotation.

## WHOLESALE PRICES IN DENMARK AND THE UNITED STATES, BY MONTHS, QUARTERS, AND YEARS, 1913-1918—Continued.

Market Unit	Coal.				Coffee.				Eggs.			
	Actual price.		Relative price.		Actual price.		Relative price.		Actual price.		Relative price.	
	Den- mark.	U. S.	Den- mark.	U. S.	Den- mark.	U. S.	Den- mark.	U. S.	Den- mark.	U. S.	Den- mark.	U. S.
Base price...	<i>Kroner.</i> 2. 12	<i>Dolls.</i> 5. 3117			<i>Kroner.</i> 0. 93	<i>Dolls.</i> 0. 2190			<i>Kroner.</i> 1. 46	<i>Dolls.</i> 0. 2687		
1916—Year	6. 86	5. 5652	324	105	1. 53	. 2515	164	115	2. 38	. 2945	163	110
Quarters—												
First.....	4. 87	5. 4919	230	103	1. 41	. 2336	151	107	2. 15	. 2602	147	97
Second.....	7. 50	5. 4275	354	102	1. 65	. 2613	177	119	1. 88	. 2213	129	82
Third.....	7. 80	5. 6112	368	106	(a)	. 2562	(a)	117	2. 23	. 2871	153	107
Fourth.....	7. 27	5. 7302	343	108	(a)	. 2550	(a)	116	3. 23	. 4073	221	152
Months—												
January.....	4. 20	5. 4838	198	103	1. 36	. 2275	146	104	2. 80	. 3094	192	115
February.....	4. 80	5. 4852	227	103	1. 36	. 2285	146	104	1. 85	. 2569	127	96
March.....	5. 60	5. 5066	265	104	1. 50	. 2460	161	112	1. 80	. 2144	123	80
April.....	6. 10	5. 5196	288	104	1. 55	. 2588	167	118	2. 05	. 2145	140	80
May.....	8. 20	5. 3320	387	100	1. 70	. 2625	183	120	1. 70	. 2244	116	84
June.....	8. 20	5. 4309	387	102	1. 70	. 2625	183	120	1. 90	. 2266	130	84
July.....	8. 40	5. 5071	397	104	(a)	. 2588	(a)	118	2. 00	. 2510	137	93
August.....	7. 50	5. 6109	354	106	(a)	. 2550	(a)	116	2. 10	. 2825	144	105
September.....	7. 50	5. 7155	354	108	(a)	. 2550	(a)	116	2. 60	. 3270	178	122
October.....	7. 00	5. 7280	331	108	(a)	. 2550	(a)	116	2. 70	. 3425	185	127
November.....	7. 20	5. 7285	340	108	(a)	. 2550	(a)	116	3. 20	. 4068	219	151
December.....	7. 60	5. 7340	359	108	(a)	. 2550	(a)	116	3. 80	. 4600	260	171
1917—Year	17. 81	5. 9356	841	112	(a)	. 2538	(a)	116	2. 52	. 4015	173	149
Quarters—												
First.....	8. 90	5. 7298	421	108	(a)	. 2538	(a)	116	2. 75	. 3981	188	148
Second.....	25. 50	5. 6053	1, 205	106	(a)	. 2546	(a)	116	1. 93	. 3410	132	127
Third.....	19. 61	6. 0542	926	114	(a)	. 2515	(a)	115	2. 28	. 3781	156	141
Fourth.....	16. 42	6. 3530	775	120	(a)	. 2550	(a)	116	3. 10	. 4888	212	182
Months—												
January.....	8. 90	5. 7389	421	108	(a)	. 2550	(a)	116	2. 30	. 4638	226	173
February.....	(a)	5. 7244	(a)	108	(a)	. 2550	(a)	116	3. 00	. 4456	205	166
March.....	(a)	5. 7261	(a)	108	(a)	. 2513	(a)	115	1. 95	. 3075	134	114
April.....	(a)	5. 2358	(a)	99	(a)	. 2500	(a)	114	1. 75	. 3369	120	125
May.....	(a)	5. 7444	(a)	108	(a)	. 2540	(a)	116	1. 95	. 3550	134	132
June.....	25. 50	5. 8356	1, 205	110	(a)	. 2600	(a)	119	2. 10	. 3330	144	124
July.....	25. 32	5. 9334	1, 205	112	(a)	. 2600	(a)	119	2. 10	. 3431	144	128
August.....	17. 11	6. 0112	808	113	(a)	. 2450	(a)	112	2. 30	. 3788	158	141
September.....	16. 40	6. 2180	775	117	(a)	. 2475	(a)	113	2. 45	. 4055	168	151
October.....	16. 35	6. 2321	771	117	(a)	. 2550	(a)	116	2. 65	. 4088	182	152
November.....	16. 50	6. 2419	779	118	(a)	. 2550	(a)	116	3. 30	. 4738	226	176
December.....	16. 40	6. 5850	775	124	(a)	. 2550	(a)	116	3. 35	. 5650	229	210
1918—Year	6. 8605		129		(a)	. 2571	(a)	117		. 4827		180
Quarters—												
First.....	15. 08	6. 5880	712	124	(a)	. 2550	(a)	116	3. 42	. 5288	234	197
Second.....	16. 10	6. 3990	760	120	(a)	. 2550	(a)	116	3. 33	. 3498	228	130
Third.....	15. 63	6. 7976	738	128	(a)	. 2550	(a)	116	3. 63	. 4373	249	163
Fourth.....	17. 41	7. 6572		144	(a)	. 2655	(a)	121		. 6150		229
Months—												
January.....	15. 97	6. 6000	754	124	(a)	. 2550	(a)	116	3. 40	. 6481	233	241
February.....	14. 67	6. 6000	693	124	(a)	. 2550	(a)	116	3. 40	. 6038	233	225
March.....	14. 60	6. 5641	690	124	(a)	. 2550	(a)	116	3. 45	. 3735	236	139
April.....	16. 12	6. 3699	761	120	(a)	. 2550	(a)	116	3. 30	. 3463	226	129
May.....	16. 12	6. 4000	761	120	(a)	. 2550	(a)	116	3. 30	. 3494	226	130
June.....	16. 06	6. 4270	758	121	(a)	. 2550	(a)	116	3. 40	. 3530	233	131
July.....	14. 80	6. 6928	699	126	(a)	. 2550	(a)	116	3. 60	. 4138	247	154
August.....	15. 70	6. 7000	741	126	(a)	. 2550	(a)	116	3. 60	. 4290	247	160
September.....	16. 40	7. 0000	775	132	(a)	. 2550	(a)	116	3. 70	. 4713	253	175
October.....	18. 15	7. 0000	858	132	(a)	. 2600	(a)	119	3. 95	. 5281	271	197
November.....	16. 67	7. 9217	787	149	(a)	. 2650	(a)	121	4. 20	. 6430	288	239
December.....		8. 0500		152	(a)	. 2750	(a)	126		. 6669		248

## WHOLESALE PRICES IN DENMARK AND THE UNITED STATES, BY MONTHS, QUARTERS, AND YEARS, 1913-1918—Continued.

	Iron.				Iron (steel), first series.				Iron (steel), second series.			
	Actual price.		Relative price.		Actual price.		Relative price.		Actual price.		Relative price.	
	Denmark.	U. S.	Denmark.	U. S.	Denmark.	U. S.	Denmark.	U. S.	Denmark.	U. S.	Denmark.	U. S.
Market	Copenhagen.	Valley furnaces.			Copenhagen.	Chicago.			Copenhagen.	Pittsburgh.		
Unit	100 kgs.	Ton			Ton	Pound			100 kgs.	100 lbs.		
Base price	Marks. <sup>a</sup> 11.46	Dolls. 13.4567			Kroner. 99.73	Dolls. 0.1446			Kroner. 16.46	Dolls. 1.2600		
1913—Year	11.75	14.8700	103	110	101.17	.0160	102	110	16.50	1.4100	100	112
Quarters—												
First	(b)	17.0733	(b)	127	120.15	.0163	120	112	(b)	1.4667	(b)	116
Second	12.50	14.8567	109	110	95.68	.0163	96	112	16.50	1.4500	100	115
Third	11.50	13.9400	100	104	95.68	.0163	96	112	16.50	1.4300	100	113
Fourth	11.50	13.5933	100	101	96.12	.0153	98	105	16.50	1.2833	100	102
Months—												
January	(b)	17.5000	(b)	130		.0163		112	(b)	1.5000	(b)	119
February	(b)	17.1200	(b)	127	120.15	.0163	120	112	(b)	1.4500	(b)	115
March	(b)	16.6000	(b)	123	120.15	.0163	120	112	(b)	1.4500	(b)	115
April	(b)	15.6600	(b)	116	95.68	.0163	96	112	(b)	1.4500	(b)	115
May	13.50	14.7300	118	109	95.68	.0163	96	112	16.50	1.4500	100	115
June	11.50	14.1800	100	105	95.68	.0163	96	112	16.50	1.4500	100	115
July	11.50	13.8800	100	103	95.68	.0163	96	112	16.50	1.4500	100	115
August	11.50	13.9400	100	104	95.68	.0163	96	112	16.50	1.4400	100	114
September	11.50	14.0000	100	104	95.68	.0163	96	112	16.50	1.4000	100	111
October	11.50	13.8300	100	103	96.12	.0159	96	109	16.50	1.3600	100	108
November	11.50	13.5700	100	101	(b)	.0158	c 98	108	16.50	1.2900	100	102
December	11.50	13.3800	100	99	(b)	.0141	c 101	97	16.50	1.2000	100	95
1914—Year	11.73	13.0200	102	97	102.35	.0132	103	90	17.10	1.1400	104	90
Quarters—												
First	11.30	13.1533	100	98	102.35	.0137	103	94	16.50	1.1967	100	95
Second	11.33	13.1400	99	98	102.35	.0130	103	89	16.33	1.1300	99	90
Third	11.83	13.0000	103	97	102.35	.0135	103	92	17.42	1.1600	106	92
Fourth	12.25	12.7967	107	95	102.35	.0127	103	87	18.17	1.0933	110	87
Months—												
January	11.50	13.0000	100	97	102.35	.0135	103	92	16.50	1.2000	100	95
February	11.50	13.2100	100	98	102.35	.0138	103	95	16.50	1.2100	100	96
March	11.50	13.2500	100	98	102.35	.0138	103	95	16.50	1.1800	100	94
April	11.50	13.2500	100	98	102.35	.0133	103	91	16.50	1.1500	100	91
May	11.50	13.1700	100	98	102.35	.0129	103	88	16.25	1.1400	99	90
June	11.00	13.0000	96	97	102.35	.0128	103	88	16.25	1.1000	99	87
July	11.00	13.0000	96	97	102.35	.0129	103	88	16.25	1.1100	99	88
August	12.25	13.0000	107	97	102.35	.0137	103	94	18.00	1.1800	109	94
September	12.25	13.0000	107	97	102.35	.0138	103	95	18.00	1.1900	109	94
October	12.25	12.8900	107	96	102.35	.0134	103	92	18.00	1.1400	109	90
November	12.25	12.7500	107	95	102.35	.0127	103	87	18.00	1.0900	109	87
December	12.25	12.7500	107	95	102.35	.0120	103	82	18.50	1.0500	112	83
1915—Year	13.74	13.8100	120	103	159.19	.0148	160	101	22.32	1.2900	136	102
Quarters—												
First	12.60	12.7500	110	95	124.60	.0130	120	89	18.50	1.1167	112	89
Second	13.65	12.7333	119	95	141.66	.0137	142	94	20.67	1.1733	126	93
Third	14.35	13.6433	125	101	173.55	.0149	174	102	25.00	1.2700	149	101
Fourth	14.35	16.1267	125	120	185.42	.0177	186	121	26.00	1.6000	158	127
Months—												
January	11.90	12.7500	104	95	(b)	.0129	c 112	88	18.50	1.1000	112	87
February	12.95	12.7500	113	95	120.15	.0129	120	88	18.50	1.1000	112	87
March	12.95	12.7500	113	95	129.05	.0133	129	91	18.50	1.1500	112	91
April	13.65	12.7500	119	95	137.95	.0134	138	92	19.50	1.2000	118	95
May	13.65	12.7500	119	95	137.95	.0137	138	94	20.50	1.1700	125	93
June	13.65	12.7000	119	94	149.08	.0139	149	95	22.00	1.1500	124	91
July	14.35	12.7200	125	95	164.65	.0143	165	98	(b)	1.2200	c 143	97
August	14.35	13.7100	125	102	178.00	.0149	178	102	25.00	1.2600	152	100
September	14.35	14.5000	125	108	178.00	.0154	178	105	25.00	1.3500	152	106
October	14.35	14.5800	125	108	178.00	.0158	178	108	26.00	1.4200	158	113
November	14.35	15.8200	125	118	186.90	.0179	187	123	26.00	1.6300	158	129
December	14.35	17.9800	125	134	191.35	.0195	192	134	26.00	1.7500	158	139

<sup>a</sup> Quotations in German marks at usual rate of exchange.<sup>b</sup> No quotation.<sup>c</sup> Interpolated.

WHOLESALE PRICES IN DENMARK AND THE UNITED STATES, BY MONTHS, QUARTERS, AND YEARS, 1913-1918—Continued.

	Iron.				Iron (steel), first series.				Iron (steel), second series.			
	Actual price.		Relative price.		Actual price.		Relative price.		Actual price.		Relative price.	
	Denmark.	U. S.	Denmark.	U. S.	Denmark.	U. S.	Denmark.	U. S.	Denmark.	U. S.	Denmark.	U. S.
Market	Copenhagen.	Valley furnaces.			Copenhagen.	Chicago.			Copenhagen.	Pittsburgh.		
Unit	100 kgs.	Ton.			Ton.	Pound.			100 kgs.	100 lbs.		
Base price	Marks, <sup>a</sup> 11.46	Dolls. 13.4567			Kroner. 99.73	Dolls. 0.0146			Kroner. 16.46	Dolls. 1.2600		
1916—Year	19.43	20.1600	170	150	268.79	.0283	270	194	37.67	2.8200	229	224
Quarters—												
First	16.12	18.5000	141	137	191.67	.0247	192	169	26.00	2.1967	158	174
Second	17.40	18.4433	152	137	238.50	.0277	239	190	36.00	2.8267	219	224
Third	21.20	18.3667	185	136	275.83	.0287	276	197	39.33	2.9467	239	234
Fourth	23.	25.3333	201	188	369.17	.0319	370	218	49.33	3.3100	300	263
Months—												
January	15.75	18.5000	137	137	177.50	.0238	178	163	26.00	1.9000	158	151
February	16.10	18.5000	141	137	190.00	.0244	191	167	26.00	2.1600	158	171
March	16.50	18.5000	144	137	207.50	.0259	208	177	26.00	2.5300	158	201
April	16.50	18.5000	144	137	225.50	.0274	226	188	36.00	2.7500	219	218
May	17.85	18.4400	156	137	240.00	.0279	241	191	36.00	2.8300	219	225
June	17.85	18.3900	156	137	250.00	.0279	251	191	36.00	2.9000	219	230
July	19.60	18.2500	171	136	250.00	.0279	251	191	36.00	2.9000	219	230
August	21.00	18.2700	183	136	277.50	.0289	278	198	36.00	2.9400	219	233
September	23.00	18.5800	201	138	300.00	.0294	301	201	46.00	3.0000	279	238
October	23.00	20.5600	201	153	350.00	.0294	351	201	48.00	3.0700	292	244
November	23.00	25.6000	201	190	367.50	.0319	368	218	48.00	3.3300	292	264
December	23.00	29.8400	201	222	390.00	.0344	391	236	52.00	3.5300	316	280
1917—Year	31.41	39.8900	274	296	526.25	.0429	528	294	71.50	5.2100	434	413
Quarters—												
First	26.60	31.6533	232	235	483.33	.0357	485	245	58.00	3.8967	352	309
Second	30.37	43.6667	265	325	500.00	.0473	501	324	58.00	5.3667	352	426
Third	32.25	51.2267	281	381	500.00	.0586	501	401	85.00	8.3367	516	662
Fourth	36.42	33.0000	318	245	621.67	.0300	623	205	85.00	3.2500	516	258
Months—												
January	26.60	30.0000	232	223	475.00	.0345	476	236	58.00	3.6100	352	287
February	26.60	30.0000	232	223	475.00	.0356	476	244	58.00	3.7500	352	298
March	26.60	34.9600	232	260	500.00	.0373	501	255	58.00	4.3300	352	344
April	26.60	39.1600	232	291	500.00	.0379	501	260	58.00	4.5000	352	357
May	32.25	42.6500	281	317	500.00	.0461	501	316	58.00	4.5000	352	357
June	32.25	49.1900	281	366	500.00	.0579	501	397	58.00	7.1000	352	503
July	32.25	53.0000	281	394	500.00	.0619	501	424	85.00	9.0000	516	714
August	32.25	53.0000	281	394	500.00	.0619	501	424	85.00	8.9600	516	711
September	32.25	47.8800	281	354	500.00	.0519	501	355	85.00	7.0500	516	560
October	32.25	33.0000	281	245	600.00	.0300	601	205	85.00	3.2500	516	258
November	38.50	33.0000	336	245	600.00	.0300	601	205	85.00	3.2500	516	258
December	38.50	33.0000	336	245	665.00	.0300	667	205	85.00	3.2500	516	258
1918—Year						.0299		205				
Quarters—												
First	38.50	33.0000	336	245	650.00	.0300	652	205	77.00	3.2500	468	258
Second	38.50	33.0000	336	245	650.00	.0300	652	205	77.00	3.2500	468	258
Third	45.50	33.0000	397	245	650.00	.0300	652	205	67.33	3.2500	409	258
Fourth						.0296		203				
Months—												
January	38.50	33.0000	336	245	650.00	.0300	652	205	77.00	3.2500	468	258
February	38.50	33.0000	336	245	650.00	.0300	652	205	77.00	3.2500	468	258
March	38.50	33.0000	336	245	650.00	.0300	652	205	77.00	3.2500	468	258
April	38.50	33.0000	336	245	650.00	.0300	652	205	77.00	3.2500	468	258
May	38.50	33.0000	336	245	650.00	.0300	652	205	77.00	3.2500	468	258
June	38.50	33.0000	336	245	650.00	.0300	652	205	77.00	3.2500	468	258
July	45.50	33.0000	397	245	650.00	.0300	652	205	77.00	3.2500	468	258
August	45.50	33.0000	397	245	650.00	.0300	652	205	60.00	3.2500	365	258
September	45.50	33.0000	397	245	650.00	.0300	652	205	65.00	3.2500	395	258
October	45.50	34.0000	397	253	650.00	.0300	652	205	70.00		425	
November	45.50		397		489.50	.0300	491	205	70.00		425	
December						.0288		197				

<sup>a</sup> Quotations in German marks at usual rate of exchange.<sup>b</sup> Government price set.

## WHOLESALE PRICES IN DENMARK AND THE UNITED STATES, BY MONTHS, QUARTERS, AND YEARS, 1913-1918—Continued.

	Oats.				Potash.				Rice.			
	Actual price.		Relative price.		Actual price.		Relative price.		Actual price.		Relative price.	
	Denmark.	U. S.	Denmark.	U. S.	Denmark.	U. S.	Denmark.	U. S.	Denmark.	U. S.	Denmark.	U. S.
<b>Market.....</b>	<b>Copen-</b>	<b>Chi-</b>			<b>Copen-</b>	<b>New</b>			<b>Copen-</b>	<b>New</b>		
<b>Unit.....</b>	<b>hagen.</b>	<b>cago.</b>			<b>hagen.</b>	<b>York.</b>			<b>hagen.</b>	<b>Orleans</b>		
	<b>Kg.</b>	<b>Bushel</b>			<b>½ kg.</b>	<b>Pound.</b>			<b>50 kgs.</b>	<b>Pound.</b>		
<b>Base price...</b>	<i>Kroner.</i>	<i>Dolls.</i>			<i>Kroner.</i>	<i>Dolls.</i>			<i>Kroner.</i>	<i>Dolls.</i>		
	11. 18	0. 4005			0. 1579	0. 0370			22. 50	0. 0526		
1913—Year.....	11. 34	. 3802	101	95	. 1600	. 0354	101	96	22. 75	. 0507	101	96
Quarters—												
First.....	11. 80	. 3311	106	83	. 1600	. 0375	101	101	23. 50	. 0477	104	91
Second.....	11. 23	. 3776	100	94	. 1600	. 0375	101	101	22. 50	. 0493	100	94
Third.....	11. 48	. 4159	103	104	. 1600	. 0300	101	81	22. 50	. 0534	100	102
Fourth.....	10. 85	. 3988	97	100	. 1600	. 0366	101	99	22. 50	. 0523	100	99
Months—												
January.....	11. 95	. 3324	107	83	. 1600	. 0375	101	101	23. 50	. 0475	104	90
February.....	11. 95	. 3347	107	84	. 1600	. 0375	101	101	23. 50	. 0475	104	90
March.....	11. 50	. 3271	103	82	. 1600	. 0375	101	101	23. 50	. 0480	104	91
April.....	11. 00	. 3466	98	87	. 1600	. 0375	101	101	22. 50	. 0488	100	93
May.....	11. 35	. 3786	102	95	. 1600	. 0375	101	101	22. 50	. 0486	100	92
June.....	11. 35	. 4075	102	102	. 1600	. 0375	101	101	22. 50	. 0506	100	96
July.....	11. 35	. 3940	102	98	. 1600	. 0300	101	81	22. 50	. 0534	100	102
August.....	11. 60	. 4208	104	105	. 1600	. 0300	101	81	22. 50	. 0552	100	105
September.....	11. 50	. 4263	103	106	. 1600	. 0300	101	81	22. 50	. 0509	100	97
October.....	10. 55	. 3972	94	99	. 1600	. 0300	101	81	22. 50	. 0542	100	103
November.....	11. 40	. 3970	102	99	. 1600	. 0400	101	108	22. 50	. 0525	100	100
December.....	10. 60	. 4027	95	101	. 1600	. 0400	101	108	22. 50	. 0500	100	95
1914—Year.....	14. 63	. 4239	131	106	. 1600	. 0755	101	204	24. 46	. 0512	109	97
Quarters—												
First.....	11. 03	. 3917	99	98	. 1600	. 0400	101	108	22. 50	. 0514	100	98
Second.....	11. 33	. 3969	101	99	. 1500	. 0412	96	111	22. 50	. 0532	100	101
Third.....	14. 13	. 4269	126	107	. 1500	. 0790	94	214	25. 33	. 0532	113	101
Fourth.....	21. 88	. 4802	196	120	. 1800	. 1417	111	383	27. 50	. 0465	122	88
Months—												
January.....	11. 15	. 3889	100	97	. 1600	. 0400	101	108	22. 50	. 0500	100	95
February.....	11. 15	. 3941	100	98	. 1600	. 0400	101	108	22. 50	. 0522	100	99
March.....	10. 80	. 3930	97	98	. 1600	. 0400	101	108	22. 50	. 0525	100	100
April.....	10. 70	. 3910	96	98	. 1600	. 0400	101	108	22. 50	. 0525	100	100
May.....	11. 40	. 3985	102	100	. 1600	. 0400	101	108	22. 50	. 0533	100	101
June.....	11. 90	. 4008	106	100	. 1400	. 0435	85	118	22. 50	. 0538	100	102
July.....	12. 50	. 3722	112	93	. 1400	. 0435	85	118	22. 50	. 0538	100	102
August.....	(a)	. 4193	<sup>b</sup> 126	105	. 1400	. 0435	85	118	26. 50	. 0554	118	105
September.....	15. 75	. 4911	141	123	. 1800	. 1500	111	405	27. 00	. 0498	120	95
October.....	17. 50	. 4679	157	117	. 1800	. 1750	111	473	27. 50	. 0474	122	90
November.....	24. 00	. 4864	215	121	. 1800	. 1800	111	432	27. 50	. 0454	122	83
December.....	24. 13	. 4895	216	122	. 1800	. 0900	111	243	27. 50	. 0492	122	94
1915—Year.....	24. 85	. 4805	222	120		. 2988		808	28. 58	. 0474	127	90
Quarters—												
First.....	27. 50	. 5612	246	140	. 1800	. 1050	111	284	28. 67	. 0493	127	94
Second.....	26. 96	. 5314	241	133	(a)	. 2233	(a)	604	27. 67	. 0494	123	94
Third.....	23. 67	. 4513	212	113	(a)	. 4000	(a)	108	27. 00	. 0454	120	86
Fourth.....	21. 25	. 3854	190	96	(a)	. 4667	(a)	126	31. 00	. 0455	138	87
Months—												
January.....	26. 63	. 5366	238	134	. 1800	. 0800	111	216	28. 50	. 0491	127	93
February.....	28. 00	. 5761	251	144	. 1800	. 0950	111	257	28. 50	. 0494	127	94
March.....	27. 88	. 5770	249	144	. 1800	. 1400	111	378	29. 00	. 0494	129	94
April.....	24. 38	. 5717	218	143	(a)	. 2000	(a)	541	29. 00	. 0495	129	94
May.....	27. 75	. 5343	248	153	(a)	. 2300	(a)	622	27. 00	. 0494	120	94
June.....	28. 75	. 4874	257	122	(a)	. 2400	(a)	649	27. 00	. 0494	120	94
July.....	28. 00	. 5358	251	134	(a)	. 4100	(a)	111	27. 00	. 0485	120	92
August.....	23. 50	. 4495	210	112	(a)	. 4100	(a)	111	27. 00	. 0450	120	86
September.....	19. 50	. 3477	174	87	(a)	. 3800	(a)	103	27. 00	. 0419	120	80
October.....	18. 38	. 3635	164	91	(a)	. 3900	(a)	105	31. 00	. 0438	138	83
November.....	21. 00	. 3678	188	92	(a)	. 4100	(a)	111	31. 00	. 0475	138	90
December.....	24. 38	. 4214	218	105	(a)	. 6000	(a)	162	31. 00	. 0456	138	87

a No quotation.

b Interpolated.

WHOLESALE PRICES IN DENMARK AND THE UNITED STATES, BY MONTHS, QUARTERS, AND YEARS, 1913-1918—Continued.

	Oats.				Potash.				Rice.			
	Actual price.		Relative price.		Actual price.		Relative price.		Actual price.		Relative price.	
	Denmark.	U. S.	Denmark.	U. S.	Denmark.	U. S.	Denmark.	U. S.	Denmark.	U. S.	Denmark.	U. S.
Market ...	Copenhagen.	Chicago.	.....	.....	Copenhagen.	New York.	.....	.....	Copenhagen.	New York.	.....	.....
Unit .....	Kg.	Bushel	.....	.....	½ kg.	Pound.	.....	.....	50 kgs.	Pound.	.....	.....
Base price.	Kroner.	Dolls.	.....	.....	Kroner.	Dolls.	.....	.....	Kroner.	Dolls.	.....	.....
	11. 18	0. 4005	.....	.....	0. 1579	0. 0370	.....	.....	22. 50	0. 0526	.....	.....
1916—Year .....	23. 52	. 4597	210	115	(a)	. 8225	(a)	2223	31. 75	. 0456	141	87
Quarters—												
First .....	23. 82	. 4557	211	114	(a)	. 6900	(a)	1865	32. 00	. 0457	142	87
Second .....	23. 38	. 4225	209	105	(a)	. 8933	(a)	2414	33. 00	. 0456	147	87
Third .....	23. 01	. 4384	206	109	(a)	. 8467	(a)	2288	31. 00	. 0444	138	84
Fourth .....	23. 98	. 5234	215	131	(a)	. 8600	(a)	2324	31. 00	. 0467	138	89
Months—												
January .....	24. 25	. 4856	217	121	(a)	. 6500	(a)	1757	31. 00	. 0450	138	86
February .....	23. 38	. 4633	209	116	(a)	. 6200	(a)	1676	32. 00	. 0463	142	88
March .....	(a)	. 4183	203	104	(a)	. 8000	(a)	2162	33. 00	. 0459	147	87
April .....	23. 13	. 4396	207	110	(a)	. 9500	(a)	2568	33. 00	. 0456	147	87
May .....	24. 00	. 4314	215	108	(a)	. 8800	(a)	2378	33. 00	. 0456	147	87
June .....	23. 00	. 3924	206	98	(a)	. 8500	(a)	2297	33. 00	. 0456	147	87
July .....	22. 13	. 4062	198	101	(a)	. 8300	(a)	2243	31. 00	. 0453	138	86
August .....	22. 88	. 4491	205	112	(a)	. 8600	(a)	2324	31. 00	. 0447	138	85
September .....	24. 03	. 4621	215	115	(a)	. 8500	(a)	2297	31. 00	. 4433	138	82
October .....	22. 68	. 4944	203	123	(a)	. 8500	(a)	2297	31. 00	. 0447	138	85
November .....	24. 75	. 5566	221	139	(a)	. 8300	(a)	2243	31. 00	. 0478	138	91
December .....	24. 50	. 5201	219	130	(a)	. 9000	(a)	2433	31. 00	. 0475	138	90
1917—Year .....	23. 88	. 6571	214	164	(a)	. 8583	(a)	2320	.....	. 0670	.....	127
Quarters—												
First .....	24. 50	. 5867	219	146	(a)	. 8800	(a)	2378	34. 33	. 0479	153	91
Second .....	24. 50	. 6918	219	173	(a)	. 8700	(a)	2351	(a)	. 0697	(a)	133
Third .....	23. 50	. 6707	210	167	(a)	. 8433	(a)	2279	(a)	. 0708	(a)	135
Fourth .....	23. 00	. 6790	206	170	(a)	. 8400	(a)	2270	(a)	. 0781	(a)	148
Months—												
January .....	24. 50	. 5694	219	142	(a)	. 9000	(a)	2433	31. 00	. 0475	138	90
February .....	24. 50	. 5658	219	141	(a)	. 8800	(a)	2378	33. 00	. 0475	147	90
March .....	24. 50	. 6174	219	154	(a)	. 8600	(a)	2324	39. 00	. 0488	173	93
April .....	24. 50	. 7000	219	175	(a)	. 8800	(a)	2378	(a)	. 0671	(a)	128
May .....	24. 50	. 7028	219	175	(a)	. 8600	(a)	2324	(a)	. 0702	(a)	133
June .....	24. 50	. 6765	219	169	(a)	. 8700	(a)	2351	(a)	. 0710	(a)	135
July .....	24. 50	. 7885	219	197	(a)	. 8400	(a)	2270	(a)	. 0702	(a)	133
August .....	23. 00	. 6466	206	161	(a)	. 8400	(a)	2270	(a)	. 0708	(a)	135
September .....	23. 00	. 5958	206	149	(a)	. 8500	(a)	2297	(a)	. 0713	(a)	136
October .....	23. 00	. 6005	206	150	(a)	. 8400	(a)	2270	(a)	. 0773	(a)	147
November .....	23. 00	. 6527	206	163	(a)	. 8500	(a)	2297	(a)	. 0775	(a)	147
December .....	23. 00	. 7628	206	190	(a)	. 8300	(a)	2243	(a)	. 0793	(a)	151
1918—Year .....	23. 75	. 7814	213	195	(a)	. 7579	(a)	2048	(a)	.....	(a)	.....
Quarters—												
First .....	23. 00	. 8812	206	220	(a)	. 7750	(a)	2095	(a)	. 0817	(a)	155
Second .....	24. 00	. 8048	215	201	(a)	. 8267	(a)	2234	(a)	. 0907	(a)	172
Third .....	24. 00	. 7280	215	182	(a)	. 7500	(a)	2027	(a)	. 0925	(a)	176
Fourth .....	24. 00	. 7116	215	178	(a)	. 6800	(a)	1838	(a)	.....	(a)	.....
Months—												
January .....	23. 00	. 8275	206	207	(a)	. 6700	(a)	1811	(a)	. 0794	(a)	151
February .....	23. 00	. 8860	206	221	(a)	. 8250	(a)	2230	(a)	. 0794	(a)	151
March .....	23. 00	. 9203	206	230	(a)	. 8300	(a)	2243	(a)	. 0854	(a)	162
April .....	24. 00	. 8885	215	222	(a)	. 8400	(a)	2270	(a)	. 0897	(a)	171
May .....	24. 00	. 7692	215	192	(a)	. 8200	(a)	2216	(a)	. 0906	(a)	172
June .....	24. 00	. 7663	215	191	(a)	. 8200	(a)	2216	(a)	. 0916	(a)	174
July .....	24. 00	. 7780	215	194	(a)	. 8000	(a)	2162	(a)	. 0938	(a)	178
August .....	24. 00	. 6950	215	174	(a)	. 7500	(a)	2027	(a)	. 0924	(a)	176
September .....	24. 00	. 7194	215	180	(a)	. 7000	(a)	1892	(a)	. 0913	(a)	174
October .....	24. 00	. 6919	215	173	(a)	. 7000	(a)	1892	(a)	. 0913	(a)	174
November .....	24. 00	. 7225	215	180	(a)	. 6700	(a)	1811	(a)	. 0913	(a)	174
December .....	24. 00	. 7178	215	179	(a)	. 6700	(a)	1811	(a)	.....	(a)	.....

a No quotation.

b Interpolated.

## WHOLESALE PRICES IN DENMARK AND THE UNITED STATES, BY MONTHS, QUARTERS, AND YEARS, 1913-1918—Continued.

	Saltpeter.				Soda, crystals.				Sugar.			
	Actual price.		Relative price.		Actual price.		Relative price.		Actual price.		Relative price.	
	Denmark.	U. S.	Denmark.	U. S.	Denmark.	U. S.	Denmark.	U. S.	Denmark.	U. S.	Denmark.	U. S.
Market.....	Copenhagen.	New York.	.....	.....	Copenhagen.	East-ern.	.....	.....	Copenhagen.	New York.	.....	.....
Unit.....	50 kgs.	Pound.	.....	.....	100 kgs.	Pound.	.....	.....	Kg.	Pound.	.....	.....
Base price...	Kroner.	Dolls.	.....	.....	Kroner.	Dolls.	.....	.....	Kroner.	Dolls.	.....	.....
1913—Year.....	23.50	0.5004	.....	.....	4.00	0.0073	.....	.....	0.39	0.0413	.....	.....
Quarters—												
First.....	23.38	.0525	99	104	4.00	.0071	100	97	.39	.0427	102	103
Second.....	23.00	.0525	98	104	4.00	.0069	100	95	.39	.0429	101	104
Third.....	23.50	.0525	100	104	4.00	.0064	100	88	.40	.0411	103	100
Fourth.....	23.50	.0525	100	104	4.00	.0078	100	107	.40	.0454	103	110
Months—												
January.....	23.50	.0525	100	104	4.00	.0072	100	99	.40	.0416	103	101
February.....	22.75	.0525	97	104	4.00	.0068	100	93	.39	.0450	100	109
March.....	22.75	.0525	97	104	4.00	.0065	100	89	.39	.0418	100	101
April.....	23.50	.0525	100	104	4.00	.0074	100	101	.40	.0419	103	101
May.....	23.50	.0525	100	104	4.00	.0063	100	86	.40	.0410	103	99
June.....	23.50	.0525	100	104	4.00	.0072	100	99	.40	.0410	103	99
July.....	23.50	.0525	100	104	4.00	.0057	100	78	.40	.0414	103	100
August.....	23.50	.0525	100	104	4.00	.0079	100	108	.40	.0447	103	108
September.....	23.50	.0525	100	104	4.00	.0077	100	105	.40	.0461	103	112
October.....	23.50	.0525	100	104	4.00	.0079	100	108	.40	.0453	103	110
November.....	23.50	.0525	100	104	4.00	.0068	100	93	.40	.0419	103	101
December.....	23.50	.0525	100	104	4.00	.0075	100	103	.40	.0421	103	102
1914—Year.....	.....	.0621	.....	123	4.27	.0075	107	103	.38	.0471	99	114
Quarters—												
First.....	23.50	.0492	100	98	4.00	.0072	100	99	.38	.0389	97	94
Second.....	23.50	.0475	100	94	4.00	.0067	100	92	.38	.0395	97	96
Third.....	(a)	.0717	(a)	142	4.27	.0081	107	111	.37	.0583	97	141
Fourth.....	(a)	.0800	(a)	159	4.80	.0078	120	107	.41	.0523	105	127
Months—												
January.....	23.50	.0525	100	104	4.00	.0078	100	107	.38	.0392	97	95
February.....	23.50	.0475	100	94	4.00	.0068	100	93	.38	.0392	97	95
March.....	23.50	.0475	100	94	4.00	.0071	100	97	.38	.0382	97	92
April.....	23.50	.0475	100	94	4.00	.0068	100	93	.38	.0372	97	90
May.....	23.50	.0475	100	94	4.00	.0060	100	82	.38	.0397	97	96
June.....	23.50	.0475	100	94	4.00	.0073	100	100	.38	.0417	97	101
July.....	23.50	.0475	100	94	4.00	.0086	100	118	.37	.0420	96	102
August.....	23.50	.0475	100	94	4.00	.0079	100	108	.38	.0649	97	157
September.....	(a)	.1200	(a)	238	4.80	.0078	120	107	.38	.0680	97	165
October.....	(a)	.0900	(a)	179	4.80	.0079	120	108	.41	.0593	105	144
November.....	(a)	.0800	(a)	159	4.80	.0082	120	112	.41	.0493	105	119
December.....	(a)	.0700	(a)	139	4.80	.0073	120	100	.41	.0483	105	117
1915—Year.....	(a)	.1602	(a)	318	5.71	.0078	143	107	.41	.0556	105	135
Quarters—												
First.....	(a)	.0842	(a)	167	5.50	.0078	138	107	.41	.0538	105	130
Second.....	(a)	.1233	(a)	245	5.57	.0075	139	103	.41	.0585	105	142
Third.....	(a)	.1767	(a)	351	5.85	.0080	146	110	.41	.0546	105	132
Fourth.....	(a)	.2567	(a)	509	5.90	.0078	148	107	.41	.0552	105	134
Months—												
January.....	(a)	.0700	(a)	139	5.50	.0083	138	114	.41	.0488	105	118
February.....	(a)	.0900	(a)	179	5.50	.0080	138	110	.41	.0554	105	134
March.....	(a)	.0925	(a)	184	5.50	.0072	138	99	.41	.0571	105	138
April.....	(a)	.1200	(a)	238	5.50	.0081	138	111	.41	.0578	105	140
May.....	(a)	.1225	(a)	243	5.50	.0075	138	103	.41	.0588	105	142
June.....	(a)	.1275	(a)	253	5.70	.0070	142	96	.41	.0588	105	142
July.....	(a)	.1700	(a)	337	5.70	.0081	142	111	.41	.0582	105	141
August.....	(a)	.1800	(a)	357	5.70	.0079	142	108	.41	.0549	105	133
September.....	(a)	.1800	(a)	357	6.15	.0080	154	110	.41	.0506	105	123
October.....	(a)	.1800	(a)	357	6.15	.0079	154	108	.41	.0497	105	120
November.....	(a)	.2400	(a)	476	6.15	.0078	154	107	.41	.0568	105	138
December.....	(a)	.3500	(a)	694	5.41	.0077	135	105	.41	.0592	105	143

\* No quotation.



## WHOLESALE PRICES IN DENMARK AND THE UNITED STATES, BY MONTHS, QUARTERS, AND YEARS, 1913-1918—Continued.

	Saltpeter.				Soda crystals.				Sugar.			
	Actual price.		Relative price.		Actual price.		Relative price.		Actual price.		Relative price.	
	Denmark.	U. S.	Denmark.	U. S.	Denmark.	U. S.	Denmark.	U. S.	Denmark.	U. S.	Denmark.	U. S.
Market.....	Copenhagen.	New York.	-----	-----	Copenhagen.	East- ern.	-----	-----	Copenhagen.	New York.	-----	-----
Unit.....	50 kgs.	Pound.	-----	-----	100 kgs.	Pound.	-----	-----	Kg.	Pound.	-----	-----
Base price...	Kroner. 23.50	Dolls. 0.0504	-----	-----	Kroner. 4.00	Dolls. 0.0073	-----	-----	Kroner. 0.39	Dolls. 0.0413	-----	-----
1916—Year.....	(a)	.3318	(a)	658	-----	.0092	-----	126	.41	.0688	105	167
Quarters—												
First.....	(a)	.3500	(a)	694	8.32	.0086	208	118	.41	.0610	105	148
Second.....	(a)	.3500	(a)	694	(a)	.0086	(a)	118	.41	.0729	105	177
Third.....	(a)	.2975	(a)	590	(a)	.0105	(a)	144	.41	.0696	105	169
Fourth.....	(a)	.3067	(a)	608	(a)	.0092	(a)	126	.41	.0712	105	172
Months—												
January.....	(a)	.3500	(a)	694	7.60	.0087	190	119	.41	.0573	105	139
February.....	(a)	.3500	(a)	694	7.60	.0089	190	122	.41	.0597	105	145
March.....	(a)	.3500	(a)	694	9.75	.0083	244	114	.41	.0659	105	160
April.....	(a)	.3500	(a)	694	(a)	.0087	(a)	119	.41	.0706	105	171
May.....	(a)	.3500	(a)	694	(a)	.0093	(a)	127	.41	.0746	105	181
June.....	(a)	.3500	(a)	694	(a)	.0077	(a)	105	.41	.0736	105	178
July.....	(a)	.2975	(a)	590	(a)	.0100	(a)	137	.41	.0750	105	182
August.....	(a)	(a)	(a)	b592	(a)	.0114	(a)	156	.41	.0700	105	169
September.....	(a)	(a)	(a)	b593	(a)	.0101	(a)	138	.41	.0637	105	154
October.....	(a)	.3000	(a)	595	(a)	.0100	(a)	137	.41	.0708	105	171
November.....	(a)	.3100	(a)	615	(a)	.0088	(a)	121	.41	.0735	105	178
December.....	(a)	.3100	(a)	615	(a)	.0087	(a)	119	.41	.0692	105	168
1917—Year.....	(a)	.3117	(a)	618	(a)	.0122	(a)	167	.41	.0771	105	187
Quarters—												
First.....	(a)	.3100	(a)	615	(a)	.0100	(a)	137	.41	.0686	105	166
Second.....	(a)	.3100	(a)	615	(a)	.0126	(a)	173	.41	.0788	105	191
Third.....	(a)	.3100	(a)	615	(a)	.0136	(a)	186	.41	.0797	105	193
Fourth.....	(a)	.3167	(a)	628	(a)	.0125	(a)	171	.41	.0814	105	197
Months—												
January.....	(a)	.3100	(a)	615	(a)	.0099	(a)	136	.41	.0662	105	160
February.....	(a)	.3100	(a)	615	(a)	.0088	(a)	121	.41	.0686	105	166
March.....	(a)	.3100	(a)	615	(a)	.0113	(a)	155	.41	.0706	105	171
April.....	(a)	.3100	(a)	615	(a)	.0102	(a)	140	.41	.0815	105	197
May.....	(a)	.3100	(a)	615	(a)	.0139	(a)	190	.41	.0794	105	192
June.....	(a)	.3100	(a)	615	(a)	.0137	(a)	188	.41	.0754	105	183
July.....	(a)	.3100	(a)	615	(a)	.0138	(a)	189	.41	.0745	105	180
August.....	(a)	.3100	(a)	615	(a)	.0142	(a)	195	.41	.0818	105	198
September.....	(a)	.3100	(a)	615	(a)	.0127	(a)	174	.41	.0823	105	199
October.....	(a)	.3200	(a)	635	(a)	.0124	(a)	170	.41	.0818	105	198
November.....	(a)	.3200	(a)	635	(a)	.0123	(a)	168	.41	.0818	105	198
December.....	(a)	.3100	(a)	615	(a)	.0128	(a)	175	.41	.0804	105	195
1918—Year.....	(a)	.3100	(a)	615	(a)	.0153	(a)	210	-----	.0780	-----	189
Quarters—												
First.....	(a)	.3100	(a)	615	(a)	.0148	(a)	203	.41	.0735	105	178
Second.....	(a)	.3100	(a)	615	(a)	.0142	(a)	195	.41	.0730	105	177
Third.....	(a)	.3100	(a)	615	(a)	.0154	(a)	211	.41	.0769	105	186
Fourth.....	(a)	.3100	(a)	615	(a)	.0167	(a)	229	-----	.0882	-----	214
Months—												
January.....	(a)	.3100	(a)	615	(a)	.0160	(a)	219	.41	.0744	105	180
February.....	(a)	.3100	(a)	615	(a)	.0145	(a)	199	.41	.0730	105	177
March.....	(a)	.3100	(a)	615	(a)	.0138	(a)	189	.41	.0730	105	177
April.....	(a)	.3100	(a)	615	(a)	.0144	(a)	197	.41	.0730	105	177
May.....	(a)	.3100	(a)	615	(a)	.0151	(a)	207	.41	.0730	105	177
June.....	(a)	.3100	(a)	615	(a)	.0132	(a)	181	.41	.0731	105	177
July.....	(a)	.3100	(a)	615	(a)	.0145	(a)	199	.41	.0735	105	178
August.....	(a)	.3100	(a)	615	(a)	.0152	(a)	208	.41	.0735	105	178
September.....	(a)	.3100	(a)	615	(a)	.0164	(a)	225	.41	.0845	105	205
October.....	(a)	.3100	(a)	615	(a)	.0153	(a)	210	.41	.0882	105	214
November.....	(a)	.3100	(a)	615	(a)	.0174	(a)	238	.41	.0882	105	214
December.....	(a)	.3100	(a)	615	(a)	.0173	(a)	237	.41	.0882	105	214

a No quotation.

b Interpolated.

## WHOLESALE PRICES IN DENMARK AND THE UNITED STATES, BY MONTHS, QUARTERS, AND YEARS, 1913-1918—Continued.

	Sulphur, refined.				Tea.			
	Actual price.		Relative price.		Actual price.		Relative price.	
	Denmark.	U. S.	Denmark.	U. S.	Denmark.	U. S.	Denmark.	U. S.
	Market Unit Base price	Copen- hagen. 50 kgs. Kroner. 6. 63	New York. Pound. Dolls. 0. 0220			Copen- hagen. ½ kg. Kroner. 1. 53	New York. Pound. Dolls. 0. 1708	
1913—Year	6. 63	. 0220	100	100	1. 53	. 1549	100	91
Quarters—								
First	6. 63	. 0220	100	100	1. 53	. 1517	100	89
Second	6. 63	. 0220	100	100	1. 53	. 1450	100	85
Third	6. 63	. 0220	100	100	1. 53	. 1482	100	87
Fourth	6. 63	. 0220	100	100	1. 53	. 1750	100	102
Months—								
January	6. 63	. 0220	100	100	1. 53	. 1550	100	91
February	6. 63	. 0220	100	100	1. 53	. 1550	100	91
March	6. 63	. 0220	100	100	1. 53	. 1450	100	85
April	6. 63	. 0220	100	100	1. 53	. 1450	100	85
May	6. 63	. 0220	100	100	1. 53	. 1450	100	85
June	6. 63	. 0220	100	100	1. 53	. 1450	100	85
July	6. 63	. 0220	100	100	1. 53	. 1450	100	85
August	6. 63	. 0220	100	100	1. 53	. 1450	100	85
September	6. 63	. 0220	100	100	1. 53	. 1540	100	90
October	6. 63	. 0220	100	100	1. 53	. 1750	100	102
November	6. 63	. 0220	100	100	1. 53	. 1750	100	102
December	6. 63	. 0220	100	100	1. 53	. 1750	100	102
1914—Year	7. 06	. 0220	107	100	1. 53	. 1935	100	113
Quarters—								
First	6. 63	. 0220	100	100	1. 53	. 1750	100	102
Second	6. 63	. 0220	100	100	1. 53	. 1865	100	109
Third	6. 63	. 0220	100	100	1. 53	. 2162	100	127
Fourth	8. 38	. 0220	126	100	1. 53	. 1963	100	115
Months—								
January	6. 63	. 0220	100	100	1. 53	. 1750	100	102
February	6. 63	. 0220	100	100	1. 53	. 1750	100	102
March	6. 63	. 0220	100	100	1. 53	. 1750	100	102
April	6. 63	. 0220	100	100	1. 53	. 1788	100	105
May	6. 63	. 0220	100	100	1. 53	. 1900	100	111
June	6. 63	. 0220	100	100	1. 53	. 1900	100	111
July	6. 63	. 0220	100	100	1. 53	. 1900	100	111
August	6. 63	. 0220	100	100	1. 53	. 2325	100	136
September	6. 63	. 0220	100	100	1. 53	. 2240	100	131
October	6. 63	. 0220	100	100	1. 53	. 1975	100	116
November	9. 25	. 0220	140	100	1. 53	. 1969	100	115
December	9. 25	. 0220	140	100	1. 53	. 1950	100	114
1915—Year	15. 13	. 0220	228	100	(a)	. 2432	(a)	142
Quarters—								
First	9. 25	. 0220	140	100	(a)	. 2237	(a)	131
Second	10. 25	. 0220	155	100	(a)	. 2610	(a)	153
Third	20. 50	. 0220	309	100	(a)	. 2669	(a)	156
Fourth	20. 50	. 0220	309	100	(a)	. 2212	(a)	130
Months—								
January	9. 25	. 0220	140	100	(a)	. 1950	(a)	114
February	9. 25	. 0220	140	100	(a)	. 2181	(a)	128
March	9. 25	. 0220	140	100	(a)	. 2510	(a)	147
April	10. 25	. 0220	155	100	(a)	. 2550	(a)	149
May	10. 25	. 0220	155	100	(a)	. 2569	(a)	150
June	10. 25	. 0220	155	100	(a)	. 2690	(a)	157
July	20. 50	. 0220	309	100	(a)	. 2850	(a)	167
August	20. 50	. 0220	309	100	(a)	. 2785	(a)	163
September	20. 50	. 0220	309	100	(a)	. 2344	(a)	137
October	20. 50	. 0220	309	100	(a)	. 2150	(a)	126
November	20. 50	. 0220	309	100	(a)	. 2230	(a)	131
December	20. 50	. 0220	309	100	(a)	. 2250	(a)	132

a No quotation.

## WHOLESALE PRICES IN DENMARK AND THE UNITED STATES, BY MONTHS, QUARTERS, AND YEARS, 1913-1918—Continued.

	Sulphur, refined.				Tea.			
	Actual price.		Relative price.		Actual price.		Relative price.	
	Denmark.	U. S.	Denmark.	U. S.	Denmark.	U. S.	Denmark.	U. S.
Market.....	Copen- hagen.	New York.	.....	.....	Copen- hagen.	New York.	.....	.....
Unit.....	50 kgs.	Pound	.....	.....	½ kg.	Pound	.....	.....
Base price.....	Kroner. 6. 63	Dolls. 0. 0220	.....	.....	Kroner. 1. 53	Dolls. 0. 1708	.....	.....
1916—Year.....	20. 50	. 0228	309	104	(a)	. 2495	(a)	146
Quarters—								
First.....	20. 50	. 0223	309	101	(a)	. 2369	(a)	139
Second.....	20. 50	. 0230	309	105	(a)	. 2512	(a)	147
Third.....	(a)	. 0230	(a)	105	(a)	. 2550	(a)	149
Fourth.....	(a)	. 0230	(a)	105	(a)	. 2550	(a)	149
Months—								
January.....	20. 50	. 0220	309	100	(a)	. 2275	(a)	133.
February.....	20. 50	. 0220	309	100	(a)	. 2380	(a)	139
March.....	20. 50	. 0230	309	105	(a)	. 2450	(a)	143
April.....	20. 50	. 0230	309	105	(a)	. 2450	(a)	143
May.....	20. 50	. 0230	309	105	(a)	. 2530	(a)	148
June.....	(a)	. 0230	(a)	105	(a)	. 2550	(a)	149
July.....	(a)	. 0230	(a)	105	(a)	. 2550	(a)	149
August.....	(a)	. 0230	(a)	105	(a)	. 2550	(a)	149
September.....	(a)	. 0230	(a)	105	(a)	. 2550	(a)	149
October.....	(a)	. 0230	(a)	105	(a)	. 2550	(a)	149
November.....	(a)	. 0230	(a)	105	(a)	. 2550	(a)	149
December.....	(a)	. 0230	(a)	105	(a)	. 2550	(a)	149
1917—Year.....	(a)	. 0330	(a)	150	(a)	. 4013	(a)	235.
Quarters—								
First.....	(a)	. 0230	(a)	105	(a)	. 3158	(a)	185.
Second.....	(a)	. 0281	(a)	128	(a)	. 4738	(a)	277
Third.....	(a)	. 0405	(a)	184	(a)	. 4150	(a)	243.
Fourth.....	(a)	. 0405	(a)	184	(a)	. 4008	(a)	235.
Months—								
January.....	(a)	. 0230	(a)	105	(a)	. 2660	(a)	156
February.....	(a)	. 0230	(a)	105	(a)	. 3275	(a)	192
March.....	(a)	. 0230	(a)	105	(a)	. 3663	(a)	214
April.....	(a)	. 0233	(a)	106	(a)	. 4175	(a)	244
May.....	(a)	. 0305	(a)	139	(a)	. 5050	(a)	296.
June.....	(a)	. 0305	(a)	139	(a)	. 4913	(a)	288
July.....	(a)	. 0405	(a)	184	(a)	. 4230	(a)	248
August.....	(a)	. 0405	(a)	184	(a)	. 4100	(a)	240
September.....	(a)	. 0405	(a)	184	(a)	. 4100	(a)	240
October.....	(a)	. 0405	(a)	184	(a)	. 4020	(a)	235.
November.....	(a)	. 0405	(a)	184	(a)	. 4000	(a)	234
December.....	(a)	. 0405	(a)	184	(a)	. 4000	(a)	234
1918—Year.....	(a)	. 0399	(a)	181	(a)	. 3777	(a)	221.
Quarters—								
First.....	(a)	. 0405	(a)	184	(a)	. 3923	(a)	230
Second.....	(a)	. 0405	(a)	184	(a)	. 3792	(a)	222
Third.....	(a)	. 0405	(a)	184	(a)	. 3700	(a)	217
Fourth.....	(a)	. 0382	(a)	174	(a)	. 3700	(a)	217
Months—								
January.....	(a)	. 0405	(a)	184	(a)	. 3960	(a)	232
February.....	(a)	. 0405	(a)	184	(a)	. 3900	(a)	228
March.....	(a)	. 0405	(a)	184	(a)	. 3900	(a)	228
April.....	(a)	. 0405	(a)	184	(a)	. 3900	(a)	228
May.....	(a)	. 0405	(a)	184	(a)	. 3750	(a)	220.
June.....	(a)	. 0405	(a)	184	(a)	. 3700	(a)	217
July.....	(a)	. 0405	(a)	184	(a)	. 3700	(a)	217
August.....	(a)	. 0405	(a)	184	(a)	. 3700	(a)	217
September.....	(a)	. 0405	(a)	184	(a)	. 3700	(a)	217
October.....	(a)	. 0395	(a)	180	(a)	. 3700	(a)	217
November.....	(a)	. 0395	(a)	180	(a)	. 3700	(a)	217
December.....	(a)	. 0355	(a)	161	(a)	. 3700	(a)	217

a No quotation.

WHOLESALE PRICES IN SWEDEN AND THE UNITED STATES, BY MONTHS, QUARTERS, AND YEARS, 1913-1918.

Market	Calves, prime.				Cods, with heads.				Cods, without heads.			
	Actual price.		Relative price.		Actual price.		Relative price.		Actual price.		Relative price.	
	Sweden.	U. S.	Sweden.	U. S.	Sweden.	U. S.	Sweden.	U. S.	Sweden.	U. S.	Sweden.	U. S.
Unit	Malmo, Stockholm, Gottenborg. Kg.	New York. 100 lbs.			Stockholm. Kg.	Boston. Pound.			Stockholm. Kg.	Boston. Pound.		
Base price	Kroner. 0.67	Dolls. 12.0083			Kroner. 0.39	Dolls. 0.0419			Kroner. 0.49	Dolls. 0.0811		
1913—Year	.67	12.0396	101	100	.38	.0463	96	110	.49	.0945	99	111
Quarters—												
First	.69	12.1667	104	101	.43	.0625	112	149	.51	.1167	104	144
Second	.66	11.1667	100	93	.28	.0342	78	82	.43	.0825	88	87
Third	.65	11.7833	97	98	(a)	.0392	b 89	94	.45	.0783	92	97
Fourth	.68	13.0417	102	109	.41	.0492	105	117	.55	.0925	111	114
Months—												
January	.68	12.2500	102	102	.43	.0475	111	113	.48	.0900	98	111
February	.69	12.3750	104	103	.42	.0925	109	221	.51	.1950	104	240
March	.71	11.8750	107	99	.45	.0475	116	113	.54	.0650	110	80
April	.68	12.0000	102	100	(a)	.0475	b 91	113	.43	.0825	88	102
May	.65	10.3750	98	86	.25	.0275	65	66	.43	(a)	88	b 86
June	.66	11.1250	99	93	.30	.0275	78	66	.44	(a)	90	b 74
July	.64	10.8750	96	91	(a)	.0375	b 83	89	.42	.0475	86	59
August	.64	11.8750	96	99	(a)	.0400	b 89	95	.42	.0950	86	117
September	.66	12.6000	99	105	(a)	.0400	b 95	95	.51	.0925	104	114
October	.65	13.3750	98	111	.39	.0300	101	72	.57	.0525	116	65
November	.68	12.8750	102	107	.45	.0375	116	89	.59	.0975	120	120
December	.70	12.8750	105	107	.38	.0800	98	191	.48	.1275	98	157
1914—Year	.62	11.9208	94	99	.36	.0398	94	95	.54	.0831	109	104
Quarters—												
First	.68	12.5833	102	105	.36	.0475	92	113	.52	.0750	106	102
Second	.66	10.6250	99	88	.40	.0317	104	76	.45	.0767	91	95
Third	.56	12.2500	84	102	.33	.0292	78	70	.52	.0667	105	82
Fourth	.60	12.2500	90	102	.37	.0508	97	121	.66	.1113	135	137
Months—												
January	.69	13.3750	104	111	.34	.0625	88	149	.51	(a)	104	b 133
February	.67	12.0900	101	100	.32	.0325	83	78	.52	.0750	106	92
March	.67	13.3750	101	111	.41	.0475	106	113	.53	.0750	108	92
April	.68	11.6250	102	97	.55	.0400	142	95	.46	.0800	94	99
May	.67	9.3750	101	78	(a)	.0225	b 104	54	.46	.0525	94	65
June	.63	10.8750	95	91	.25	.0325	b 65	78	.42	.0975	86	120
July	.57	11.1250	86	93	(a)	.0275	b 65	66	.45	.0500	92	62
August	.56	12.3000	84	102	.25	.0325	65	78	.45	.0875	92	108
September	.54	13.2500	81	110	.40	.0275	104	66	.65	.0625	132	77
October	.54	12.0000	81	100	.35	.0825	91	197	.61	.1675	124	207
November	.61	11.6250	92	97	.38	.0375	98	89	.61	.1050	124	129
December	.64	13.1250	96	109	.39	.0325	101	78	.77	.0613	157	76
1915—Year	.79	12.1354	119	101	.41	.0451	106	108	.75	.0970	153	118
Quarters—												
First	.72	12.7083	109	106	.40	.0475	104	113	.65	.1050	133	129
Second	.80	10.4583	120	87	.33	.0396	86	95	.59	.0738	120	91
Third	.80	12.7083	121	106	.39	.0367	101	88	.79	.1050	160	117
Fourth	.84	12.6667	127	105	.52	.0567	134	135	.97	.1097	198	135
Months—												
January	.69	12.3750	104	103	.40	.0275	104	66	.73	.0625	149	77
February	.73	12.8750	110	107	.40	.0475	104	113	.60	.1025	122	126
March	.75	12.8750	113	107	.40	.0675	104	161	.63	.1050	128	185
April	.76	11.8750	114	99	.35	.0275	91	66	.59	.0588	120	73
May	.81	8.8750	122	74	.30	.0475	78	113	.54	.0875	110	108
June	.82	10.6250	123	88	.35	.0438	91	103	.64	.0750	130	92
July	.78	11.7500	117	98	.35	.0375	91	89	.75	(a)	153	b 111
August	.80	13.0000	120	108	.38	.0425	98	101	.73	.1050	149	129
September	.83	13.3750	125	111	.44	.0300	114	72	.88	(a)	179	b 111
October	.83	13.3750	125	111	.51	.0350	132	84	.95	.0850	194	105
November	.86	12.3750	129	103	.49	.0975	127	233	.98	.1825	200	225
December	.84	12.2500	126	102	.55	.0375	142	89	.99	.0616	202	76

WHOLESALE PRICES IN SWEDEN AND THE UNITED STATES, BY MONTHS, QUARTERS, AND YEARS, 1913-1918—Continued.

	Calves, prime.				Cods, with heads.				Cods, without heads.			
	Actual price.		Relative price.		Actual price.		Relative price.		Actual price.		Relative price.	
	Sweden.	U. S.	Sweden.	U. S.	Sweden.	U. S.	Sweden.	U. S.	Sweden.	U. S.	Sweden.	U. S.
Market.....	Malmö, Stock- holm, Göten- borg.	New York.			Stock- holm.	Boston.			Stock- holm.	Boston.		
Unit.....	Kg.	100lbs.			Kg.	Pound.			Kg.	Pound.		
Base price ..	Kroner.	Dolls.			Kroner.	Dolls.			Kroner.	Dolls.		
1916—Year.....	.99	12.4375	149	104	.52	.0491	133	117	.94	.0936	191	115
Quarters—												
First.....	.84	12.3333	126	103	.52	.0575	135	137	.96	.1074	196	132
Second.....	1.01	10.7917	151	90	.48	.0388	124	93	.81	.0617	165	76
Third.....	1.09	13.2500	164	110	.46	.0450	119	107	.93	.0964	189	119
Fourth.....	1.04	13.3750	156	111	.60	.0550	155	131	1.05	.1088	213	134
Months—												
January.....	.85	12.3750	128	103	.40	.0425	104	101	1.07	.1017	218	125
February.....	.83	12.0000	125	100	.57	.0525	148	125	.91	.0923	185	114
March.....	.84	12.6250	126	105	.59	.0775	153	185	.90	.1283	183	158
April.....	.91	10.5000	137	87	.53	.0425	137	101	.83	.0625	169	77
May.....	1.02	9.7500	153	81	.44	.0363	114	87	.74	.0550	151	68
June.....	1.09	12.1250	164	101	.47	.0375	122	89	.86	.0675	175	83
July.....	1.05	12.7500	158	106	.44	.0550	114	131	.89	.1075	181	133
August.....	1.10	13.3750	165	111	.45	.0375	116	89	.90	.0843	183	104
September.....	1.12	13.6250	168	113	.49	.0425	127	101	.99	.0975	202	120
October.....	1.05	13.8750	158	116	.61	.0650	158	155	1.01	.1338	206	165
November.....	1.03	12.3750	155	103	.63	.0350	163	84	1.20	.0650	245	80
December.....	1.03	13.8750	155	116	.56	.0650	145	155	.93	.1275	189	157
1917—Year.....	.96	15.6354	144	130	.74	.0591	191	141	1.19	.1109	242	137
Quarters—												
First.....	1.03	15.0000	155	125	.83	.0650	216	155	1.26	.1205	256	149
Second.....	.91	15.0417	137	125	.59	.0525	152	125	.84	.0917	171	113
Third.....	.80	16.2083	120	135	.60	.0488	155	116	1.10	.0979	223	121
Fourth.....	1.09	16.2917	164	136	.93	.0700	240	167	1.56	.1333	318	164
Months—												
January.....	1.07	15.7500	161	131	.65	.0700	168	167	1.13	.1288	230	159
February.....	1.03	15.8750	155	132	.96	.0500	249	119	1.26	.0913	257	113
March.....	.99	13.3750	149	111	.89	.0750	230	179	1.38	.1413	281	174
April.....	.96	16.3750	144	136	.66	.0600	171	143	.86	.1175	175	145
May.....	.98	13.7500	147	115	.50	.0525	129	125	.86	.0800	175	99
June.....	.80	15.0000	120	125	.60	.0450	155	107	.80	.0775	163	96
July.....	.77	15.8750	116	132	.47	.0488	122	116	.91	.1200	185	148
August.....	.77	15.8750	116	132	.65	.0450	168	107	1.09	.0700	222	86
September.....	.86	16.8750	129	141	.68	.0525	176	125	1.29	.1038	263	128
October.....	1.06	16.8750	159	141	.88	.0600	228	143	1.48	.1075	302	133
November.....	1.07	16.1250	161	134	.81	.0850	210	203	1.44	.1750	293	216
December.....	1.14	15.8750	171	132	1.09	.0650	282	155	1.76	.1175	359	145
1918—Year.....		18.8646		157		.0695		166		.1298		158
Quarters—												
First.....	(a)	18.1667	b 321	151	1.00	.0783	260	187	1.69	.1292	344	159
Second.....	2.98	17.5417	448	146	1.39	.0525	359	125	2.10	.0758	427	108
Third.....		19.2083		160		.0687		159		.1322		163
Fourth.....		20.5417		171		.0804		192		.1638		202
Months—												
January.....	(a)	17.3750	b 247	145	(a)	.0900	b 264	215	1.76	.1800	359	222
February.....	(a)	18.8750	b 322	157	.95	.0875	246	209	1.61	.1313	328	162
March.....	(a)	18.2500	b 395	152	1.04	.0575	269	137	1.70	.0763	346	94
April.....	3.13	20.8750	471	174	1.32	.0450	342	107	2.00	.0683	408	84
May.....	3.12	15.6250	469	130	1.51	.0500	391	119	2.00	.0833	408	103
June.....	2.69	16.1250	405	134	1.33	.0625	344	149	2.29	(a)	467	b 136
July.....	2.44	18.3750	367	153	1.36	.0725	352	173	2.16	.1367	440	169
August.....	2.50	18.3750	376	153		.0700		167		.1233		152
September.....		20.8750		174		.0575		137		.1367		169
October.....		20.8750		174		.0850		203		.1767		218
November.....		19.8750		166		.0650		155		.1383		171
December.....		20.8750		174		.0913		218		.1765		218

WHOLESALE PRICES IN SWEDEN AND THE UNITED STATES, BY MONTHS, QUARTERS, AND YEARS, 1913-1918—Continued.

	Cows, prime, first series.				Cows, prime, second series.				Heifers, best fat.			
	Actual price.		Relative price.		Actual price.		Relative price.		Actual price.		Relative price.	
	Sweden.	U. S.	Sweden.	U. S.	Sweden.	U. S.	Sweden.	U. S.	Sweden.	U. S.	Sweden.	U. S.
<b>Market</b> .....	<b>Malmö, Stockholm, Göteborg.</b>	<b>Chicago.</b>	.....	.....	<b>Malmö, Stockholm, Göteborg.</b>	<b>Chicago.</b>	.....	.....	<b>Malmö, Stockholm, Göteborg.</b>	<b>Chicago.</b>	.....	.....
<b>Unit</b> .....	<b>Kg.</b>	<b>Cwt.</b>	.....	.....	<b>Kg.</b>	<b>Cwt.</b>	.....	.....	<b>Kg.</b>	<b>Cwt.</b>	.....	.....
<b>Base Price</b> .....	<i>Kroner.</i>	<i>Dolls.</i>	.....	.....	<i>Kroner.</i>	<i>Dolls.</i>	.....	.....	<i>Kroner.</i>	<i>Dolls.</i>	.....	.....
	0.55	6.9867			0.50	8.6477			0.60	7.9875		
<b>1913—Year</b> .....	.55	6.8667	101	99	.50	8.5072	101	98	.60	7.8292	100	98
<b>Quarters—</b>												
First.....	.54	6.6500	98	95	.47	8.4409	96	98	.58	7.3917	97	93
Second.....	.55	7.1500	101	103	.51	8.4138	102	97	.60	7.9917	100	100
Third.....	.56	6.8250	101	98	.51	8.6300	104	100	.62	7.9500	103	100
Fourth.....	.55	6.8417	100	98	.50	8.5338	101	99	.61	7.9833	102	100
<b>Months—</b>												
January.....	.54	6.2750	99	90	.47	8.3563	95	97	.58	7.5500	97	95
February.....	.53	6.7500	97	97	.47	8.4063	95	97	.58	6.9000	97	86
March.....	.54	6.9250	99	99	.48	8.5600	97	99	.58	7.7250	97	97
April.....	.55	7.4500	101	107	.50	8.5000	101	98	.60	8.1500	100	102
May.....	.55	6.9500	101	100	.51	8.2563	103	95	.61	7.9250	102	99
June.....	.55	7.0500	101	101	.51	8.4850	103	98	.60	7.9000	100	99
July.....	.56	6.8250	103	98	.51	8.7188	103	101	.61	7.9000	102	99
August.....	.56	6.7000	103	96	.51	8.5063	103	98	.62	7.9000	103	99
September.....	.57	6.9500	104	100	.52	8.6650	105	100	.62	8.0500	103	101
October.....	.54	6.9500	99	100	.50	8.6500	101	100	.60	8.0500	100	101
November.....	.55	6.7750	101	97	.50	8.5063	101	98	.61	8.0500	102	101
December.....	.55	6.8000	101	98	.50	8.4450	101	98	.62	7.8500	103	98
<b>1914—Year</b> .....	.53	7.0500	97	101	.48	9.0387	96	105	.58	8.1938	96	103
<b>Quarters—</b>												
First.....	.54	6.9500	99	100	.49	8.6829	98	100	.59	7.9333	99	99
Second.....	.53	7.2333	98	104	.48	8.7442	97	101	.58	8.0833	97	101
Third.....	.49	7.0583	90	101	.45	9.4900	92	110	.55	8.3833	92	105
Fourth.....	.55	6.9583	100	100	.49	9.2500	99	107	.59	8.3750	98	105
<b>Months—</b>												
January.....	.55	6.7500	101	97	.50	8.7563	101	101	.61	7.9000	102	99
February.....	.54	7.0000	99	100	.48	8.6375	97	100	.59	8.0000	98	100
March.....	.53	7.1000	97	102	.48	8.6550	97	100	.58	7.9000	97	99
April.....	.54	7.0500	99	101	.48	8.7125	97	101	.59	8.0000	98	100
May.....	.54	7.1750	99	103	.48	8.7250	97	101	.58	8.0750	97	101
June.....	.52	7.4750	95	107	.48	8.7950	97	102	.58	8.1750	97	102
July.....	.50	6.9250	92	99	.46	9.2188	93	107	.56	8.2000	93	103
August.....	.48	6.9250	88	99	.44	9.3200	99	110	.55	8.2000	92	103
September.....	.50	7.3250	92	105	.46	9.7313	93	113	.55	8.7500	92	110
October.....	.53	7.1750	97	103	.47	9.4313	95	109	.56	8.6250	93	108
November.....	.54	7.0000	99	100	.49	9.4063	99	109	.58	8.5000	97	106
December.....	.57	6.7000	104	96	.51	8.9125	103	103	.62	8.0000	103	100
<b>1915—Year</b> .....	.77	6.6229	141	95	.71	8.7015	143	101	.80	7.8646	133	98
<b>Quarters—</b>												
First.....	.62	6.6333	114	95	.57	8.3139	116	96	.67	7.7333	112	97
Second.....	.75	6.6833	137	96	.70	8.5259	142	99	.80	7.7000	134	96
Third.....	.86	6.9833	157	100	.79	9.1308	159	106	.90	8.3833	150	105
Fourth.....	.86	6.1917	158	89	.77	8.7358	156	101	.83	7.6417	138	96
<b>Months—</b>												
January.....	.60	6.7000	110	96	.55	8.5333	111	99	.65	7.8250	108	98
February.....	.62	6.5750	114	94	.57	8.1750	115	95	.67	7.7500	112	97
March.....	.64	6.6250	117	95	.60	8.2333	121	95	.69	7.6250	115	95
April.....	.68	6.3750	125	92	.64	8.0313	129	93	.74	7.0750	123	89
May.....	.76	6.6000	139	95	.72	8.5900	145	99	.81	7.8000	135	98
June.....	.80	7.0750	147	102	.75	8.9563	152	104	.86	8.2250	143	103
July.....	.82	7.3250	150	105	.76	9.2125	154	107	.87	8.6250	145	108
August.....	.89	7.1500	163	103	.83	9.2300	168	107	.93	8.7250	155	109
September.....	.86	6.4750	158	93	.77	8.9500	156	103	.90	7.8000	150	98
October.....	.88	6.5000	161	93	.79	8.8750	160	103	.84	7.6250	140	95
November.....	.88	5.6500	161	81	.79	8.8450	160	102	.81	6.6250	135	95
December.....	.82	6.4250	150	92	.74	8.4875	150	98	.83	7.6750	138	96

## WHOLESALE PRICES IN SWEDEN AND THE UNITED STATES, BY MONTHS, QUARTERS, AND YEARS, 1913-1918—Continued.

	Cows, prime, first series.				Cows, prime, second series.				Heifers, best fat.			
	Actual price.		Relative price.		Actual price.		Relative price.		Actual price.		Relative price.	
	Sweden.	U. S.	Sweden.	U. S.	Sweden.	U. S.	Sweden.	U. S.	Sweden.	U. S.	Sweden.	U. S.
Market	Malmö, Stockholm, Göteborg.	Chicago.			Malmö, Stockholm, Göteborg.	Chicago.			Malmö, Stockholm, Göteborg.	Chicago.		
Unit	Kg.	Cwt.			Kg.	Cwt.			Kg.	Cwt.		
Base price	Kroner.	Dolls.			Kroner.	Dolls.			Kroner.	Dolls.		
1916—Year	1.00	7.4813	183	107	.91	9.5730	183	111	1.05	8.4708	175	106
Quarters—												
First	.83	6.7167	153	96	.76	8.7009	153	101	.86	7.8000	144	98
Second	.97	7.6333	177	110	.90	9.6138	182	111	1.00	8.4167	167	105
Third	1.15	7.9667	210	114	1.04	9.8783	211	114	1.21	8.8750	201	111
Fourth	1.04	7.6083	191	109	.92	10.1822	187	118	1.12	8.7917	186	110
Months—												
January	.81	6.5750	148	94	.74	8.6650	150	100	.83	7.7000	138	96
February	.83	6.6500	152	95	.75	8.4688	152	98	.87	7.8250	145	98
March	.86	6.9250	158	99	.78	8.9688	158	104	.89	7.8750	148	99
April	.89	7.3000	163	105	.82	9.1188	166	105	.92	8.1250	153	102
May	.98	7.4750	180	107	.91	9.4600	184	109	1.01	8.1250	168	102
June	1.03	8.1250	189	117	.98	10.2625	198	119	1.08	9.0000	180	113
July	1.10	8.0000	202	115	1.02	9.9850	206	115	1.16	8.8750	193	111
August	1.17	7.8250	214	112	1.07	9.8500	216	114	1.23	8.5500	205	107
September	1.17	8.0750	214	116	1.04	9.8000	210	113	1.24	9.2000	206	115
October	1.09	7.6250	200	109	.96	9.9050	194	115	1.18	8.6750	196	109
November	1.02	7.5750	187	109	.90	10.3500	182	120	1.08	8.6250	180	108
December	1.01	7.6250	185	109	.91	10.2917	184	119	1.10	9.0750	183	114
1917—Year	1.06	9.4313	195	135	.95	12.8085	192	148	1.17	10.5229	194	132
Quarters—												
First	1.04	8.4833	190	122	.92	11.1269	185	129	1.13	9.2750	188	116
Second	1.06	10.2000	195	146	.95	12.4346	192	144	1.18	10.9333	196	137
Third	1.01	9.6833	186	139	.88	13.4962	177	156	1.13	10.9583	188	137
Fourth	1.14	9.3583	209	134	1.05	14.0786	212	163	1.24	10.9250	206	137
Months—												
January	1.05	7.9500	192	114	.92	10.5300	186	122	1.14	9.0750	190	114
February	1.03	8.6250	189	124	.92	11.1313	186	129	1.13	9.2500	188	116
March	1.03	8.8750	189	127	.91	11.8688	184	137	1.12	9.5000	186	119
April	1.06	9.9250	194	142	.94	12.3100	190	142	1.17	10.6250	195	133
May	1.07	10.1250	196	145	.96	12.4750	194	144	1.19	10.8750	198	136
June	1.06	10.5500	194	151	.95	12.5500	192	145	1.18	11.3000	196	141
July	1.02	10.4250	187	149	.88	12.5600	178	145	1.13	11.2500	188	141
August	.99	9.3500	181	134	.86	13.1750	174	152	1.11	10.5750	185	132
September	1.03	9.2750	189	133	.89	14.9875	180	173	1.14	11.0500	190	138
October	1.06	9.2500	194	133	.96	14.6750	194	170	1.16	10.9500	193	137
November	1.08	9.6750	198	139	.99	14.3875	200	166	1.19	10.9500	198	137
December	1.29	9.1500	236	131	1.20	13.2350	242	153	1.36	10.8750	226	136
1918—Year		11.3500		163		16.4240		190		12.8333		161
Quarters—												
First	1.65	10.2250	302	147	1.51	13.1396	305	152	1.80	11.5333	299	144
Second	2.80	11.4667	514	164	2.54	16.1521	513	187	3.12	12.9667	520	162
Third		12.1917		175		17.9885		208		13.6250		171
Fourth		11.5167		165		18.1423		210		13.2083		165
Months—												
January	1.44	10.3000	264	148	1.32	13.1125	267	152	1.52	11.8000	253	148
February	1.57	10.0750	288	145	1.43	13.0750	289	151	1.73	11.4250	288	143
March	1.93	10.3000	354	148	1.78	13.2313	360	153	2.14	11.3750	356	142
April	2.47	10.8000	453	155	2.26	15.1750	457	175	2.75	11.6750	454	146
May	3.04	10.9250	557	157	2.75	16.4167	556	190	3.35	13.2000	558	165
June	2.90	12.6750	532	182	2.61	17.1750	527	199	3.29	14.0250	548	176
July	2.96	12.3750	542	180	2.64	17.6250	533	204	3.03	13.9250	504	174
August	2.99	12.1250	548	174	2.59	17.8250	523	206	3.42	13.3250	569	167
September		12.0750		173		18.4100		213		13.6250		171
October		11.8000		169		17.8563		206		14.1000		177
November		11.1250		160		18.1563		210		11.8750		149
December		11.6250		167		18.3600		212		13.6500		171

## WHOLESALE PRICES IN SWEDEN AND THE UNITED STATES, BY MONTHS, QUARTERS, AND YEARS, 1913-1918—Continued.

	Hogs, live, first series.				Hogs, live, second series.				Sheep, prime (live).			
	Actual price.		Relative price.		Actual price.		Relative price.		Actual price.		Relative price.	
	Sweden.	U. S.	Sweden.	U. S.	Sweden.	U. S.	Sweden.	U. S.	Sweden.	U. S.	Sweden.	U. S.
Market .....	Malmo, Stockholm, Gøteborg.	Chicago.			Malmo, Stockholm, Gøteborg.	Chicago.			Malmo, Stockholm, Gøteborg.	New York.		
Unit .....	Kg.	Cwt.			Kg.	Cwt.			Kg.	Cwt.		
Base price...	Kroner.	Dolls.			Kroner.	Dolls.			Kroner.	Dolls.		
	0. 78	8. 3094			0. 7550	8. 4055			0. 5708	4. 7708		
1913—Year .....	. 82	8. 3542	105	101	. 8058	8. 3654	107	100	. 5833	4. 6771	102	98
Quarters—												
First .....	. 81	8. 2500	103	99	. 8000	8. 1411	106	97	. 5800	5. 2500	102	110
Second .....	. 81	8. 6417	104	104	. 8000	8. 6621	105	103	. 6267	5. 2083	110	109
Third .....	. 86	8. 6083	109	104	. 8400	8. 5958	112	102	. 5967	3. 6250	105	76
Fourth .....	. 81	7. 9167	104	95	. 7900	8. 0346	105	96	. 5300	4. 6250	93	97
Months—												
January .....	. 82	7. 4500	105	90	. 8100	7. 4688	107	89	. 5700	4. 5000	100	94
February .....	. 80	8. 1750	102	98	. 7900	8. 0844	105	96	. 5700	5. 2500	100	110
March .....	. 81	9. 1250	103	110	. 7900	8. 8700	105	106	. 6000	6. 6000	105	126
April .....	. 80	8. 8250	102	106	. 7800	8. 9406	103	106	. 6000	6. 5000	105	136
May .....	. 81	8. 5000	103	102	. 7900	8. 4156	105	100	. 6500	5. 2500	114	110
June .....	. 83	8. 6000	110	103	. 8100	8. 6300	107	103	. 6300	3. 8750	110	81
July .....	. 86	9. 0750	109	109	. 8400	9. 0125	111	107	. 6100	3. 6250	107	76
August .....	. 85	8. 3750	110	101	. 8400	8. 3500	111	99	. 5900	3. 5000	103	73
September .....	. 86	8. 3750	109	101	. 8500	8. 4250	113	100	. 5900	3. 7500	103	79
October .....	. 82	8. 2000	105	99	. 8100	8. 3125	107	99	. 5900	4. 3750	88	92
November .....	. 81	7. 8000	103	94	. 7900	7. 9188	105	94	. 5300	4. 6250	93	97
December .....	. 81	7. 7500	103	93	. 7700	7. 8725	102	94	. 5600	4. 8750	98	102
1914—Year .....	. 74	8. 2677	94	100	. 7100	8. 3608	94	99	. 5533	5. 0550	97	106
Quarters—												
First .....	. 75	8. 4417	96	102	. 7100	8. 5665	94	102	. 5633	5. 5000	99	115
Second .....	. 71	8. 2708	91	100	. 6700	8. 4250	89	100	. 5933	5. 3333	104	112
Third .....	. 70	8. 8250	89	106	. 6800	8. 8554	90	105	. 5633	4. 2283	99	89
Fourth .....	. 79	7. 5333	101	91	. 7900	7. 5281	104	90	. 4933	4. 9583	86	104
Months—												
January .....	. 79	8. 1750	101	98	. 7500	8. 4031	99	100	. 5500	4. 8250	96	101
February .....	. 74	8. 5500	94	103	. 7000	8. 6313	93	103	. 5600	5. 6750	98	119
March .....	. 72	8. 6000	92	103	. 6900	8. 6650	91	103	. 5800	6. 0000	102	126
April .....	. 72	8. 4750	92	102	. 6900	8. 7156	91	104	. 5700	6. 0000	100	126
May .....	. 71	8. 2375	91	99	. 6700	8. 3594	89	99	. 5800	5. 6250	102	118
June .....	. 71	8. 1000	91	97	. 6600	8. 2000	87	98	. 6300	4. 3750	110	92
July .....	. 69	9. 0000	88	108	. 6500	8. 7688	86	104	. 6100	4. 4350	107	93
August .....	. 67	8. 9000	86	107	. 6600	9. 0350	87	107	<sup>b</sup> . 5600	3. 7500	98	79
September .....	. 73	8. 5750	93	103	. 7200	8. 7625	95	104	<sup>b</sup> . 5200	4. 5000	91	94
October .....	. 74	7. 7750	94	94	. 7300	7. 8003	97	93	. 4600	5. 0000	81	105
November .....	. 78	7. 0250	100	92	. 7800	7. 5875	103	90	. 4800	5. 3750	84	113
December .....	. 86	7. 2000	110	87	. 8500	7. 1906	113	86	. 5400	4. 5000	95	94
1915—Year .....	1. 29	7. 0229	165	85	1. 3100	7. 1313	174	85	. 6975	6. 0458	122	127
Quarters—												
First .....	1. 01	6. 7333	129	81	1. 0100	6. 8369	134	81	. 6067	5. 3500	106	112
Second .....	1. 26	7. 3333	160	88	1. 2800	7. 4188	170	88	. 7100	7. 6667	124	161
Third .....	1. 41	7. 1250	180	86	1. 4300	7. 0867	190	84	. 7300	6. 0417	128	127
Fourth .....	1. 51	6. 9000	192	83	1. 5300	7. 2238	202	86	. 7433	5. 1250	130	107
Months—												
January .....	. 94	6. 8000	120	82	. 9400	6. 9938	125	83	. 6000	4. 2500	105	89
February .....	. 99	6. 6750	126	80	. 9900	6. 7594	131	80	. 6000	5. 0000	105	105
March .....	1. 09	6. 7250	139	81	1. 1100	6. 7575	147	80	. 6200	6. 8000	109	143
April .....	1. 19	7. 2000	152	87	1. 2000	7. 2500	159	86	. 6600	8. 0000	116	168
May .....	1. 27	7. 4000	162	89	1. 3000	7. 5500	172	90	. 7200	10. 3750	126	217
June .....	1. 31	7. 4000	167	89	1. 3500	7. 4563	179	89	. 7500	4. 6250	131	97
July .....	1. 30	7. 1000	166	85	1. 3300	7. 2813	176	87	. 7400	6. 7500	130	141
August .....	1. 41	6. 9250	180	83	1. 4300	6. 8350	189	81	. 7400	5. 8750	130	123
September .....	1. 51	7. 3500	193	88	1. 5400	7. 1438	204	85	. 7100	5. 5000	124	115
October .....	1. 62	7. 7250	207	93	1. 6600	8. 1188	220	97	. 7200	6. 0000	126	126
November .....	1. 46	6. 6250	186	80	1. 4800	6. 8900	196	82	. 7300	4. 7500	128	100
December .....	1. 44	6. 3500	184	76	1. 4400	6. 6625	191	79	. 7800	4. 6250	137	97



WHOLESALE PRICES IN SWEDEN AND THE UNITED STATES, BY MONTHS, QUARTERS, AND YEARS, 1913-1918—Continued.

Market	Hogs, live, first series.				Hogs, live, second series.				Sheep, prime (live).			
	Actual price.		Relative price.		Actual price.		Relative price.		Actual price.		Relative price.	
	Sweden.	U. S.	Sweden.	U. S.	Sweden.	U. S.	Sweden.	U. S.	Sweden.	U. S.	Sweden.	U. S.
	Malmö, Stockholm, Göteborg.	Chicago.			Malmö, Stockholm, Göteborg.	Chicago.			Malmö, Stockholm, Göteborg.	New York.		
Unit	Kg.	Cwt.			Kg.	Cwt.			Kg.	Cwt.		
Base price	Kroner.	Dolls.			Kroner.	Dolls.			Kroner.	Dolls.		
	0.78	3.3094			0.7550	3.4055			0.5708	4.7708		
1916—Year	1.63	9.4750	208	114	1.6400	9.6459	217	115	.9158	6.7333	160	141
Quarters—												
First	1.58	8.3167	201	100	1.5800	8.4748	209	101	.8600	6.2500	151	131
Second	1.63	9.7167	209	117	1.6800	9.7667	220	118	.9300	6.7500	163	141
Third	1.62	10.1833	207	123	1.6400	10.3042	217	123	.9690	6.9167	168	145
Fourth	1.67	9.6833	213	117	1.6800	10.0379	223	119	.9133	7.0167	160	147
Months—												
January	1.51	7.2500	193	87	1.5000	7.3650	199	88	.8100	5.1250	142	107
February	1.54	8.2500	197	99	1.5300	8.3750	203	100	.8700	5.8750	152	123
March	1.68	9.4500	214	114	1.7100	9.6844	226	115	.9000	7.7500	158	162
April	1.84	9.6250	209	116	1.8700	9.7438	221	116	.9200	7.7500	161	162
May	1.64	9.9500	209	120	1.6700	9.9250	221	118	.9300	6.2500	163	131
June	1.62	9.5750	207	115	1.6400	9.6313	217	115	.9400	6.2500	165	131
July	1.64	9.7250	209	117	1.6600	9.8250	220	117	.9300	6.1250	163	128
August	1.64	10.2250	209	123	1.6500	10.3438	219	123	.9800	7.6250	172	160
September	1.59	10.8000	203	128	1.6000	10.7438	212	128	.9700	7.0000	170	147
October	1.69	10.0500	216	121	1.7000	9.8700	225	117	.9100	7.1250	159	149
November	1.68	9.5750	214	115	1.6900	9.9938	224	119	.9100	8.8000	159	143
December	1.64	9.4250	209	113	1.6500	10.2500	219	122	.9200	7.1250	161	149
1917—Year	1.67	15.5167	213	187	1.5700	15.7047	208	187	1.1308	9.8750	198	207
Quarters—												
First	1.67	12.5250	213	151	1.6800	12.6346	223	150	1.0067	9.5417	176	200
Second	1.68	15.6000	215	188	1.6400	15.8577	217	189	1.1367	9.6667	199	203
Third	1.84	16.9000	210	203	1.4700	16.9173	194	201	1.1333	9.3333	199	196
Fourth	1.68	17.0417	214	205	1.4900	17.2875	197	206	1.2467	10.9583	218	230
Months—												
January	1.64	10.8000	209	130	1.6500	10.9550	219	130	.9800	8.3750	172	176
February	1.68	12.4500	214	150	1.6900	12.5750	224	150	.9900	9.6250	173	202
March	1.68	14.3250	214	172	1.7000	14.7938	225	176	1.0500	10.8250	184	223
April	1.68	15.6750	214	189	1.6900	15.7950	224	188	1.0900	10.0000	191	210
May	1.73	15.9750	221	192	1.6700	18.0875	221	191	1.1400	9.0000	200	189
June	1.64	15.1500	209	182	1.5500	15.7063	205	187	1.1800	10.0000	207	210
July	1.61	15.2500	206	184	1.4500	15.4600	192	184	1.1400	8.0000	200	168
August	1.61	17.2500	206	208	1.4300	17.3313	189	206	1.1300	9.6250	198	202
September	1.71	18.2000	218	219	1.5200	18.3250	201	218	1.1300	10.3750	198	217
October	1.77	17.1250	226	206	1.5900	17.5000	211	209	1.1500	11.0000	201	231
November	1.68	16.8500	214	204	1.4900	17.4563	197	208	1.1800	11.0000	207	231
December	1.59	17.0500	203	205	1.3800	16.8500	183	200	1.4100	10.8750	247	228
1918—Year		17.1313		208		17.5995		209		11.6292		244
Quarters—												
First	1.66	16.4667	212	198	1.4200	16.6167	188	198	1.9400	11.0167	340	231
Second	1.89	18.6833	241	201	1.5400	17.0212	204	203	3.1867	13.0833	558	274
Third		18.5833		224		18.8554		224		11.9167		250
Fourth		16.7917		202		17.7327		211		10.5000		220
Months—												
January	1.59	15.9750	203	192	1.3800	18.3000	183	194	1.6900	11.3000	296	237
February	1.59	16.5500	203	199	1.3700	16.7188	181	199	1.7900	11.7500	314	246
March	1.80	16.8750	230	203	1.5000	16.8313	199	200	2.3400	10.0000	410	210
April	1.87	16.8500	239	203	1.5300	17.1500	203	204	2.8200	12.7500	494	267
May	1.88	16.7750	240	202	1.5300	17.2625	203	205	3.4500	15.0000	604	314
June	1.92	16.4250	245	198	1.5500	18.6188	205	198	3.2900	16.5000	576	346
July	2.27	17.6250	290	212	1.7900	17.7200	237	211	3.4000	10.5000	596	220
August	2.41	18.7500	308	226	1.8600	19.1875	246	228	3.3700	12.3750	590	259
September		19.3750		233		19.7250		235		12.8750		270
October		16.7500		202		17.8500		212		10.7500		225
November		16.6250		200		17.8125		212		10.8750		228
December		17.0000		205		17.5750		209		9.8750		207

## WHOLESALE PRICES IN SWEDEN AND THE UNITED STATES, BY MONTHS, QUARTERS, AND YEARS, 1913-1918—Continued.

Market.....	Sheep, medium (live).				Steers, best fat (live).				Steers, medium fat (live).			
	Actual price.		Relative price.		Actual price.		Relative price.		Actual price.		Relative price.	
	Sweden.	U. S.	Sweden.	U. S.	Sweden.	U. S.	Sweden.	U. S.	Sweden.	U. S.	Sweden.	U. S.
Unit.....	Malmö, Stock-holm, Goten-borg. Kg.	Chi-cago. Cwt.			Malmö, Stock-holm, Goten-borg. Kg.	Chi-cago. Cwt.			Malmö, Stock-holm, Goten-borg. Kg.	Omaha. Cwt.		
Base price...	Kroner. 0. 51	Dolls. 5. 0904			Kroner. 0. 56	Dolls. 9. 1022			Kroner. 0. 48	Dolls. 8. 0521		
1913—Year.....	. 53	5. 1837	103	102	. 57	8. 9288	102	98	. 48	8. 0479	101	100
Quarters—												
First.....	. 55	5. 8269	108	114	. 54	8. 9550	97	98	. 45	7. 7000	95	96
Second.....	. 57	5. 8385	112	115	. 58	8. 7767	103	96	. 49	8. 0833	103	100
Third.....	. 51	4. 3962	100	86	. 59	8. 9833	105	99	. 51	8. 1667	106	101
Fourth.....	. 48	4. 6731	94	92	. 56	9. 0004	101	99	. 48	8. 2417	100	102
Months—												
January.....	. 53	5. 3375	104	105	. 54	9. 0125	97	99	. 44	7. 7500	92	96
February.....	. 54	5. 6500	106	111	. 54	8. 9125	97	98	. 45	7. 3250	94	91
March.....	. 58	6. 3600	114	125	. 55	8. 9400	99	98	. 47	8. 0250	99	100
April.....	. 58	6. 4875	114	128	. 58	8. 8938	104	98	. 49	8. 2000	103	102
May.....	. 57	5. 9400	112	117	. 58	8. 6563	104	95	. 49	8. 0750	103	100
June.....	. 56	5. 0625	110	99	. 57	8. 7800	102	96	. 49	7. 9750	103	99
July.....	. 53	4. 4625	104	88	. 58	8. 9875	104	99	. 50	8. 3000	105	103
August.....	. 50	4. 4300	98	87	. 59	8. 8875	106	98	. 51	8. 3000	107	103
September.....	. 49	4. 2875	96	84	. 59	9. 0750	106	100	. 51	7. 9000	107	98
October.....	. 46	4. 5375	91	89	. 56	9. 1250	100	100	. 48	9. 1000	101	113
November.....	. 50	4. 5700	98	90	. 56	8. 9563	100	98	. 46	8. 0750	97	100
December.....	. 48	4. 9375	94	97	. 57	8. 9200	102	98	. 49	7. 5500	103	94
1914—Year.....	. 47	5. 5235	93	109	. 54	9. 6520	97	106	. 45	8. 0438	95	100
Quarters—												
First.....	. 51	5. 6769	101	112	. 55	9. 2383	98	101	. 47	7. 8417	98	97
Second.....	. 53	5. 6154	105	110	. 53	9. 1867	96	101	. 46	7. 9583	96	99
Third.....	. 43	5. 3923	84	106	. 51	10. 0767	92	111	. 43	8. 3417	90	104
Fourth.....	. 41	5. 4000	81	106	. 57	10. 1479	102	111	. 46	8. 0333	97	100
Months—												
January.....	. 48	5. 4700	94	107	. 56	9. 2250	100	101	. 47	7. 9750	99	99
February.....	. 50	5. 6750	98	111	. 54	9. 2250	97	101	. 46	7. 7500	97	96
March.....	. 56	5. 9375	110	117	. 54	9. 2650	97	102	. 47	7. 8000	99	97
April.....	. 58	6. 2125	114	122	. 54	9. 2750	97	102	. 46	7. 6750	97	95
May.....	. 52	5. 5700	102	109	. 54	9. 1250	97	100	. 47	8. 0250	99	100
June.....	. 50	5. 0750	98	100	. 52	9. 1600	93	101	. 44	8. 1750	92	102
July.....	. 44	5. 3625	87	105	. 51	9. 6750	91	106	. 43	8. 3250	90	103
August.....	. 44	5. 4800	87	108	. 51	10. 0300	91	110	. 43	7. 1000	90	88
September.....	. 40	5. 3125	79	104	. 52	10. 5250	93	116	. 43	9. 6000	90	119
October.....	. 38	5. 2700	75	104	. 54	10. 4500	97	115	. 44	7. 9000	92	98
November.....	. 40	5. 6167	79	110	. 57	10. 2188	102	112	. 47	8. 4000	99	104
December.....	. 45	5. 4000	89	106	. 59	9. 7750	106	107	. 48	7. 8000	101	97
1915—Year.....	. 62	6. 3236	122	124	. 78	9. 3117	141	102	. 66	7. 9229	139	98
Quarters—												
First.....	. 55	6. 5038	108	128	. 65	8. 8063	117	97	. 56	7. 4583	118	93
Second.....	. 68	6. 8538	133	135	. 76	8. 7484	137	96	. 67	7. 8250	141	97
Third.....	. 64	5. 9577	126	117	. 88	9. 8159	158	108	. 74	8. 6000	156	107
Fourth.....	. 62	6. 0636	123	118	. 84	9. 7717	150	107	. 67	7. 8083	141	97
Months—												
January.....	. 50	5. 7900	98	114	. 63	9. 1583	113	101	. 55	7. 6750	115	95
February.....	. 52	6. 4375	102	126	. 65	8. 5938	117	94	. 56	7. 3750	117	92
March.....	. 62	7. 4625	122	147	. 67	8. 6667	120	95	. 58	7. 3250	122	91
April.....	. 64	7. 5875	126	149	. 70	8. 3313	126	92	. 61	7. 4250	128	92
May.....	. 68	8. 3700	134	145	. 77	8. 6450	138	95	. 67	7. 7750	141	97
June.....	. 71	5. 4750	140	108	. 82	9. 2688	147	102	. 73	8. 2750	153	103
July.....	. 64	6. 0300	126	118	. 85	9. 9063	152	109	. 72	8. 7000	151	108
August.....	. 61	6. 1625	126	121	. 91	9. 8100	163	108	. 78	8. 2250	164	102
September.....	. 64	5. 6625	126	111	. 89	9. 7313	160	107	. 73	8. 8750	153	110
October.....	. 60	6. 9500	118	117	. 85	9. 6875	152	106	. 68	8. 7500	143	109
November.....	. 61	5. 8250	120	114	. 81	9. 9400	145	109	. 66	7. 7500	138	96
December.....	. 66	6. 2000	130	122	. 85	9. 6875	152	106	. 68	6. 9250	143	86

WHOLESALE PRICES IN SWEDEN AND THE UNITED STATES, BY MONTHS, QUARTERS, AND YEARS, 1913-1918—Continued.

Market	Sheep, medium (live).				Steers, best fat (live).				Steers, medium fat (live).			
	Actual price.		Relative price.		Actual price.		Relative price.		Actual price.		Relative price.	
	Sweden.	U. S.	Sweden.	U. S.	Sweden.	U. S.	Sweden.	U. S.	Sweden.	U. S.	Sweden.	U. S.
Unit	Malmö, Stockholm, Gottenborg. Kg.	Chicago. Cwt.			Malmö, Stockholm, Gottenborg. Kg.	Chicago. Cwt.			Malmö, Stockholm, Gottenborg. Kg.	Omaha. Cwt.		
Base price	Kroner. 0.51	Dolls. 5.9004			Kroner. 0.56	Dolls. 9.1022			Kroner. 0.48	Dolls. 8.0521		
1916—Year	.83	7.8173	164	154	1.04	9.4201	186	114	.89	8.5146	187	106
Quarters—												
First	.78	7.6708	153	151	.86	9.4809	155	104	.72	7.7500	151	96
Second	.89	7.9654	176	156	1.00	9.2779	180	113	.88	8.9250	185	111
Third	.86	7.4429	169	146	1.19	10.7147	214	118	1.04	8.9250	218	111
Fourth	.81	8.2077	159	161	1.08	11.3342	194	125	.92	8.4583	194	105
Months—												
January	.69	7.2000	136	141	.85	9.4800	152	104	.70	7.3500	147	91
February	.77	7.6625	151	151	.86	9.2813	154	102	.72	7.5250	151	93
March	.87	8.1500	171	160	.88	9.6813	158	106	.74	8.3750	155	104
April	.88	8.2000	173	161	.92	9.7375	165	107	.78	8.7500	164	109
May	.89	8.2500	175	162	1.00	10.0900	179	111	.91	8.4500	191	105
June	.91	7.3875	179	145	1.09	11.0063	196	121	.96	9.3750	201	119
July	.84	7.2400	165	142	1.14	10.7000	204	118	1.01	9.3000	212	115
August	.87	7.3875	171	145	1.22	10.5750	219	116	1.06	8.7500	222	109
September	.86	7.6900	169	151	1.22	10.8750	219	119	1.05	8.7250	220	108
October	.81	7.4875	159	147	1.11	10.9650	199	120	.98	7.7500	206	96
November	.80	8.0125	157	157	1.05	11.5125	188	126	.89	8.5000	187	106
December	.81	8.9400	159	176	1.08	11.5250	194	127	.90	9.1250	189	113
1917—Year	1.01	11.0404	199	217	1.15	13.8307	206	152	.92	10.8563	194	135
Quarters—												
First	.90	10.9731	177	216	1.10	11.9175	198	131	.94	9.8250	197	122
Second	1.02	11.7346	200	231	1.16	13.1988	208	145	.93	11.4500	196	142
Third	1.01	9.9923	198	196	1.12	14.7954	201	163	.84	10.2167	176	127
Fourth	1.11	11.4615	219	225	1.21	15.4488	216	170	.98	11.9333	206	148
Months—												
January	.87	9.9500	171	195	1.11	11.4400	199	126	.96	9.4500	201	117
February	.88	11.1500	173	219	1.11	11.8025	199	130	.93	10.1500	195	126
March	.95	11.6500	187	229	1.09	12.4500	196	137	.93	9.8750	195	123
April	.99	12.0625	195	237	1.11	12.9900	199	143	.95	11.1000	199	138
May	1.01	13.0125	199	256	1.18	13.2438	212	146	.91	11.2000	191	139
June	1.05	10.4500	207	205	1.18	13.3625	212	147	.94	12.0500	197	150
July	1.01	9.0500	199	178	1.11	13.5300	199	149	.85	12.1500	178	151
August	1.00	9.7000	197	191	1.13	14.5188	203	160	.82	9.5000	172	118
September	1.01	10.9800	199	216	1.12	16.3375	201	179	.84	9.0000	176	112
October	1.04	11.7000	205	230	1.14	16.5150	204	181	.91	11.5000	191	143
November	1.06	11.1375	209	219	1.14	15.6063	204	171	.92	12.4000	193	154
December	1.24	11.5300	244	227	1.34	14.2250	240	156	1.12	11.9000	235	148
1918—Year		12.4558		245		17.3285		190				
Quarters—												
First	1.79	12.6923	352	249	1.75	13.7917	315	152	1.46	11.3750	306	141
Second	2.95	14.6231	580	287	3.14	17.0083	562	187	2.46	15.1333	515	188
Third		12.5962		247		18.6923		205		16.4417		204
Fourth		9.9115		195		19.5250		214				
Months—												
January	1.52	12.0750	299	237	1.51	13.7688	271	151	1.23	11.1250	258	138
February	1.71	12.4875	326	245	1.72	13.7188	308	151	1.45	11.3750	304	141
March	2.14	13.3500	421	262	2.03	13.8875	364	153	1.70	11.6250	357	144
April	2.58	15.6875	508	308	2.70	16.0900	484	177	2.19	12.6500	459	157
May	3.23	14.7750	635	290	3.34	17.4750	599	192	2.67	16.3750	560	203
June	3.03	13.6500	596	268	3.37	17.8063	604	196	2.51	16.3750	527	203
July	3.13	12.6375	616	245	3.41	18.1438	612	199	2.64	16.5500	554	206
August	3.18	13.1800	626	259	3.42	18.6000	613	204	2.73	17.6000	573	219
September		11.8250		232		19.2050		211		15.1750		188
October		10.4125		205		19.1750		211		14.5000		185
November		9.8500		193		19.4875		214		13.5000		168
December		9.4875		186		19.8350		218				

## WHOLESALE PRICES IN NORWAY AND THE UNITED STATES, BY MONTHS, QUARTERS, AND YEARS, 1913-1918.

Market..... Unit..... Base price..	Barley.				Beef.				Butter.				
	Actual price.		Relative price.		Actual price.		Relative price.		Actual price.		Relative price.		
	Norway.	U. S.	Norway.	U. S.	Norway.	U. S.	Norway.	U. S.	Norway.	U. S.	Norway.	U. S.	
Christiania. Kg.....	Chicago Bushel	Christiania. Kg.....	Chicago Pound.	Christiania. Kg.....	Chicago Pound.	Christiania. Kg.....	Chicago Pound.	Christiania. Kg.....	Chicago Pound.	Christiania. Kg.....	Chicago Pound.	Christiania. Kg.....	Chicago Pound.
Kroner.	Dolls.	Kroner.	Dolls.	Kroner.	Dolls.	Kroner.	Dolls.	Kroner.	Dolls.	Kroner.	Dolls.	Kroner.	Dolls.
10. 92	0. 6243	0. 97	0. 1297	1. 98	0. 2724	0. 97	0. 1297	1. 98	0. 2724	0. 97	0. 1297	1. 98	0. 2724
1913—Year.....	11. 49	. 6263	105	100	. 99	. 1295	102	100	2. 00	. 2969	101	109	
Quarters—													
First.....	12. 77	. 6015	117	96	. 98	. 1332	101	103	2. 06	. 3312	104	122	
Second.....	11. 67	. 5966	107	96	. 96	. 1287	99	99	1. 85	. 2850	93	105	
Third.....	11. 47	. 6571	105	105	1. 01	. 1285	104	98	2. 00	. 2659	101	98	
Fourth.....	10. 05	. 6492	92	104	. 99	. 1300	103	100	2. 09	. 3042	106	112	
Months—													
January.....	12. 31	. 6250	113	100	. 98	. 1438	101	111	2. 05	. 3144	104	115	
February.....	12. 50	. 6063	114	97	. 98	. 1281	101	99	2. 01	. 3331	102	122	
March.....	13. 50	. 5790	124	93	. 97	. 1278	100	99	2. 12	. 3460	107	127	
April.....	11. 87	. 5863	109	94	. 96	. 1288	99	99	1. 94	. 3213	98	118	
May.....	11. 75	. 6060	108	97	. 95	. 1288	98	99	1. 76	. 2681	89	98	
June.....	11. 38	. 6050	104	97	. 96	. 1285	99	99	1. 86	. 2655	94	97	
July.....	11. 35	. 5700	104	91	1. 01	. 1256	104	97	1. 91	. 2550	96	94	
August.....	11. 75	. 6540	108	105	1. 03	. 1250	106	96	2. 00	. 2572	101	94	
September.....	11. 31	. 7263	104	116	. 98	. 1288	101	99	2. 08	. 2856	105	105	
October.....	10. 40	. 6825	95	109	. 97	. 1300	100	100	2. 07	. 2856	105	105	
November.....	9. 88	. 6500	90	104	. 88	. 1300	101	100	2. 08	. 3019	105	111	
December.....	9. 88	. 6150	90	99	1. 03	. 1300	106	100	2. 13	. 3250	108	119	
1914—Year.....	13. 97	. 6204	128	99	. 88	. 1364	91	105	2. 04	. 2731	103	100	
Quarters—													
First.....	10. 69	. 6158	98	99	. 97	. 1300	101	100	1. 95	. 2752	98	101	
Second.....	11. 48	. 5777	105	93	. 90	. 1322	93	102	1. 88	. 2442	95	90	
Third.....	14. 70	. 6223	135	100	. 84	. 1402	86	108	2. 05	. 2737	104	100	
Fourth.....	19. 02	. 6658	174	107	. 81	. 1435	84	111	2. 29	. 2989	116	110	
Months—													
January.....	10. 50	. 6390	96	102	1. 02	. 1300	105	100	2. 04	. 2975	103	109	
February.....	10. 66	. 6163	98	99	. 98	. 1300	101	100	1. 90	. 2675	96	96	
March.....	10. 91	. 5863	100	94	. 92	. 1300	95	100	1. 90	. 2605	95	96	
April.....	11. 06	. 5750	101	92	. 90	. 1316	93	101	1. 88	. 2350	95	98	
May.....	11. 63	. 5840	106	94	. 93	. 1325	96	102	1. 84	. 2431	93	89	
June.....	11. 75	. 5725	108	92	. 87	. 1325	90	102	1. 93	. 2545	97	93	
July.....	12. 10	. 5338	111	86	. 84	. 1350	87	104	2. 01	. 2556	102	94	
August.....	15. 50	. 6300	142	101	. 91	. 1419	94	109	2. 08	. 2785	105	102	
September.....	16. 50	. 7013	151	112	. 76	. 1438	79	111	2. 06	. 2869	104	105	
October.....	17. 88	. 6540	164	105	. 72	. 1438	74	111	2. 25	. 2838	114	104	
November.....	18. 50	. 6863	169	110	. 82	. 1438	85	111	2. 24	. 3050	113	112	
December.....	20. 69	. 6600	189	106	. 89	. 1428	92	110	2. 38	. 3081	120	113	
1915—Year.....	22. 53	. 7103	206	114	1. 11	. 1289	114	99	2. 47	. 2743	125	101	
Quarters—													
First.....	23. 59	. 7850	216	126	. 92	. 1229	95	95	2. 29	. 2913	116	107	
Second.....	23. 37	. 7623	214	122	1. 06	. 1214	110	94	2. 29	. 2711	115	100	
Third.....	23. 13	. 6683	214	107	1. 17	. 1330	121	103	2. 56	. 2426	129	89	
Fourth.....	20. 25	. 6223	185	100	1. 27	. 1375	131	106	2. 75	. 2909	139	107	
Months—													
January.....	21. 63	. 7590	198	122	. 91	. 1300	94	100	2. 42	. 3000	122	110	
February.....	23. 50	. 8188	215	131	. 91	. 1213	94	94	2. 19	. 2963	111	109	
March.....	25. 63	. 7838	235	126	. 93	. 1175	96	91	2. 26	. 2775	114	102	
April.....	23. 00	. 7738	211	124	1. 05	. 1175	108	91	2. 20	. 2825	111	104	
May.....	23. 50	. 7770	215	124	1. 13	. 1213	117	94	2. 35	. 2670	119	98	
June.....	23. 60	. 7325	216	117	1. 01	. 1253	104	97	2. 31	. 2638	117	97	
July.....	(a)	. 7500	b 219	120	1. 09	. 1315	113	101	2. 46	. 2500	124	92	
August.....	24. 25	. 7013	222	112	1. 23	. 1325	127	102	2. 56	. 2360	129	87	
September.....	22. 00	. 5538	201	89	1. 20	. 1350	124	104	2. 65	. 2419	134	89	
October.....	19. 00	. 5840	174	94	1. 18	. 1375	122	106	2. 90	. 2625	146	96	
November.....	20. 75	. 6175	190	99	1. 23	. 1375	127	106	2. 70	. 2895	136	106	
December.....	21. 00	. 6750	192	108	1. 40	. 1375	145	106	2. 66	. 3206	134	118	

a No quotation.

b Interpolated.

## WHOLESALE PRICES IN NORWAY AND THE UNITED STATES, BY MONTHS, QUARTERS, AND YEARS, 1913-1918—Continued.

	Barley.				Beef.				Butter.			
	Actual price.		Relative price.		Actual price.		Relative price.		Actual price.		Relative price.	
	Norway.	U. S.	Norway.	U. S.	Norway.	U. S.	Norway.	U. S.	Norway.	U. S.	Norway.	U. S.
Market.....	Chris- tiania. Kg.....	Chi- cago. Bushel			Chris- tiania. Kg.....	Chi- cago. Pound			Chris- tiania. Kg.....	Chi- cago. Pound		
Unit.....												
Base price...	Kroner 10.92	Dolls. 0.6243			Kroner. 0.97	Dolls. 0.1297			Kroner. 1.98	Dolls. 0.2724		
1916—Year.....	24.64	.8750	235	140	2.08	.1382	215	107	2.78	.3179	140	117
Quarters—												
First.....	21.83	.7454	200	119	1.56	.1375	161	106	2.41	.3159	122	116
Second.....	22.50	.7446	212	119	2.02	.1388	209	107	2.53	.3019	128	111
Third.....	(a)	.9029	<i>b 247</i>	145	2.47	.1388	255	107	3.01	.2910	152	107
Fourth.....	31.00	1.1050	280	177	2.26	.1375	233	106	3.16	.3622	160	133
Months—												
January.....	21.50	.7630	197	122	1.48	.1375	153	106	2.50	.2925	126	107
February.....	22.00	.7538	201	121	1.56	.1375	161	106	2.24	.3100	113	114
March.....	22.00	.7150	201	115	1.64	.1375	169	106	2.48	.3453	125	127
April.....	22.00	.7330	201	117	1.77	.1375	183	106	2.37	.3383	120	124
May.....	23.00	.7550	211	121	2.10	.1375	217	106	2.41	.2856	122	105
June.....	(a)	.7488	<i>b 228</i>	120	2.20	.1415	227	109	2.81	.2817	142	103
July.....	(a)	.7420	<i>b 235</i>	119	2.68	.1413	277	109	2.80	.2683	141	98
August.....	(a)	.9288	<i>b 247</i>	149	2.49	.1375	257	106	3.04	.2906	154	107
September.....	(a)	1.0430	<i>b 260</i>	167	2.25	.1375	232	106	3.20	.3141	162	115
October.....	(a)	1.0675	<i>b 272</i>	171	2.15	.1375	222	106	3.08	.3373	156	124
November.....	31.00	1.1463	284	184	2.29	.1375	237	106	3.11	.3763	157	138
December.....	31.00	1.1020	284	177	2.33	.1375	241	106	3.29	.3731	166	137
1917—Year.....	(c)	1.3232	(c)	212	(c)	.1672	(c)	129	(c)	.4034	(c)	148
Quarters—												
First.....		1.1988		192		.1431		110		.3865		142
Second.....		1.3800		221		.1606		124		.3919		144
Third.....		1.3523		217		.1762		136		.3928		144
Fourth.....		1.3615		218		.1888		146		.4404		162
Months—												
January.....		1.2000		192		.1375		106		.3681		135
February.....		1.1688		187		.1413		109		.3969		146
March.....		1.2220		196		.1490		115		.3944		145
April.....		1.3688		219		.1600		123		.4200		154
May.....		1.4538		233		.1600		123		.3794		139
June.....		1.3300		213		.1615		125		.3763		138
July.....		1.4150		227		.1638		126		.3700		136
August.....		1.3325		213		.1713		132		.3938		145
September.....		1.3180		211		.1900		146		.4203		154
October.....		1.3063		209		.1900		146		.4250		156
November.....		1.2838		206		.1900		146		.4325		159
December.....		1.4680		235		.1870		144		.4675		172
1918—Year.....	(c)	1.4611	(c)	234	(c)	.2213	(c)	171	(c)	.4857	(c)	178
Quarters—												
First.....		1.8131		290		.1750		135		.4658		171
Second.....		1.4435		231		.2227		172		.4133		152
Third.....		1.1225		180		.2423		187		.4741		174
Fourth.....		.9625		154		.2450		189		.5948		218
Months—												
January.....		1.5263		244		.1750		135		.4788		176
February.....		1.8175		291		.1750		135		.4844		178
March.....		2.0390		327		.1750		135		.4344		159
April.....		1.7263		277		.2050		158		.4055		149
May.....		1.4538		233		.2250		173		.4144		152
June.....		1.2090		194		.2376		183		.4188		154
July.....		1.1225		180		.2400		185		.4202		158
August.....		(a)		<i>b 176</i>		.2420		187		.4458		164
September.....		(a)		<i>b 168</i>		.2450		189		.5450		200
October.....		(a)		<i>b 160</i>		.2450		189		.5525		203
November.....		.9700		155		.2450		189		.5935		218
December.....		.9588		154		.2450		189		.6281		231

a No quotations.

b Interpolated.

WHOLESALE PRICES IN NORWAY AND THE UNITED STATES, BY MONTHS  
QUARTERS, AND YEARS, 1913-1918-Continued.

Market ..... Unit..... Base price.....	Eggs.				Hay, natural.				Hay, timothy.			
	Actual price.		Relative price.		Actual price.		Relative price.		Actual price.		Relative price.	
	Norway.	U. S.	Norway.	U. S.	Norway.	U. S.	Norway.	U. S.	Norway.	U. S.	Norway.	U. S.
Christiana.	New York.			Christiana.	Kansas			Christiana.	Boston.			
Kgs.	Dozen.			100 kgs.	City.			100 kgs.	Ton.			
Kroner.	Dolls.			Kroner.	Dolls.			Kroner.	Dolls.			
1. 52	0. 3481			4. 60	12. 3958			5. 78	19. 0882			
1913—Year.....	1. 47	. 3321	97	95	4. 92	9. 8958	107	80	6. 21	18. 6471	107	98
Quarters—												
First.....	1. 58	. 2900	104	83	5. 77	8. 3333	125	67	7. 19	18. 0000	124	94
Second.....	1. 16	. 2333	76	67	5. 35	7. 9167	116	64	6. 71	18. 5962	116	97
Third.....	1. 33	. 3283	88	94	4. 29	9. 7500	93	79	5. 40	18. 9423	93	99
Fourth.....	1. 81	. 4767	119	137	4. 29	13. 5833	93	110	5. 34	19. 0833	96	100
Months—												
January.....	1. 80	. 3350	118	96	6. 00	8. 7500	130	71	7. 47	18. 5000	129	97
February.....	1. 58	. 2800	104	80	5. 56	8. 0000	121	65	6. 97	17. 9375	121	94
March.....	1. 36	. 2550	89	73	5. 75	8. 2500	125	67	7. 12	17. 4375	123	91
April.....	1. 15	. 2150	76	62	5. 50	7. 7500	120	63	6. 82	19. 1250	118	100
May.....	1. 13	. 2300	74	66	5. 60	8. 5000	122	69	6. 94	18. 7000	120	98
June.....	1. 19	. 2550	78	73	4. 94	7. 5000	107	61	6. 38	17. 9375	110	94
July.....	1. 31	. 2900	86	83	4. 15	8. 2500	90	67	5. 42	18. 3750	94	96
August.....	1. 35	. 3150	89	91	4. 28	9. 2500	93	75	5. 34	19. 0500	77	101
September.....	1. 34	. 3800	88	109	4. 44	11. 7500	97	95	5. 44	19. 3750	94	102
October.....	1. 46	. 4350	96	125	4. 37	14. 0000	95	113	5. 60	19. 2000	97	101
November.....	1. 91	. 5050	126	145	4. 31	14. 0000	94	113	5. 56	19. 1875	96	101
December.....	2. 06	. 4900	136	141	4. 19	12. 7500	91	103	5. 47	18. 7500	95	98
1914—Year.....	1. 56	. 3456	102	99	5. 28	11. 2500	115	91	6. 67	19. 4952	115	102
Quarters—												
First.....	1. 66	. 3500	109	101	4. 65	12. 3333	101	99	5. 69	18. 7115	98	98
Second.....	1. 28	. 2375	84	68	5. 17	13. 9167	112	112	6. 49	19. 6154	112	103
Third.....	1. 23	. 3167	81	91	5. 57	9. 7500	121	79	7. 18	20. 1923	124	106
Fourth.....	2. 05	. 4783	135	137	5. 73	8. 5000	125	69	7. 30	19. 4615	126	102
Months—												
January.....	2. 00	. 4200	132	121	4. 44	13. 5000	97	109	5. 56	19. 1000	96	100
February.....	1. 68	. 3450	111	99	4. 75	11. 7500	103	95	5. 63	18. 5000	97	97
March.....	1. 30	. 2850	86	82	4. 75	11. 7500	103	95	5. 88	18. 4375	102	97
April.....	1. 24	. 2300	82	66	4. 81	13. 7500	105	111	5. 94	19. 1875	103	101
May.....	1. 26	. 2300	83	66	5. 31	14. 0000	115	113	6. 75	19. 7000	117	103
June.....	1. 36	. 2525	88	73	5. 38	14. 0000	117	113	6. 78	19. 9375	117	104
July.....	1. 26	. 2750	83	79	5. 40	10. 7500	117	87	7. 15	19. 5500	124	102
August.....	1. 25	. 3150	82	91	5. 66	(a)	123	b 79	7. 25	21. 2500	125	111
September.....	1. 19	. 3600	78	103	5. 65	8. 7500	123	71	7. 15	19. 9375	124	104
October.....	1. 83	. 4300	120	124	5. 75	9. 5000	125	77	7. 38	19. 5500	128	102
November.....	1. 99	. 4900	131	141	5. 47	8. 0000	119	65	7. 09	19. 7500	123	104
December.....	2. 33	. 5150	153	148	5. 97	8. 0000	130	65	7. 44	19. 0625	129	100
1915—Year.....	1. 83	. 2667	120	77	11. 05	8. 2708	240	67	14. 04	21. 6226	243	113
Quarters—												
First.....	2. 01	. 3100	132	89	7. 58	8. 5000	165	69	9. 26	19. 6346	160	103
Second.....	1. 42	. 2008	93	58	11. 13	9. 0000	242	73	13. 54	20. 9808	234	110
Third.....	1. 59	. 2242	104	64	12. 01	7. 7500	261	63	16. 43	23. 5000	284	123
Fourth.....	2. 29	. 3317	151	95	13. 47	7. 8333	293	63	16. 92	22. 3214	293	117
Months—												
January.....	2. 35	. 3700	155	106	6. 94	8. 5000	151	69	8. 56	19. 4500	148	102
February.....	1. 91	. 3650	126	105	7. 41	8. 5000	161	69	9. 06	19. 0625	157	100
March.....	1. 76	. 1950	116	56	8. 38	8. 5000	182	69	10. 16	20. 4375	176	107
April.....	1. 46	. 2075	96	60	9. 41	10. 2500	205	83	11. 35	20. 2500	196	106
May.....	1. 38	. 1975	91	57	10. 44	8. 7500	227	71	12. 53	21. 1250	217	111
June.....	1. 41	. 1975	93	57	13. 53	8. 0000	294	65	16. 75	21. 7500	290	114
July.....	1. 43	. 1950	94	56	14. 00	8. 7500	305	71	20. 13	24. 3000	348	127
August.....	1. 51	. 2125	99	61	10. 94	7. 7500	238	63	14. 81	24. 6250	256	129
September.....	1. 82	. 2650	120	76	11. 10	6. 7500	241	54	14. 35	21. 3750	148	112
October.....	2. 10	. 3050	138	88	13. 06	7. 7500	284	63	16. 38	22. 0000	282	115
November.....	2. 18	. 3500	143	101	13. 50	8. 0000	294	65	17. 13	22. 6875	296	119
December.....	2. 59	. 3400	170	98	13. 85	7. 7500	301	63	17. 25	22. 3500	298	117

a No quotation

b Interpolated.

## WHOLESALE PRICES IN NORWAY AND THE UNITED STATES, BY MONTHS, QUARTERS, AND YEARS, 1913-1918—Continued.

	Eggs.				Hay, natural.				Hay, timothy.			
	Actual price.		Relative price.		Actual price.		Relative price.		Actual price.		Relative price.	
	Norway.	U. S.	Norway.	U. S.	Norway.	U. S.	Norway.	U. S.	Norway.	U. S.	Norway.	U. S.
<b>Market</b> .....	Christia- nlandia. Kg.	New York. Dozen.			Christia- nlandia. 100 kgs.	Kansas City. Ton.			Christia- nlandia. 100 kgs.	Boston. Ton.		
<b>Unit</b> .....												
<b>Base price</b> ....	Kroner. 1.52	Dolls. 0.3481			Kroner. 4.60	Dolls. 12.3958			Kroner. 5.78	Dolls. 19.0882		
<b>1916—Year</b> .....	2.67	.2988	176	86	11.00	7.8438	239	63	13.58	21.2981	235	112
<b>Quarters—</b>												
First.....	2.55	.2729	168	78	13.64	7.4167	297	60	16.96	23.5192	293	123
Second.....	2.09	.2242	138	64	14.11	7.8333	307	63	17.71	24.9423	306	131
Third.....	2.54	.2963	167	85	7.38	7.0000	161	56	9.62	19.5577	166	102
Fourth.....	3.51	.4017	231	115	8.87	9.1250	193	74	10.01	17.1731	173	90
<b>Months—</b>												
January.....	2.90	.3050	191	88	13.81	7.0000	300	56	17.09	23.0625	296	121
February.....	2.53	.2625	166	75	13.50	7.7500	294	63	16.94	23.2500	293	122
March.....	2.23	.2513	147	72	13.60	7.5000	296	61	16.85	24.1000	291	126
April.....	2.05	.2150	135	62	14.00	7.7500	305	63	17.67	26.0625	306	137
May.....	1.94	.2250	128	65	16.45	8.5000	358	69	20.06	24.1250	347	126
June.....	2.28	.2325	150	67	11.88	7.2500	258	58	15.41	24.7000	267	129
July.....	2.49	.2563	164	74	9.22	7.2500	201	58	12.25	22.4375	212	118
August.....	2.48	.3025	163	87	5.80	6.7500	126	54	7.83	19.5625	135	103
September.....	2.64	.3300	174	95	7.13	7.0000	159	56	8.79	17.2500	152	90
October.....	2.96	.3475	195	100	9.03	8.3750	196	68	10.53	16.3750	182	86
November.....	3.54	.4075	233	117	8.83	9.2500	193	75	9.75	17.6250	169	92
December.....	4.03	.4500	265	129	8.75	9.7500	190	79	9.75	17.4500	169	91
<b>1917—Year</b> .....	(a)	.4001	(a)	115	(a)	15.7500	(a)	127	(a)	18.9615	(a)	99
<b>Quarters—</b>												
First.....		.3954		114		10.1667		82		17.3462		91
Second.....		.3450		99		16.1667		130		18.4615		97
Third.....		.3783		109		16.5000		133		17.5577		92
Fourth.....		.4817		138		20.1667		163		22.4808		118
<b>Months—</b>												
January.....		.4600		132		10.2500		83		17.1875		90
February.....		.4100		118		9.7500		79		17.8125		93
March.....		.3163		91		10.5000		85		17.1000		90
April.....		.3425		98		15.2500		123		17.0000		89
May.....		.3550		102		18.7500		151		19.2500		101
June.....		.3375		97		14.5000		117		19.0000		100
July.....		.3500		101		15.7500		127		15.9375		83
August.....		.3800		109		16.0000		129		17.6000		92
September.....		.4050		116		17.7500		143		19.1250		100
October.....		.4100		118		16.5000		133		20.8750		109
November.....		.4850		139		20.0000		161		23.0500		121
December.....		.5500		158		24.0000		194		23.3750		122
<b>1918—Year</b> .....	(a)	.4828	(a)	139	(a)	20.6042	(a)	166	(a)	22.7308	(a)	119
<b>Quarters—</b>												
First.....		.5213		150		22.2500		179		23.8654		125
Second.....		.3467		100		16.2500		131		19.9615		105
Third.....		.4367		125		19.0000		153		21.7692		114
Fourth.....		.6267		180		24.9167		201		25.3269		133
<b>Months—</b>												
January.....		.6550		188		23.0000		186		24.1875		127
February.....		.5275		152		22.7500		184		24.5625		129
March.....		.3813		110		21.0000		169		23.0500		121
April.....		.3400		98		18.2500		147		20.5000		107
May.....		.3450		99		16.7500		135		20.1000		105
June.....		.3550		102		13.7500		111		19.2500		101
July.....		.3950		113		14.2500		115		20.5000		107
August.....		.4300		124		19.2500		155		21.7000		114
September.....		.4850		139		23.5000		190		23.1250		121
October.....		.5500		158		26.5000		214		26.3750		138
November.....		.6300		181		24.5000		196		25.0500		131
December.....		.7000		201		23.7500		192		24.6250		129

a No publication giving 1917 and 1918 figures available in the United States.

## WHOLESALE PRICES IN NORWAY AND THE UNITED STATES, BY MONTHS, QUARTERS, AND YEARS, 1913-1918—Continued.

	Leather, sole, medium.				Mutton, dressed.				Oats.			
	Actual price.		Relative price.		Actual price.		Relative price.		Actual price.		Relative price.	
	Norway.	U. S.	Norway.	U. S.	Norway.	U. S.	Norway.	U. S.	Norway.	U. S.	Norway.	U. S.
Market.....	Chris- tiana.	Mil- waukee			Chris- tiana.	New York.			Chris- tiana.	Chi- cago.		
Unit.....	Kg.....	Pound.			Kg.....	Pound.			100 kgs.	Bushel.		
Base price..	Kroner. 3. 10	Dolls. 0. 2869			Kroner. 1. 06	Dolls. 0. 0994			Kroner. 10. 74	Dolls. 0. 4005		
1913—Year.....	3. 10	. 2731	100	95	1. 05	. 1025	99	103	10. 39	. 3802	97	95
Quarters—												
First.....		. 2650		92	1. 04	. 1000	98	101	10. 92	. 3311	102	83
Second.....	3. 10	. 2650	100	92	1. 14	. 1167	107	117	10. 51	. 3776	98	94
Third.....	3. 10	. 2725	100	95	1. 06	. 0981	100	99	10. 60	. 4159	99	104
Fourth.....	3. 10	. 2900	100	101	0. 96	. 0940	91	95	9. 53	. 3988	89	100
Months—												
January.....		. 2650		92	. 94	. 0900	88	91	10. 78	. 3324	100	83
February.....		. 2650		92	1. 01	. 1019	95	103	10. 94	. 3347	102	84
March.....		. 2650		92	1. 17	. 1081	110	109	11. 04	. 3271	103	82
April.....		. 2650		92	1. 15	. 1325	108	133	10. 55	. 3466	98	87
May.....	3. 10	. 2650	100	92	1. 15	. 1150	108	116	10. 69	. 3786	100	95
June.....	3. 10	. 2650	100	92	1. 11	. 1025	104	103	10. 28	. 4075	96	102
July.....	3. 10	. 2675	100	93	1. 17	. 1035	110	104	10. 75	. 3940	100	98
August.....	3. 10	. 2700	100	94	1. 07	. 0938	101	94	10. 78	. 4208	100	105
September.....	3. 10	. 2800	100	98	. 94	. 0970	88	98	10. 28	. 4263	96	106
October.....	3. 10	. 2900	100	101	. 90	. 0950	85	96	9. 67	. 3972	90	99
November.....	3. 10	. 2900	100	101	. 91	. 0931	86	94	9. 41	. 3970	88	99
December.....	3. 10	. 2900	100	101	1. 08	. 0940	101	95	9. 50	. 4027	88	101
1914—Year.....	3. 27	. 2894	105	101	1. 04	. 1010	98	102	14. 18	. 4239	132	106
Quarters—												
First.....	3. 10	. 2950	100	103	1. 07	. 1012	101	102	10. 74	. 3917	100	98
Second.....	3. 10	. 2900	100	101	1. 16	. 1043	109	105	12. 10	. 3969	113	99
Third.....	3. 10	. 2808	104	98	1. 07	. 0970	100	98	15. 45	. 4269	144	107
Fourth.....	3. 67	. 2917	118	102	. 87	. 1019	81	103	18. 42	. 4802	171	120
Months—												
January.....	3. 10	. 2900	100	101	1. 01	. 0981	95	99	10. 63	. 3889	99	97
February.....	3. 10	. 2950	100	103	1. 07	. 1006	101	101	10. 75	. 3941	100	98
March.....	3. 10	. 3000	100	105	1. 13	. 1050	106	106	10. 84	. 3930	101	98
April.....	3. 10	. 2950	100	103	1. 18	. 1063	111	107	11. 06	. 3910	103	98
May.....	3. 10	. 2900	100	101	1. 20	. 1081	113	109	12. 25	. 3985	114	108
June.....	3. 10	. 2850	100	99	1. 11	. 0985	104	99	13. 00	. 4008	121	100
July.....	3. 10	. 2775	100	97	1. 20	. 0950	113	96	13. 58	. 3722	126	93
August.....	(a)	. 2890	b 104	98	1. 10	. 0994	103	100	17. 19	. 4193	160	105
September.....	(a)	. 2850	b 108	99	. 90	. 0965	85	97	15. 57	. 4911	145	123
October.....	3. 50	. 2850	113	99	. 79	. 0956	74	96	16. 50	. 4679	154	117
November.....	3. 75	. 2900	121	101	. 87	. 1100	82	111	17. 88	. 4864	166	121
December.....	3. 75	. 3000	121	105	. 94	. 1000	88	101	20. 88	. 4895	194	122
1915—Year.....	4. 24	. 3019	137	105	1. 21	. 1073	114	108	23. 35	. 4805	217	120
Quarters—												
First.....	3. 95	. 3033	127	106	1. 08	. 1056	101	106	25. 23	. 5612	235	140
Second.....	4. 20	. 2925	135	102	1. 31	. 1249	123	126	25. 57	. 5314	238	133
Third.....	4. 37	. 2983	141	104	1. 23	. 1019	116	103	24. 23	. 4513	226	113
Fourth.....	4. 45	. 3133	144	109	1. 22	. 0978	114	98	18. 39	. 3854	171	96
Months—												
January.....	3. 95	. 3050	127	106	1. 04	. 0696	98	97	23. 31	. 5366	217	134
February.....	3. 95	. 3050	127	106	1. 04	. 1038	98	104	25. 13	. 5761	234	144
March.....	3. 95	. 3000	127	105	1. 16	. 1160	109	117	27. 25	. 5770	254	144
April.....	4. 20	. 2950	135	103	1. 38	. 1313	130	132	25. 00	. 5717	233	143
May.....	4. 20	. 2925	135	102	1. 31	. 1394	123	140	25. 75	. 5343	240	133
June.....	4. 20	. 2900	135	101	1. 25	. 1040	117	105	25. 95	. 4874	242	122
July.....	4. 20	. 2950	135	103	1. 24	. 1094	117	110	26. 75	. 5358	249	134
August.....	4. 45	. 3000	144	105	1. 24	. 1020	117	103	25. 75	. 4495	240	112
September.....	4. 45	. 3000	144	105	1. 21	. 0944	114	95	20. 20	. 3477	188	87
October.....	4. 45	. 3050	144	106	1. 08	. 0963	101	97	18. 38	. 3635	171	91
November.....	4. 45	. 3150	144	110	1. 23	. 0965	116	97	17. 88	. 3678	166	92
December.....	4. 45	. 3200	144	112	1. 34	. 1006	126	101	18. 90	. 4214	176	105

a No quotation.

b Interpolation.



WHOLESALE PRICES IN NORWAY AND THE UNITED STATES, BY MONTHS  
QUARTERS, AND YEARS, 1913-1918—Continued.

	Leather, sole, medium.				Mutton, dressed.				Oats.			
	Actual price.		Relative price.		Actual price.		Relative price.		Actual price.		Relative price.	
	Norway.	U. S.	Norway.	U. S.	Norway.	U. S.	Norway.	U. S.	Norway.	U. S.	Norway.	U. S.
Market . . . . .	Chri-	Mil-	Chri-	New	Chri-	Chi-	Chri-	Chi-	Chri-	Chi-	Chri-	Chi-
Unit . . . . .	tian-	wau-	tian-	York	tian-	ago-	tian-	ago-	tian-	ago-	tian-	ago-
	kg.	kg.	kg.	kg.	kg.	kg.	kg.	kg.	kg.	kg.	kg.	kg.
Base price . . .	<i>Kroner.</i> 3. 10	<i>Dolls.</i> 0. 2869			<i>Kroner.</i> 1. 06	<i>Dolls.</i> 0. 0994			<i>Kroner.</i> 10. 74	<i>Dolls.</i> 0. 4005		
1916—Year . . .	4. 78	. 3825	154	133	2. 13	. 1250	200	126	20. 91	. 4597	195	115
Quarters—												
First . . . . .	4. 45	. 3267	144	114	1. 56	. 1160	146	117	19. 97	. 4557	186	114
Second . . . . .	4. 45	. 3483	144	121	2. 20	. 1320	207	133	21. 20	. 4225	197	105
Third . . . . .	4. 55	. 3600	147	125	2. 55	. 1284	239	129	20. 56	. 4384	191	109
Fourth . . . . .	5. 68	. 4950	183	173	2. 21	. 1227	208	123	21. 91	. 5234	204	131
Months—												
January . . . . .	4. 45	. 3200	144	112	1. 43	. 1106	134	111	19. 50	. 4856	182	121
February . . . . .	4. 45	. 3250	144	113	1. 50	. 1175	141	118	20. 00	. 4633	186	116
March . . . . .	4. 45	. 3350	144	117	1. 74	. 1200	164	121	20. 40	. 4183	190	104
April . . . . .	4. 45	. 3450	144	120	1. 99	. 1313	187	132	20. 60	. 4396	191	110
May . . . . .	4. 45	. 3500	144	122	2. 26	. 1415	212	142	21. 90	. 4314	204	108
June . . . . .	4. 45	. 3500	144	122	2. 36	. 1233	222	124	21. 19	. 3924	197	98
July . . . . .	4. 45	. 3550	144	124	2. 66	. 1313	250	132	20. 19	. 4062	188	101
August . . . . .	4. 45	. 3600	144	125	2. 60	. 1295	244	130	20. 50	. 4491	191	112
September . . . . .	4. 75	. 3650	153	127	2. 38	. 1244	224	125	21. 00	. 4621	196	115
October . . . . .	5. 25	. 4650	169	162	2. 17	. 1230	204	124	21. 69	. 4944	202	123
November . . . . .	5. 25	. 4850	169	169	2. 20	. 1200	207	121	21. 80	. 5566	203	139
December . . . . .	6. 55	. 5350	211	186	2. 26	. 1250	212	126	22. 25	. 5201	207	130
1917—Year . . .	8. 25	. 5017	266	175	(a)	. 1664	(a)	167	(a)	. 6571	(a)	164
Quarters—												
First . . . . .	7. 35	. 5533	237	193		. 1458		147		. 5867		146
Second . . . . .	8. 55	. 5167	276	180		. 1748		176		. 6918		173
Third . . . . .	8. 55	. 4617	276	161		. 1594		160		. 6707		167
Fourth . . . . .	8. 55	. 4750	276	166		. 1858		187		. 6790		170
Months—												
January . . . . .	6. 55	. 5600	211	195		. 1370		138		. 5694		142
February . . . . .	7. 75	. 5550	250	193		. 1475		148		. 5558		141
March . . . . .	7. 75	. 5450	250	190		. 1650		156		. 6174		154
April . . . . .	8. 55	. 5350	276	186		. 1650		166		. 7000		175
May . . . . .	8. 55	. 5150	276	179		. 1880		189		. 7028		175
June . . . . .	8. 55	. 5000	276	174		. 1681		169		. 6765		169
July . . . . .	8. 55	. 4800	276	167		. 1450		146		. 7885		197
August . . . . .	8. 55	. 4550	276	159		. 1569		158		. 6466		161
September . . . . .	8. 55	. 4500	276	157		. 1800		181		. 5958		149
October . . . . .	8. 55	. 4650	276	162		. 1910		192		. 6005		150
November . . . . .	8. 55	. 4800	276	167		. 1775		179		. 6527		163
December . . . . .	8. 55	. 4800	276	167		. 1875		189		. 7628		190
1918—Year . . .		. 4575		159	(a)	. 1982	(a)	199	(a)	. 7814	(a)	195
Quarters—												
First . . . . .	8. 55	. 4500	276	157		. 1919		193		. 8812		220
Second . . . . .		. 4583		160		. 2402		242		. 8048		201
Third . . . . .		. 4617		161		. 2027		204		. 7280		182
Fourth . . . . .		. 4600		160		. 1546		156		. 7116		178
Months—												
January . . . . .	8. 55	. 4650	276	162		. 1920		193		. 8275		207
February . . . . .	8. 55	. 4500	276	157		. 1888		190		. 8860		221
March . . . . .	8. 55	. 4350	276	152		. 1950		196		. 9203		230
April . . . . .		. 4300		150		. 2460		248		. 8885		222
May . . . . .		. 4650		162		. 2494		251		. 7692		192
June . . . . .		. 4800		167		. 2238		225		. 7663		191
July . . . . .		. 4650		162		. 2060		207		. 7780		194
August . . . . .		. 4600		160		. 2088		210		. 6959		174
September . . . . .		. 4600		160		. 1925		194		. 7194		180
October . . . . .		. 4600		160		. 1510		152		. 6919		173
November . . . . .		. 4600		160		. 1625		163		. 7225		180
December . . . . .		. 4600		160		. 1500		151		. 7178		179

a No publication giving 1917 and 1918 figures available in the United States.

## WHOLESALE PRICES IN NORWAY AND THE UNITED STATES, BY MONTHS, QUARTERS, AND YEARS, 1913-1918—Continued.

	Pork.				Straw, oat.				Straw, rye.			
	Actual price.		Relative price.		Actual price.		Relative price.		Actual price.		Relative price.	
	Norway.	U. S.	Norway.	U. S.	Norway.	U. S.	Norway.	U. S.	Norway.	U. S.	Norway.	U. S.
Market.....	Chris-tiania.	Chi-cago.			Chris-tiania.	Chi-cago.			Chris-tiania.	Chi-cago.		
Unit.....	Kg.....	Pound.			100 kgs.	Ton.....			100 kgs.	Ton.....		
Base price...	Kroner.	Dolls.			Kroner.	Dolls.			Kroner.	Dolls.		
	1. 12	0. 1535			2. 58	6. 9375			2. 58	7. 8333		
1913—Year.....	1. 14	. 1486	102	97	2. 66	6. 7083	103	97	2. 86	7. 9792	111	102
Quarters—												
First.....	1. 07	. 1304	95	85	3. 00	6. 5000	116	94	3. 49	7. 4167	135	95
Second.....	1. 09	. 1474	97	96	2. 49	7. 0000	97	101	2. 82	8. 7500	110	112
Third.....	1. 23	. 1642	109	107	2. 51	6. 5000	97	94	2. 51	7. 8333	97	100
Fourth.....	1. 18	. 1525	105	99	2. 62	6. 8333	102	98	2. 62	7. 9167	102	101
Months—												
January.....	1. 05	. 1263	93	82	3. 00	7. 2500	116	105	3. 25	7. 7500	126	99
February.....	1. 06	. 1175	94	77	3. 00	6. 2500	116	90	3. 63	7. 2500	141	93
March.....	1. 10	. 1440	98	94	3. 00	6. 0000	116	86	3. 68	7. 2500	139	93
April.....	1. 07	. 1572	95	102	2. 50	6. 2500	97	90	3. 00	8. 0000	116	102
May.....	1. 08	. 1450	96	95	2. 50	7. 0000	97	101	3. 00	8. 5000	116	109
June.....	1. 13	. 1406	101	92	2. 47	7. 7500	96	112	2. 47	9. 7500	96	124
July.....	1. 20	. 1544	107	101	2. 50	6. 5000	97	94	2. 50	8. 5000	97	109
August.....	1. 22	. 1575	109	103	2. 50	6. 2500	97	90	2. 50	7. 2500	97	93
September.....	1. 26	. 1825	112	119	2. 53	6. 7500	98	97	2. 53	7. 7500	98	99
October.....	1. 17	. 1713	104	112	2. 60	6. 2500	101	90	2. 60	7. 2500	101	93
November.....	1. 17	. 1530	104	100	2. 63	7. 0000	102	101	2. 63	8. 2500	102	105
December.....	1. 20	. 1331	107	87	2. 63	7. 2500	102	105	2. 63	8. 2500	102	105
1914—Year.....	1. 04	. 1543	92	101	2. 90	7. 0625	112	102	2. 90	7. 9792	112	102
Quarters—												
First.....	1. 09	. 1431	97	93	2. 63	7. 0833	102	102	2. 63	7. 0833	102	90
Second.....	1. 00	. 1542	89	100	2. 55	7. 3333	99	106	2. 55	8. 5000	99	109
Third.....	. 99	. 1715	88	112	3. 08	6. 7500	120	97	3. 08	7. 3333	120	94
Fourth.....	1. 07	. 1485	95	97	3. 32	7. 0833	129	102	3. 32	9. 0000	129	115
Months—												
January.....	1. 14	. 1400	101	91	2. 63	7. 0000	102	101	2. 63	6. 5000	102	83
February.....	1. 08	. 1456	96	95	2. 63	7. 2500	102	105	2. 63	7. 2500	102	93
March.....	1. 04	. 1444	93	94	2. 63	7. 0000	102	101	2. 63	7. 5000	102	96
April.....	1. 00	. 1594	89	104	2. 38	7. 0000	92	101	2. 68	7. 5000	92	96
May.....	1. 02	. 1610	91	105	2. 63	7. 7500	102	112	2. 33	8. 7500	102	112
June.....	. 99	. 1406	88	92	2. 63	7. 2500	102	105	2. 63	9. 2500	102	118
July.....	1. 00	. 1619	89	105	2. 65	6. 7500	103	97	2. 65	8. 2500	103	105
August.....	1. 00	. 1715	89	112	3. 44	6. 5000	134	94	3. 44	6. 5000	134	83
September.....	. 98	. 1813	87	118	3. 15	7. 0000	122	101	3. 15	7. 2500	122	93
October.....	. 97	. 1740	86	113	3. 38	7. 0000	131	101	3. 38	8. 7500	131	112
November.....	1. 04	. 1488	93	97	3. 34	7. 0000	130	101	3. 34	9. 0000	130	115
December.....	1. 20	. 1163	107	76	3. 25	7. 2500	126	105	3. 25	9. 2500	126	118
1915—Year.....	1. 43	. 1429	127	93	5. 00	7. 0000	194	101	5. 00	8. 5833	194	110
Quarters—												
First.....	1. 20	. 1119	107	73	3. 62	7. 5833	140	109	3. 62	8. 7500	140	112
Second.....	1. 32	. 1408	118	92	4. 26	7. 1667	165	103	4. 26	9. 2500	165	118
Third.....	1. 48	. 1677	131	109	6. 14	6. 9167	238	100	6. 14	8. 7500	238	112
Fourth.....	1. 71	. 1512	152	99	5. 97	6. 3333	232	91	5. 97	7. 5833	232	97
Months—												
January.....	1. 17	. 1135	104	74	3. 60	7. 7500	140	112	3. 60	9. 7500	140	124
February.....	1. 19	. 1081	106	70	3. 63	7. 2500	141	105	3. 63	7. 5000	141	96
March.....	1. 24	. 1138	110	74	3. 63	7. 7500	141	112	3. 63	9. 0000	141	115
April.....	1. 30	. 1413	116	92	3. 66	7. 0000	142	101	3. 66	8. 5000	142	109
May.....	1. 34	. 1450	119	95	3. 78	7. 0000	147	101	3. 78	9. 0000	147	115
June.....	1. 33	. 1350	118	88	5. 33	7. 5000	207	108	5. 33	10. 2500	207	131
July.....	1. 36	. 1570	121	102	6. 66	7. 5000	258	108	6. 66	10. 7500	258	137
August.....	1. 48	. 1713	132	112	6. 06	7. 0000	235	101	6. 06	8. 5000	235	109
September.....	1. 59	. 1775	141	116	5. 70	6. 2500	221	90	5. 70	7. 0000	221	89
October.....	1. 65	. 1840	147	120	6. 00	5. 5000	233	79	6. 00	6. 7500	233	86
November.....	1. 65	. 1463	147	95	6. 22	7. 2500	241	105	6. 22	8. 5000	241	109
December.....	1. 82	. 1150	162	75	5. 70	6. 2500	221	90	5. 70	7. 5000	221	96

## WHOLESALE PRICES IN NORWAY AND THE UNITED STATES, BY MONTHS' QUARTERS, AND YEARS, 1913-1918—Continued.

	Pork.				Straw, oat.				Straw, rye.			
	Actual price.		Relative price.		Actual price.		Relative price.		Actual price.		Relative price.	
	Norway.	U. S.	Norway.	U. S.	Norway.	U. S.	Norway.	U. S.	Norway.	U. S.	Norway.	U. S.
Market . . . . .	Christiana.	Chicago.	-----	-----	Christiana.	Chicago.	-----	-----	Christiana.	Chicago.	-----	-----
Unit . . . . .	Kg.	Pound.	-----	-----	100 kgs.	Ton.	-----	-----	100 kgs.	Ton.	-----	-----
Base price . . . . .	Kroner.	Dolls.	-----	-----	Kroner.	Dolls.	-----	-----	Kroner.	Dolls.	-----	-----
1916—Year . . . . .	1.12	0.1535	-----	-----	2.58	6.9375	-----	-----	2.58	7.8333	-----	-----
Quarters—	2.27	.1618	202	105	5.51	7.4167	214	107	5.51	9.2708	214	118
First . . . . .	1.86	.1315	165	86	5.66	7.0000	220	101	5.66	8.5000	220	109
Second . . . . .	2.06	.1658	183	108	6.33	7.8333	246	113	6.33	10.0000	246	128
Third . . . . .	2.60	.1886	231	123	5.02	7.2500	195	105	5.02	8.7500	195	112
Fourth . . . . .	2.55	.1592	227	104	5.02	7.5833	195	109	5.02	9.8333	195	126
Months—												
January . . . . .	1.79	.1180	159	77	5.75	7.5000	223	108	5.78	8.5000	224	109
February . . . . .	1.88	.1244	167	81	5.66	7.0000	220	101	5.66	8.5000	220	109
March . . . . .	1.91	.1556	170	101	5.55	6.5000	215	94	5.55	8.5000	215	109
April . . . . .	1.93	.1630	172	106	5.98	6.5000	231	94	5.96	8.5000	231	109
May . . . . .	2.05	.1675	182	109	7.00	8.0000	272	115	7.00	10.5000	272	134
June . . . . .	2.19	.1675	195	109	6.03	9.0000	234	130	6.03	11.0000	234	140
July . . . . .	2.26	.1660	201	108	4.81	7.2500	187	105	4.81	9.0000	187	115
August . . . . .	2.62	.1863	233	121	5.13	7.2500	199	105	5.13	8.7500	199	112
September . . . . .	2.91	.2130	259	139	5.13	7.2500	199	105	5.13	8.5000	199	109
October . . . . .	2.43	.1788	216	116	5.50	6.2500	213	90	5.50	8.5000	213	109
November . . . . .	2.50	.1575	222	103	5.15	7.5000	200	108	5.15	10.5000	200	134
December . . . . .	2.72	.1450	242	95	4.42	9.0000	172	130	4.42	10.5000	172	134
1917—Year . . . . .	(a)	.2435	(a)	159	(a)	9.3958	(a)	135	(a)	10.8750	(a)	139
Quarters—												
First . . . . .	-----	.1954	-----	127	-----	9.0833	-----	131	-----	10.5833	-----	135
Second . . . . .	-----	.2304	-----	150	-----	9.0833	-----	131	-----	10.5000	-----	134
Third . . . . .	-----	.2823	-----	184	-----	9.5833	-----	138	-----	11.2500	-----	144
Fourth . . . . .	-----	.2658	-----	173	-----	9.8333	-----	142	-----	11.1667	-----	143
Months—												
January . . . . .	-----	.1675	-----	109	-----	7.7500	-----	112	-----	9.2500	-----	118
February . . . . .	-----	.1963	-----	128	-----	9.7500	-----	141	-----	11.2500	-----	144
March . . . . .	-----	.2170	-----	141	-----	9.7500	-----	141	-----	11.2500	-----	144
April . . . . .	-----	.2263	-----	147	-----	7.7500	-----	112	-----	9.5000	-----	121
May . . . . .	-----	.2350	-----	153	-----	9.2500	-----	133	-----	10.7500	-----	137
June . . . . .	-----	.2300	-----	150	-----	10.2500	-----	148	-----	11.2500	-----	144
July . . . . .	-----	.2425	-----	158	-----	11.2500	-----	162	-----	12.5000	-----	160
August . . . . .	-----	.2800	-----	182	-----	9.2500	-----	133	-----	12.5000	-----	160
September . . . . .	-----	.3160	-----	206	-----	8.2500	-----	119	-----	8.7500	-----	112
October . . . . .	-----	.3063	-----	200	-----	9.2500	-----	133	-----	10.2500	-----	131
November . . . . .	-----	.2563	-----	167	-----	9.5000	-----	137	-----	11.0000	-----	140
December . . . . .	-----	.2410	-----	157	-----	10.7500	-----	155	-----	12.2500	-----	156
1918—Year . . . . .	(a)	.2945	(a)	192	(a)	9.5417	(a)	138	(a)	10.7083	(a)	137
Quarters—												
First . . . . .	-----	.2565	-----	167	-----	12.0833	-----	174	-----	12.6667	-----	162
Second . . . . .	-----	.2787	-----	182	-----	7.7500	-----	112	-----	9.5833	-----	122
Third . . . . .	-----	.3173	-----	207	-----	7.8333	-----	113	-----	9.5000	-----	121
Fourth . . . . .	-----	.3254	-----	212	-----	10.5000	-----	151	-----	11.0833	-----	141
Months—												
January . . . . .	-----	.2650	-----	173	-----	10.7500	-----	155	-----	11.2500	-----	144
February . . . . .	-----	.2413	-----	157	-----	12.2500	-----	177	-----	12.5000	-----	160
March . . . . .	-----	.2620	-----	171	-----	13.2500	-----	191	-----	14.2500	-----	182
April . . . . .	-----	.2756	-----	180	-----	7.2500	-----	105	-----	9.5000	-----	121
May . . . . .	-----	.2688	-----	175	-----	7.2500	-----	105	-----	9.5000	-----	121
June . . . . .	-----	.2890	-----	188	-----	8.7500	-----	126	-----	9.7500	-----	124
July . . . . .	-----	.2863	-----	187	-----	7.0000	-----	101	-----	8.5000	-----	109
August . . . . .	-----	.3160	-----	206	-----	7.0000	-----	101	-----	8.5000	-----	109
September . . . . .	-----	.3600	-----	228	-----	9.5000	-----	137	-----	11.5000	-----	147
October . . . . .	-----	.3400	-----	222	-----	10.0000	-----	144	-----	10.5000	-----	134
November . . . . .	-----	.3240	-----	211	-----	10.7500	-----	155	-----	11.2500	-----	144
December . . . . .	-----	.3125	-----	204	-----	10.7500	-----	155	-----	11.5000	-----	147

a No publication giving 1917 and 1918 figures available in the United States.

## WHOLESALE PRICES IN NORWAY AND THE UNITED STATES, BY MONTHS, QUARTERS, AND YEARS, 1913-1918—Continued.

	Lead, red.				Lead, white.				Leather, insole.			
	Actual price.		Relative price.		Actual price.		Relative price.		Actual price.		Relative price.	
	Norway.	U. S.	Norway.	U. S.	Norway.	U. S.	Norway.	U. S.	Norway.	U. S.	Norway.	U. S.
Market .....	Christiana.	New York.			Christiana.	New York.			Christiana.	Chicago.		
Unit .....	Kg.	Pound.			Kg.	Pound.			Kg.	Pound.		
Base price .....	Kroner.	Dolls.			Kroner.	Dolls.			Kroner.	Dolls.		
1913—Year .....	0.46	0.0629			0.06	0.0533			3.40	0.1721		
Quarters—												
First .....	.46	.0654	100	104	.59	.0533	101	100	3.40	.1692	100	98
Second .....	.46	.0650	100	103	.58	.0525	99	98	3.40	.1700	100	99
Third .....	.47	.0667	102	106	.60	.0542	102	102	3.40	.1583	100	92
Fourth .....	.45	.0650	98	103	.59	.0542	101	102	3.40	.1734	100	101
Months—												
January .....		.0650		103		.0525		98		.1750		102
February .....		.0650		103		.0525		98		.1750		102
March .....		.0650		103		.0525		98		.1750		102
April .....		.0650		103		.0525		98		.1750		102
May .....	.45	.0650	98	103	.56	.0525	95	98	3.40	.1750	100	102
June .....	.47	.0650	102	103	.60	.0525	102	98	3.40	.1600	100	93
July .....	.46	.0650	100	103	.59	.0525	101	98	3.40	.1550	100	90
August .....	.48	.0650	104	103	.60	.0525	102	98	3.40	.1550	100	90
September .....	.48	.0700	104	111	.60	.0575	102	108	3.40	.1650	100	96
October .....	.47	.0700	101	111	.60	.0575	102	108	3.40	.1725	100	100
November .....	.46	.0650	99	103	.60	.0525	102	98	3.40	.1738	100	101
December .....	.44	.0600	95	95	.57	.0525	97	98	3.40	.1738	100	101
1914—Year .....	.48	.0588	104	93	.62	.0521	105	98	3.58	.1792	105	104
Quarters—												
First .....	.46	.0600	100	95	.57	.0525	97	98	3.40	.1771	100	103
Second .....	.45	.0600	99	95	.59	.0525	101	98	3.40	.1796	100	104
Third .....	.46	.0592	105	94	.61	.0525	109	98	3.40	.1722	103	100
Fourth .....	.53	.0558	116	89	.69	.0508	118	95	4.00	.1878	118	109
Months—												
January .....	.46	.0600	100	95	.57	.0525	97	98	3.40	.1738	100	101
February .....	.46	.0600	100	95	.57	.0525	97	98	3.40	.1788	100	104
March .....	.46	.0600	100	95	.57	.0525	97	98	3.40	.1788	100	104
April .....	.45	.0600	98	95	.56	.0525	95	98	3.40	.1788	100	104
May .....	.45	.0600	98	95	.60	.0525	102	98	3.40	.1788	100	104
June .....	.46	.0600	100	95	.61	.0525	104	98	3.40	.1813	100	105
July .....	.46	.0600	100	95	.61	.0525	104	98	3.40	.1700	100	99
August .....	(a)	.0600	b105	95	(a)	.0525	b109	98	(a)	.1700	b103	99
September .....	(a)	.0575	b111	91	(a)	.0525	b114	98	(a)		b107	b103
October .....	.53	.0575	116	91	.70	.0525	119	98	3.75	(a)	110	b107
November .....	.51	.0550	111	87	.70	.0500	119	94	4.00	.1900	118	110
December .....	.55	.0550	120	87	.68	.0500	116	94	4.25	.1900	125	110
1915—Year .....	.71	.0635	155	101	.82	.0569	139	107	4.83	.2079	142	121
Quarters—												
First .....	.60	.0550	130	87	.74	.0500	126	94	4.26	.2083	125	121
Second .....	.70	.0608	153	97	.81	.0550	138	103	4.75	.2000	140	116
Third .....	.75	.0700	163	111	.86	.0625	146	117	5.08	.2100	150	122
Fourth .....	.79	.0683	171	109	.87	.0600	148	113	5.25	.2133	154	124
Months—												
January .....	.55	.0550	120	87	.72	.0500	123	94	4.25	.2050	125	119
February .....	.59	.0550	129	87	.72	.0500	123	94	4.25	.2100	125	122
March .....	.65	.0550	142	87	.77	.0500	131	94	4.25	.2100	125	122
April .....	.68	.0600	148	95	.81	.0525	138	98	4.75	.2000	140	116
May .....	.68	.0575	148	91	.81	.0525	138	98	4.76	.2000	140	116
June .....	.75	.0650	163	103	.81	.0600	138	113	4.76	.2000	140	116
July .....	.75	.0750	163	119	.83	.0675	141	127	4.75	.2100	140	122
August .....	.75	.0700	163	111	.87	.0625	148	117	5.25	.2100	154	122
September .....	.75	.0650	163	103	.87	.0575	148	108	6.26	.2100	154	122
October .....	.75	.0650	163	103	.87	.0575	148	108	5.26	.2100	154	122
November .....	.79	.0675	172	107	.87	.0600	148	113	5.25	.2250	154	131
December .....	.82	.0725	179	115	.87	.0625	148	117	5.25	.2050	154	119

a No quotation.

b Interpolated.

WHOLESALE PRICES IN NORWAY AND THE UNITED STATES, BY MONTHS, QUARTERS, AND YEARS, 1913-1918—Continued.

	Lead, red.				Lead, white.				Leather, insole.			
	Actual price.		Relative price.		Actual price.		Relative price.		Actual price.		Relative price.	
	Norway.	U. S.	Norway.	U. S.	Norway.	U. S.	Norway.	U. S.	Norway.	U. S.	Norway.	U. S.
	Christia- nity. Kg.	New York Pound.			Christia- nity. Kg.	New York Pound.			Christia- nity. Kg.	Chi- cago. Pound.		
	Kroner.	Dolls.			Kroner.	Dolls.			Kroner.	Dolls.		
Market .....	0.46	0.0629			0.06	0.0533			3.40	0.1721		
Unit .....												
Base price...												
<b>1916—Year</b> .....	<b>1.01</b>	<b>.0925</b>	<b>220</b>	<b>147</b>	<b>1.15</b>	<b>.0829</b>	<b>196</b>	<b>156</b>	<b>5.39</b>	<b>.2171</b>	<b>158</b>	<b>126</b>
Quarters—												
First.....	.95	.0775	206	123	1.10	.0692	187	130	5.25	.2100	154	122
Second.....	1.03	.0975	225	155	1.17	.0875	199	164	5.25	.2150	154	125
Third.....	1.03	.0975	225	155	1.17	.0875	199	164	5.25	.2150	154	125
Fourth.....	1.03	.0975	225	155	1.17	.0875	199	164	6.00	.2283	180	123
Months—												
January.....	.89	.0725	194	115	.95	.0650	162	122	5.25	.2100	154	122
February.....	.94	.0775	205	123	1.17	.0700	199	131	5.25	.2100	154	122
March.....	1.01	.0825	220	131	1.17	.0725	199	136	5.25	.2100	154	122
April.....	1.03	.0975	225	155	1.17	.0875	199	164	5.25	.2150	154	125
May.....	1.03	.0975	225	155	1.17	.0875	199	164	5.25	.2150	154	125
June.....	1.03	.0975	225	155	1.17	.0875	199	164	5.25	.2150	154	125
July.....	1.03	.0975	225	155	1.17	.0875	199	164	5.25	(a)	154	b 126
August.....	1.03	.0975	225	155	1.17	.0875	199	164	5.25	.2150	154	125
September.....	1.03	.0975	225	155	1.17	.0875	199	164	5.25	.2150	154	125
October.....	1.03	.0975	225	155	1.17	.0975	199	164	6.00	.2100	176	122
November.....	1.03	.0975	225	155	1.17	.0875	199	164	6.00	.2300	176	134
December.....	1.03	.0975	225	155	1.17	.0875	199	164	(a)	.2450	b 188	142
<b>1917—Year</b> .....	<b>1.63</b>	<b>.1117</b>	<b>355</b>	<b>178</b>	<b>1.58</b>	<b>.0992</b>	<b>265</b>	<b>186</b>	<b>8.11</b>	<b>.2492</b>	<b>239</b>	<b>145</b>
Quarters—												
First.....	1.12	.1000	244	159	1.37	.0892	237	167	7.25	.2583	213	150
Second.....	(a)	.1133	(a)	180	(a)	.0992	b 262	186	8.08	.2550	238	148
Third.....	1.80	.1300	392	207	1.65	.1150	281	216	8.50	.2483	250	144
Fourth.....	1.80	.1033	392	164	1.65	.0933	281	175	8.63	.2350	254	137
Months—												
January.....	1.07	.0975	233	155	1.37	.0875	234	164	6.75	.2650	199	154
February.....	1.17	.0975	255	155	1.37	.0875	234	164	7.25	.2550	213	148
March.....	(a)	.1050	(a)	167	(a)	.0925	b 243	174	7.75	.2550	228	148
April.....	(a)	.1050	(a)	167	(a)	.0925	b 253	174	7.75	.2550	228	148
May.....	(a)	.1150	(a)	183	(a)	.1000	b 262	188	8.25	.2550	243	148
June.....	(a)	.1200	(a)	191	(a)	.1050	b 272	197	8.25	.2550	243	148
July.....	1.80	.1300	392	207	1.65	.1150	281	216	8.25	.2550	243	148
August.....	1.80	.1300	392	207	1.65	.1150	281	216	8.63	.2450	254	142
September.....	1.80	.1300	392	207	1.65	.1150	281	216	8.63	.2450	254	142
October.....	1.80	.1100	392	173	1.65	.1000	281	188	8.63	.2350	254	137
November.....	1.80	.1000	392	159	1.65	.0900	281	169	8.63	.2350	254	137
December.....	1.80	.1000	392	159	1.65	.0900	281	169	8.63	.2350	254	137
<b>1918—Year</b> .....		<b>.1060</b>		<b>169</b>		<b>.0948</b>		<b>178</b>		<b>.1967</b>		<b>114</b>
Quarters—												
First.....	1.80	.1000	392	159	1.65	.0900	281	169	8.88	.2183	261	127
Second.....		.1008		160		.0908		170		.1883		109
Third.....		.1108		176		.0983		184		(a)		b 110
Fourth.....		.1125		179		.1000		188		(a)		b 110
Months—												
January.....	1.80	.1000	392	159	1.65	.0900	281	169	8.63	.2250	254	131
February.....	1.80	.1000	392	159	1.65	.0900	281	169	9.00	.2250	265	131
March.....	1.80	.1000	392	159	1.65	.0900	281	169	9.00	.2050	265	119
April.....		.1000		159		.0900		169		.1850		107
May.....		.1000		159		.0900		169		.1900		110
June.....		.1025		163		.0925		174		.1900		110
July.....		.1075		171		.0950		178		(a)		b 110
August.....		.1125		179		.1000		188		(a)		b 110
September.....		.1125		179		.1000		188		(a)		b 110
October.....		.1125		179		.1000		188		(a)		b 110
November.....		.1125		179		.1000		188		(a)		b 110
December.....		.1125		179		.1000		188		(a)		b 110

a No quotation.

b Interpolated.

WHOLESALE PRICES IN NORWAY AND THE UNITED STATES, BY MONTHS QUARTERS, AND YEARS, 1913-1918—Continued.

	Tallow.				Veal.				Zinc.			
	Actual price.		Relative price.		Actual price.		Relative price.		Actual price.		Relative price.	
	Norway.	U. S.	Norway.	U. S.	Norway.	U. S.	Norway.	U. S.	Norway.	U. S.	Norway.	U. S.
Market Unit	Christiana, Kg.	Chi-ago. Pound.			Christiana, Kg.	New York, Pound.			Christiana, Kg.	New York, Pound.		
Base price	Kroner. 0. 55	Dolls. 0. 0716			Kroner. 1. 09	Dolls. 0. 1844			Kroner. 0. 66	Dolls. 0. 0538		
1913—Year	. 54	. 0707	98	99	1. 06	. 1808	98	98	. 67	. 0538	102	100
Quarters—												
First	. 52	. 0678	96	95	1. 05	. 1852	96	100		. 0538		100
Second	. 53	. 0586	98	96	1. 05	. 1672	96	91	. 69	. 0538	105	100
Third	. 54	. 0717	98	100	1. 07	. 1817	99	99	. 67	. 0538	102	100
Fourth	. 55	. 0748	101	104	1. 08	. 1893	100	103	. 65	. 0538	99	100
Months—												
January	. 51	. 0669	93	93	1. 08	. 1850	99	100		. 0538		100
February	. 53	. 0688	97	96	1. 03	. 1850	95	100		. 0538		100
March	. 53	. 0576	97	94	1. 03	. 1856	95	101		. 0538		100
April	. 53	. 0688	97	96	1. 04	. 1675	96	91		. 0538		100
May	. 54	. 0701	99	98	1. 06	. 1640	97	89	. 69	. 0538	105	100
June	. 53	. 0669	97	93	1. 04	. 1700	96	92	. 69	. 0538	105	100
July	. 53	. 0676	97	94	1. 07	. 1700	98	92	. 69	. 0538	105	100
August	. 54	. 0713	99	100	1. 09	. 1795	100	97	. 67	. 0538	101	100
September	. 54	. 0763	99	107	1. 06	. 1956	97	106	. 67	. 0538	101	100
October	. 54	. 0763	99	107	1. 04	. 1930	96	105	. 65	. 0538	99	100
November	. 55	. 0738	101	103	1. 06	. 1850	97	100	. 65	. 0538	99	100
December	. 56	. 0744	102	104	1. 15	. 1900	106	103	. 65	. 0538	99	100
1914—Year	. 52	. 0687	96	96	1. 05	. 1848	96	100	. 67	. 0538	102	100
Quarters—												
First	. 55	. 0713	101	100	1. 12	. 1945	103	105	. 65	. 0538	99	100
Second	. 55	. 0686	101	96	1. 08	. 1722	99	93	. 65	. 0538	99	100
Third	. 48	. 0680	88	95	1. 01	. 1840	93	100	. 65	. 0538	102	100
Fourth	. 51	. 0667	93	93	. 99	. 1893	91	103	. 71	. 0538	109	100
Months—												
January	. 56	. 0713	102	100	1. 15	. 1960	106	106	. 65	. 0538	99	100
February	. 54	. 0719	99	100	1. 11	. 1950	101	106	. 65	. 0538	99	100
March	. 55	. 0707	101	99	1. 09	. 1925	100	104	. 65	. 0538	99	100
April	. 55	. 0694	101	97	1. 03	. 1725	95	94	. 65	. 0538	99	100
May	. 55	. 0694	101	97	1. 14	. 1690	105	92	. 65	. 0538	99	100
June	. 55	. 0669	101	93	1. 06	. 1750	97	95	. 65	. 0538	99	100
July	. 49	. 0657	90	92	1. 04	. 1770	96	96	. 65	. 0538	99	100
August	. 45	. 0657	82	92	1. 04	. 1788	96	97	(a)	. 0538	b102	100
September	. 50	. 0726	92	101	. 95	. 1963	87	106	(a)	. 0538	b104	100
October	. 50	. 0676	92	94	. 94	. 1880	86	102	. 70	. 0538	107	100
November	. 50	. 0657	92	92	. 98	. 1925	90	104	. 72	. 0538	110	100
December	. 53	. 0669	97	93	1. 06	. 1875	97	102	. 72	. 0538	110	100
1915—Year	. 62	. 0693	113	97	1. 29	. 1823	119	99	. 83	. 0667	127	124
Quarters—												
First	. 56	. 0681	102	95	1. 10	. 1917	101	104	. 77	. 0538	117	100
Second	. 59	. 0673	107	94	1. 21	. 1664	112	90	. 81	. 0538	124	100
Third	. 57	. 0638	104	89	1. 28	. 1898	118	103	. 87	. 0763	133	142
Fourth	. 75	. 0777	137	109	1. 58	. 1820	145	99	. 87	. 0830	133	154
Months—												
January	. 53	. 0656	97	92	1. 13	. 1900	104	103	. 74	. 0538	113	100
February	. 56	. 0688	102	96	1. 06	. 1950	97	106	. 76	. 0538	116	100
March	. 59	. 0700	108	98	1. 10	. 1900	101	103	. 81	. 0538	124	100
April	. 58	. 0688	106	96	1. 18	. 1690	109	92	. 81	. 0538	124	100
May	. 59	. 0688	108	96	1. 27	. 1638	117	89	. 81	. 0538	124	100
June	. 59	. 0644	108	90	1. 19	. 1663	109	90	. 81	. 0538	124	100
July	. 57	. 0638	104	89	1. 17	. 1820	108	99	. 87	. 0763	133	142
August	. 57	. 0638	104	89	1. 26	. 1925	116	104	. 87	. 0763	133	142
September	. 57	. 0638	104	89	1. 42	. 1950	131	106	. 87	. 0763	133	142
October	. 61	. 0663	112	93	1. 50	. 1910	138	104	. 87	. 0763	133	142
November	. 81	. 0794	166	111	1. 55	. 1750	143	95	. 87	. 0863	133	160
December	. 72	. 0875	132	122	1. 69	. 1800	155	98	. 87	. 0863	133	160

a No quotations.

b Interpolated.

## WHOLESALE PRICES IN NORWAY AND THE UNITED STATES, BY MONTHS, QUARTERS, AND YEARS, 1913-1918—Continued.

	Tallow.				Veal.				Zinc.			
	Actual price.		Relative price.		Actual price.		Relative price.		Actual price.		Relative price.	
	Norway.	U. S.	Norway.	U. S.	Norway.	U. S.	Norway.	U. S.	Norway.	U. S.	Norway.	U. S.
Market .....	Christia- nlandia. Kg.	Chi- cago. Pound.			Christia- nlandia. Kg.	New York. Pound.			Christia- nlandia. Kg.	New York. Pound.		
Base price.....	Kroner. 0. 55	Dolls. 0. 0716			Kroner. 1. 09	Dolls. 0.1844			Kroner. 0. 66	Dolls. 0. 0538		
1916—Year .....	.81	.0989	148	138	2. 46	.1903	226	103	1. 06	.0919	161	171
Quarters—												
First .....	.70	.0904	128	126	1. 87	.1845	172	100	1. 00	.0863	153	160
Second .....	.72	.1054	131	147	2. 23	.1747	205	95	1. 07	.0863	163	160
Third .....	.80	.0881	146	123	2. 83	.2003	260	109	1. 07	.0975	163	181
Fourth .....	1. 02	.1115	187	156	2. 89	.2000	266	108	1. 09	.0975	166	181
Months—												
January .....	.70	.0856	128	120	1. 90	.1800	175	98	. 92	.0863	140	160
February .....	.70	.0950	128	133	1. 84	.1875	169	102	1. 01	.0863	154	160
March .....	.70	.0906	128	127	1. 88	.1860	173	101	1. 07	.0863	163	160
April .....	.68	.1013	124	141	2. 00	.1688	184	92	1. 07	.0863	163	160
May .....	.72	.1106	132	154	2. 21	.1713	203	93	1. 07	.0863	163	160
June .....	.75	.1044	137	146	2. 47	.1840	227	100	1. 07	.0863	163	160
July .....	.73	.0950	134	133	2. 71	.1950	249	106	1. 07	.0975	163	181
August .....	.73	.0806	134	113	2. 85	.2000	262	108	1. 07	.0975	163	181
September .....	.93	.0888	170	124	2. 93	.2060	269	112	1. 07	.0975	163	181
October .....	1. 05	.1038	192	145	2. 93	.1963	269	106	1. 07	.0975	163	181
November .....	1. 04	.1144	190	160	2. 92	.1963	269	106	1. 10	.0975	168	181
December .....	.98	.1163	179	162	2. 83	.2075	260	113	1. 10	.0975	168	181
1917—Year .....	(a)	.1559	(a)	218	(a)	.2262	(a)	123	1. 34	.1004	204	187
Quarters—												
First .....		.1185		166		.2162		117	1. 13	.0975	172	181
Second .....		.1646		230		.2177		118	1. 17	.0992	178	184
Third .....		.1675		234		.2323		126	1. 40	.1025	214	191
Fourth .....		.1734		242		.2389		130	1. 65	.1025	251	191
Months—												
January .....		.1150		161		.2150		117	1. 12	.0975	171	181
February .....		.1163		162		.2150		117	1. 12	.0975	171	181
March .....		.1238		173		.2180		118	1. 15	.0975	175	181
April .....		.1388		194		.2200		119	1. 15	.0975	175	181
May .....		.1663		232		.2100		114	1. 15	.0975	175	181
June .....		.1888		264		.2220		120	1. 20	.1025	183	191
July .....		.1775		248		.2300		125	1. 40	.1025	214	191
August .....		.1488		208		.2213		120	1. 40	.1025	214	191
September .....		.1756		245		.2430		132	1. 40	.1025	214	191
October .....		.1725		241		.2450		133	1. 40	.1025	214	191
November .....		.1688		236		.2300		125	1. 77	.1025	270	191
December .....		.1788		250		.2400		130	1. 77	.1025	270	191
1918—Year .....	(a)	.1793	(a)	250	(a)	.2737	(a)	148		.1000		186
Quarters—												
First .....		.1752		245		.2492		135	1. 77	.1000	270	186
Second .....		.1734		242		.2562		139		.1000		186
Third .....		.1866		261		.2858		155		.1000		186
Fourth .....		.1818		254		.3035		165		.1000		186
Months—												
January .....		.1763		246		.2500		136	1. 77	.1000	270	186
February .....		.1746		244		.2475		134	1. 77	.1000	270	186
March .....		.1748		244		.2500		136	1. 77	.1000	270	186
April .....		.1747		244		.2625		142		.1000		186
May .....		.1736		242		.2500		136		.1000		186
June .....		.1719		240		.2575		134		.1000		186
July .....		.1781		249		.2675		145		.1000		186
August .....		.1870		261		.2830		153		.1000		186
September .....		.1947		272		.3075		167		.1000		186
October .....		.2000		279		.3050		165		.1000		186
November .....		.1933		270		.3050		165		.1000		186
December .....		.1494		209		.3000		165		.1000		186

a No publication giving 1917 and 1918 figures available in the United States.

WHOLESALE PRICES IN ARGENTINA AND THE UNITED STATES, BY MONTHS, QUARTERS, AND YEARS, 1913-1918.

	Barley.				Beef.				Bonos.			
	Actual price.		Relative price.		Actual price.		Relative price.		Actual price.		Relative price.	
	Arg.	U. S.	Arg.	U. S.	Arg.	U. S.	Arg.	U. S.	Arg.	U. S.	Arg.	U. S.
Market	Buenos Aires.	Chi-cago.	-----	-----	Buenos Aires.	New York.	-----	-----	Buenos Aires.	New York.	-----	-----
Unit	100 kgs.	Bushel	-----	-----	Kg.	Pound.	-----	-----	Ton.	Ton.	-----	-----
Base price	Pesos. 5.03	Dolls. 0.6243	-----	-----	Pesos. 0.37	Dolls. 0.1293	-----	-----	Pesos. 30.92	Dolls. 22.50	-----	-----
1913—Year	5.13	.6263	102	100	.36	.1252	98	97	28.92	22.50	94	100
Quarters—												
First	4.92	.6105	98	96	.34	.1161	91	90	28.00	22.50	91	100
Second	5.40	.5996	107	96	.38	.1256	101	97	28.00	22.50	91	100
Third	5.23	.6571	104	105	.37	.1287	98	100	28.00	22.50	91	100
Fourth	4.98	.6492	99	104	.38	.1291	101	100	31.67	22.50	103	100
Months—												
January	4.45	.6250	89	100	.32	.1144	84	88	28.00	22.50	91	100
February	5.35	.6063	106	97	.33	.1138	87	88	28.00	22.50	91	100
March	4.95	.5790	99	93	.38	.1200	101	93	28.00	22.50	91	100
April	5.55	.5863	110	94	.37	.1300	99	101	28.00	22.50	91	100
May	5.45	.6060	108	97	.39	.1225	103	95	28.00	22.50	91	100
June	5.20	.6050	103	97	.38	.1244	101	96	28.00	22.50	91	100
July	5.15	.5700	102	91	.36	.1285	97	99	28.00	22.50	91	100
August	5.20	.6540	103	105	.38	.1275	101	99	28.00	22.50	91	100
September	5.35	.7263	106	116	.36	.1300	97	101	28.00	22.50	91	100
October	5.20	.6825	103	109	.36	.1300	97	101	31.00	22.50	100	100
November	4.85	.6500	97	104	.39	.1288	103	100	32.00	22.50	104	100
December	4.90	.6150	98	99	.38	.1285	102	99	32.00	22.50	104	100
1914—Year	5.58	.6204	111	99	.38	.1346	102	104	29.67	22.50	96	100
Quarters—												
First	4.82	.6158	96	99	.38	.1302	103	101	32.00	22.50	104	100
Second	5.07	.5778	101	93	.37	.1293	99	100	32.00	22.50	104	100
Third	5.07	.6223	121	100	.42	.1425	112	110	30.67	22.50	99	100
Fourth	6.38	.6658	127	107	.35	.1365	95	106	24.00	22.50	78	100
Months—												
January	4.85	.6390	97	102	.39	.1319	105	102	32.00	22.50	104	100
February	4.75	.6163	95	99	.39	.1306	103	101	32.00	22.50	104	100
March	4.85	.5863	97	94	.38	.1280	101	99	32.00	22.50	104	100
April	4.70	.5750	94	92	.38	.1275	101	99	32.00	22.50	104	100
May	5.05	.5840	101	94	.37	.1300	98	101	32.00	22.50	104	100
June	5.45	.5725	108	92	.37	.1305	98	101	32.00	22.50	104	100
July	5.65	.5338	112	86	.41	.1406	109	109	32.00	22.50	104	100
August	6.15	.6300	122	101	.47	.1444	126	112	32.00	22.50	104	100
September	6.40	.7013	127	112	.38	.1425	102	110	28.00	22.50	87	100
October	6.55	.6540	130	105	.36	.1356	97	105	24.00	22.50	78	100
November	6.50	.6863	129	110	.36	.1400	97	108	24.00	22.50	78	100
December	6.10	.6600	121	106	.34	.1340	91	104	24.00	22.50	78	100
1915—Year	5.21	.7103	104	114	.34	.1255	91	97	22.92	22.50	74	100
Quarters—												
First	5.92	.7850	118	126	.33	.1212	88	94	23.67	22.50	77	100
Second	4.75	.7623	95	122	.27	.1207	71	93	24.00	22.50	78	100
Third	4.98	.6683	99	107	.35	.1350	95	104	21.00	22.50	68	100
Fourth	5.18	.6223	103	100	.42	.1249	112	97	23.00	22.50	74	100
Months—												
January	6.00	.7590	119	122	.34	.1294	91	100	24.00	22.50	78	100
February	6.15	.8188	122	131	.34	.1206	90	93	24.00	22.50	78	100
March	5.60	.7838	111	126	.31	.1135	82	88	23.00	22.50	74	100
April	4.60	.7738	92	124	.27	.1113	71	86	24.00	22.50	78	100
May	4.90	.7770	98	124	.32	.1213	86	94	24.00	22.50	78	100
June	4.75	.7325	95	117	.21	.1295	56	100	24.00	22.50	78	100
July	4.80	.7500	96	120	.32	.1369	86	106	21.00	22.50	68	100
August	5.40	.7013	107	112	.36	.1350	95	104	21.00	22.50	68	100
September	4.75	.5538	95	89	.39	.1331	103	103	21.00	22.50	68	100
October	5.60	.5840	111	94	.44	.1269	117	98	23.00	22.50	74	100
November	5.50	.6175	109	99	.41	.1265	111	98	23.00	22.50	74	100
December	4.45	.6750	89	108	.41	.1213	109	94	23.00	22.50	74	100

a Nominal price.



WHOLESALE PRICES IN ARGENTINA AND THE UNITED STATES, BY MONTHS, QUARTERS, AND YEARS, 1913-1918—Continued.

	Barley.				Beef.				Bones.			
	Actual price.		Relative price.		Actual price.		Relative price.		Actual price.		Relative price.	
	Arg.	U. S.	Arg.	U. S.	Arg.	U. S.	Arg.	U. S.	Arg.	U. S.	Arg.	U. S.
Market	Buenos Aires.	Chi-cago.			Buenos Aires.	New York.			Buenos Aires.	New York.		
Unit.	100 kgs.	Bushel.			Kg.	Pound.			Ton.	Ton.		
Base price..	Pesos. 5. 03	Dolls. 0. 6243			Pesos. 0. 37	Dolls. 0. 1293			Pesos. 30. 92	Dolls. 22. 5000		
1916—Year	4. 89	. 8750	98	140	. 35	. 1339	194	104	21. 50	22. 5000	70	100
Quarters—												
First	4. 46	. 74 <sup>a</sup> 4	89	119	. 38	. 12 <sup>a</sup> 3	102	97	22. 50	22. 5000	73	100
Second	3. 55	. 7446	71	119	. 33	. 1365	88	106	21. 50	22. 5000	70	100
Third	4. 63	. 9029	92	145	. 35	. 1404	94	109	21. 50	22. 5000	70	100
Fourth	6. 93	1. 1050	138	177	. 34	. 1317	91	102	20. 50	22. 5000	66	100
Months—												
January	4. 85	. 7630	97	122	. 40	. 1238	107	96	23. 00	22. 5000	74	100
February	4. 63	. 7538	92	121	. 39	. 1233	103	95	23. 00	22. 5000	74	100
March	3. 90	. 7150	78	115	. 36	. 1288	97	100	21. 50	22. 5000	70	100
April	3. 75	. 7390	75	117	. 33	. 1281	89	99	21. 50	22. 5000	70	100
May	3. 60	. 7550	72	121	. 33	. 1313	87	102	(a)	22. 5000	<sup>b</sup> 70	100
June	3. 30	. 7488	66	120	. 33	. 1500	87	116	21. 50	22. 5000	70	100
July	4. 20	. 7420	84	119	. 33	. 1425	87	110	21. 50	22. 5000	70	100
August	4. 85	. 9288	97	149	. 34	. 1400	90	108	21. 50	22. 5000	70	100
September	4. 85	1. 0430	97	167	. 40	. 1388	106	107	21. 50	22. 5000	70	100
October	6. 15	1. 0675	122	171	. 38	. 1300	102	101	20. 50	22. 5000	66	100
November	8. 15	1. 1463	162	184	. 31	. 1325	83	102	20. 50	22. 5000	66	100
December	6. 50	1. 1020	129	177	. 33	. 1325	87	102	20. 50	22. 5000	66	100
1917—Year	9. 12	1. 3232	182	212	. 31	. 1640	84	127	21. 00	27. 3333	68	121
Quarters—												
First	8. 60	1. 1988	171	192	. 29	. 1432	79	111	20. 50	26. 0000	66	116
Second	11. 12	1. 3800	221	221	. 28	. 1642	76	127	20. 50	26. 0000	66	116
Third	10. 60	1. 3523	211	217	. 32	. 1733	86	134	20. 50	26. 0000	66	116
Fourth	6. 17	1. 3615	213	218	. 36	. 1752	96	135	22. 50	31. 3333	73	139
Months—												
January	8. 00	1. 2000	159	192	. 30	. 1365	79	106	20. 50	26. 0000	66	116
February	8. 80	1. 1688	175	187	. 28	. 1463	74	113	20. 50	26. 0000	66	116
March	9. 00	1. 2220	179	196	. 31	. 1485	83	115	20. 50	26. 0000	66	116
April	10. 40	1. 3688	207	219	. 28	. 1631	74	126	20. 50	26. 0000	66	116
May	11. 30	1. 4538	225	233	. 30	. 1625	80	126	20. 50	26. 0000	66	116
June	11. 65	1. 3300	231	213	. 27	. 1675	72	130	20. 50	26. 0000	66	116
July	12. 40	1. 4150	247	227	. 28	. 1685	75	130	20. 50	26. 0000	66	116
August	10. 90	1. 3325	217	213	. 34	. 1706	90	132	20. 50	26. 0000	66	116
September	8. 50	1. 3180	169	211	. 35	. 1819	93	141	20. 50	26. 0000	66	116
October	6. 75	1. 3063	134	209	. 42	. 1725	113	133	22. 50	32. 0000	73	142
November	6. 50	1. 2838	129	206	. 34	. 1688	90	131	22. 50	32. 0000	73	142
December	5. 25	1. 4680	104	235	. 32	. 1850	84	143	22. 50	30. 0000	73	133
1918—Year		1. 4611		234		2. 083		161		30. 0000		133
Quarters—												
First	6. 53	1. 8131	130	290	. 34	. 1758	90	136	22. 50	30. 0000	73	133
Second	5. 55	1. 4435	110	231	. 36	. 2231	98	173	22. 50	30. 0000	73	133
Third	5. 05	1. 1225	101	180	. 39	. 2215		171	22. 50	30. 0000	73	133
Fourth		. 9625		154		. 2138		165		30. 0000		133
Months—												
January	6. 50	1. 5263	129	244	. 33	. 1790	87	138	22. 50	30. 0000	73	133
February	6. 75	1. 8175	134	291	. 34	. 1725	91	133	22. 50	30. 0000	73	133
March	6. 35	2. 0390	126	327	. 35	. 1750	93	135	22. 50	30. 0000	73	133
April	5. 75	1. 7263	114	277	. 37	. 2063	98	160	22. 50	30. 0000	73	133
May	5. 50	1. 4538	109	233	. 37	. 2200	98	170	22. 50	30. 0000	73	133
June	5. 40	1. 2090	107	194	. 36	. 2431	97	188	22. 50	30. 0000	73	133
July	5. 20	1. 1225	103	180	. 39	. 2140	105	166	22. 50	30. 0000	73	133
August	4. 90	(a)	98	<sup>b</sup> 176		. 2163		167	22. 50	30. 0000	73	133
September		(a)		<sup>b</sup> 168		. 2363		183	22. 50	30. 0000	73	133
October		(a)		<sup>b</sup> 160		. 2035		157	22. 50	30. 0000	73	133
November		. 9700		155		. 2163		167	22. 50	30. 0000	73	133
December		. 9588		154		. 2275		176		30. 0000		133

a No quotation.

b Interpolated.

WHOLESALE PRICES IN ARGENTINA AND THE UNITED STATES, BY MONTHS, QUARTERS, AND YEARS, 1913-1918—Continued.

	Bran.				Calves.				Corn.			
	Actual price.		Relative price.		Actual price.		Relative price.		Actual price.		Relative price.	
	Arg.	U. S.	Arg.	U. S.	Arg.	U. S.	Arg.	U. S.	Arg.	U. S.	Arg.	U. S.
<b>Market</b> .....	<b>Buenos Aires.</b>	<b>Minneapolis.</b>			<b>Buenos Aires.</b>	<b>New York.</b>			<b>Buenos Aires.</b>	<b>Chi-cago.</b>		
<b>Unit</b> .....	<b>100kgs.</b>	<b>Ton.</b>			<b>Head.</b>	<b>100lbs.</b>			<b>100kgs.</b>	<b>Bushel</b>		
<b>Base price</b> .....	<i>Pesos.</i>	<i>Dolls.</i>			<i>Pesos.</i>	<i>Dolls.</i>			<i>Pesos.</i>	<i>Dolls.</i>		
	4.39	20.6887			55.21	12.0083			5.30	0.6797		
1913—Year.....	3.96	18.3654	90	*89	53.54	12.0396	97	100	5.28	.6150	99	90
Quarters—												
First.....	3.71	18.0729	84	87	52.50	12.1667	95	101	4.96	.4880	93	72
Second.....	3.73	16.4231	85	79	52.50	11.1667	95	93	5.22	.5742	98	84
Third.....	4.14	19.1339	94	92	53.33	11.7833	97	98	5.32	.7105	100	105
Fourth.....	4.28	19.7500	97	95	55.83	13.0417	101	109	5.50	.6946	104	102
Months—												
January.....	3.83	19.2188	87	93	52.50	12.2500	95	102	(a)	.4788	(a)	70
February.....	3.63	18.0938	82	87	52.50	12.3750	95	103	4.98	.4891	94	72
March.....	3.68	16.9063	84	82	52.50	11.8750	95	99	4.94	.4945	93	73
April.....	3.48	16.1000	79	78	52.50	12.0000	95	100	5.15	.5481	97	81
May.....	3.63	16.4063	82	79	52.50	10.3750	95	86	5.11	.5688	96	84
June.....	4.08	16.8438	93	81	52.50	11.1250	95	93	5.40	.6072	102	89
July.....	4.10	16.7750	93	81	55.00	10.8750	100	91	5.09	.6150	96	90
August.....	4.15	19.8125	94	96	52.50	11.8750	95	99	5.16	.7385	97	109
September.....	4.18	20.9500	95	101	52.50	12.6000	95	105	5.73	.7472	108	110
October.....	4.23	19.5000	96	94	55.00	13.3750	100	111	5.78	.6950	105	102
November.....	4.23	19.3438	96	93	55.00	12.8750	100	107	5.48	.7183	103	106
December.....	4.38	20.2750	99	98	57.50	12.8750	104	107	5.46	.6647	103	98
1914—Year.....	4.29	21.0168	98	102	55.42	11.9203	100	99	5.05	.6950	95	102
Quarters—												
First.....	4.66	22.7692	106	110	57.50	12.5833	104	105	5.15	.6243	97	92
Second.....	4.50	21.2212	102	103	54.17	10.6250	98	88	5.24	.6918	99	102
Third.....	4.53	19.8654	103	96	55.00	12.2250	100	102	5.15	.7727	97	114
Fourth.....	3.48	20.2115	79	98	55.00	12.2500	100	102	4.65	.6911	88	102
Months—												
January.....	4.33	21.6563	98	105	57.50	13.3750	104	111	5.10	.6175	96	91
February.....	4.90	22.2500	111	108	57.50	12.0000	104	100	5.23	.6169	98	91
March.....	4.75	24.0750	108	116	57.50	13.3750	104	111	5.13	.6403	96	94
April.....	4.30	22.6563	98	110	55.00	11.6250	100	97	5.08	.6678	96	98
May.....	4.60	22.0000	105	106	55.00	9.3750	100	78	5.50	.6930	104	102
June.....	4.60	19.4500	105	94	52.50	10.8750	95	91	5.14	.7144	97	105
July.....	4.80	18.0313	109	87	55.00	11.1250	100	93	5.30	.7060	100	104
August.....	5.05	21.1563	115	102	55.00	12.3000	100	102	5.30	.8130	100	120
September.....	3.75	20.3000	85	98	55.00	13.2500	100	110	4.85	.7891	91	116
October.....	3.35	18.7813	76	91	55.00	12.0000	100	100	4.38	.7338	82	108
November.....	3.85	20.5938	88	100	55.00	11.6250	100	97	4.85	.6863	91	101
December.....	3.25	21.0500	74	102	55.00	13.1250	100	109	4.73	.6425	89	95
1915—Year.....	2.57	20.0409	59	97	54.79	12.1354	99	101	4.96	.7250	93	107
Quarters—												
First.....	2.45	22.1154	56	107	55.00	12.7083	100	106	5.13	.7201	97	106
Second.....	2.18	20.3846	50	99	55.00	10.4583	100	87	5.14	.7514	97	111
Third.....	3.04	19.4712	69	94	55.00	12.7083	100	106	4.65	.7740	88	114
Fourth.....	2.62	18.1923	60	88	54.17	12.6667	98	105	4.90	.6339	92	93
Months—												
January.....	2.40	22.8125	55	110	55.00	12.3750	100	103	4.83	.7135	91	105
February.....	2.55	22.8438	58	110	55.00	12.8750	100	107	5.43	.7325	102	108
March.....	2.40	20.9750	55	101	55.00	12.8750	100	107	5.15	.7160	97	105
April.....	2.15	22.0625	49	107	55.00	11.8750	100	99	5.43	.7510	102	110
May.....	2.15	19.7500	49	95	55.00	8.8750	100	74	5.33	.7585	100	112
June.....	2.25	19.5500	51	95	55.00	10.6250	100	88	4.68	.7431	88	109
July.....	2.85	20.4063	65	99	55.00	11.7500	100	98	4.70	.7878	89	116
August.....	3.20	19.7750	73	96	55.00	13.0000	100	108	4.65	.8013	88	118
September.....	3.08	18.1563	70	88	55.00	13.3750	100	111	4.60	.7431	87	109
October.....	3.05	18.2500	69	88	55.00	13.3750	100	111	4.83	.6246	91	92
November.....	2.90	18.0000	66	87	52.50	12.3750	95	103	5.03	.6291	95	93
December.....	1.90	18.3750	43	89	55.00	12.2500	100	102	4.85	.6575	91	97

a No quotation.

## WHOLESALE PRICES IN ARGENTINA AND THE UNITED STATES, BY MONTHS, QUARTERS, AND YEARS, 1913-1918-Continued.

	Bran.				Calves.				Corn.			
	Actual price.		Relative price.		Actual price.		Relative price.		Actual price.		Relative price.	
	Arg.	U. S.	Arg.	U. S.	Arg.	U. S.	Arg.	U. S.	Arg.	U. S.	Arg.	U. S.
<b>Market</b> .....	<b>Buenos Aires.</b>	<b>Minneapolis.</b>			<b>Buenos Aires.</b>	<b>New York.</b>			<b>Buenos Aires.</b>	<b>Chicago.</b>		
<b>Unit</b> .....	100 kgs.	Ton.			Head	100 lbs.			100 kgs.	Bushel		
<b>Base price</b> .....	<b> Pesos. 4.39</b>	<b> Dolls. 20.6887</b>			<b> Pesos. 55.21</b>	<b> Dolls. 12.0083</b>			<b> Pesos. 5.30</b>	<b> Dolls. 0.6797</b>		
<b>1916-Year</b> .....	<b>3.18</b>	<b>20.5481</b>	<b>72</b>	<b>99</b>	<b>54.58</b>	<b>12.4375</b>	<b>99</b>	<b>104</b>	<b>5.58</b>	<b>.8307</b>	<b>105</b>	<b>122</b>
<b>Quarters-</b>												
<b>First</b> .....	1.79	18.6923	41	90	55.00	12.3333	100	103	5.20	.7306	98	107
<b>Second</b> .....	2.05	18.3654	47	89	60.00	10.7917	109	90	4.27	.7344	80	108
<b>Third</b> .....	3.17	19.5962	72	95	55.00	13.2500	100	110	4.71	.8407	89	124
<b>Fourth</b> .....	5.73	25.5385	130	123	48.33	13.3750	88	111	8.15	.9464	154	139
<b>Months-</b>												
<b>January</b> .....	1.65	18.6563	38	90	55.00	12.3750	100	103	5.15	.7500	97	110
<b>February</b> .....	1.58	19.2250	36	93	55.00	12.0000	100	100	5.40	.7375	102	109
<b>March</b> .....	2.15	18.0625	49	87	55.00	12.6250	100	105	5.05	.7158	95	105
<b>April</b> .....	2.15	18.5000	49	89	70.00	10.5000	127	87	4.70	.7417	89	109
<b>May</b> .....	2.10	18.6750	48	90	55.00	9.7500	100	81	4.13	.7500	78	110
<b>June</b> .....	1.90	17.8438	43	86	55.00	12.1250	100	101	3.98	.7157	75	105
<b>July</b> .....	2.20	17.7188	50	86	55.00	12.7500	100	106	4.25	.7757	80	114
<b>August</b> .....	3.45	29.9500	79	96	55.00	13.3750	100	111	4.78	.8625	90	127
<b>September</b> .....	3.85	21.0313	88	102	55.00	13.6250	100	113	5.10	.8569	96	126
<b>October</b> .....	5.53	24.3250	126	118	55.00	13.8750	100	116	6.55	.9572	123	141
<b>November</b> .....	6.70	27.1563	152	123	45.00	12.3750	82	103	9.43	.9728	178	143
<b>December</b> .....	4.95	5.4375	113	231	45.00	13.8750	82	116	8.48	.9092	160	134
<b>1917-Year</b> .....	<b>4.50</b>	<b>32.3676</b>	<b>103</b>	<b>156</b>	<b>46.04</b>	<b>15.6354</b>	<b>83</b>	<b>130</b>	<b>9.89</b>	<b>1.5821</b>	<b>137</b>	<b>233</b>
<b>Quarters-</b>												
<b>First</b> .....	5.58	31.7981	127	154	45.00	15.0000	82	125	9.05	1.0416	169	153
<b>Second</b> .....	5.92	32.5000	135	157	45.00	15.0417	82	125	11.18	1.5956	211	235
<b>Third</b> .....	3.45	31.2212	79	151	42.50	16.2083	77	135	11.30	1.9926	213	293
<b>Fourth</b> .....	3.07	34.0833	70	165	51.67	16.2917	94	136	7.76	1.8446	146	271
<b>Months-</b>												
<b>January</b> .....	5.00	28.8250	114	139	45.00	15.7500	82	131	(a)	.9850	<i>b</i> 166	145
<b>February</b> .....	6.00	32.5000	137	157	45.00	15.8750	82	132	9.10	.9950	172	146
<b>March</b> .....	5.75	34.8125	131	168	45.00	13.3750	82	111	9.00	1.1243	170	165
<b>April</b> .....	6.75	38.5000	154	186	45.00	16.3750	82	136	9.60	1.4722	181	217
<b>May</b> .....	5.75	32.7000	131	158	45.00	13.7500	82	115	11.10	1.6466	209	242
<b>June</b> .....	5.25	26.2500	119	127	45.00	15.0000	82	125	12.85	1.6921	242	249
<b>July</b> .....	3.75	32.5500	85	157	47.50	15.8750	86	132	12.80	2.0478	241	301
<b>August</b> .....	3.50	30.6250	80	148	40.00	15.8750	72	132	12.25	1.7917	230	264
<b>September</b> .....	3.10	30.1563	71	146	40.00	16.8750	72	141	8.85	2.0881	167	307
<b>October</b> .....	2.75	30.7250	63	149	52.50	16.8750	95	141	7.75	1.9944	146	293
<b>November</b> .....	3.00	33.5938	68	162	55.00	16.1250	100	134	8.28	2.2500	156	331
<b>December</b> .....	3.45	40.3333	79	195	47.50	15.8750	86	132	7.25	1.5935	137	234
<b>1918-Year</b> .....		<b>31.8183</b>		<b>154</b>		<b>18.8646</b>		<b>157</b>		<b>1.4942</b>		<b>220</b>
<b>Quarters-</b>												
<b>First</b> .....	3.40	34.2517	77	166	45.00	18.1667	82	151	6.90	1.6314	130	240
<b>Second</b> .....	4.10	32.8358	93	159	38.33	17.5417	69	149	5.05	1.4817	95	218
<b>Third</b> .....	5.18	28.7846	139	149	46.67	19.2083	85	160	.....	1.5725	.....	231
<b>Fourth</b> .....	.....	31.6046	.....	153	.....	20.5417	.....	171	.....	1.3150	.....	193
<b>Months-</b>												
<b>January</b> .....	3.10	34.5500	71	167	47.50	17.3750	86	145	6.90	1.5975	130	235
<b>February</b> .....	3.30	34.4967	75	167	47.50	18.8750	86	157	7.00	1.6750	132	246
<b>March</b> .....	3.80	33.6950	86	163	40.00	18.2500	72	152	6.80	1.6375	128	241
<b>April</b> .....	4.10	33.4780	93	162	40.00	20.8750	72	174	5.55	1.5333	105	226
<b>May</b> .....	4.10	32.3188	93	156	35.00	15.6250	63	130	4.75	(a)	90	<i>b</i> 213
<b>June</b> .....	4.10	32.5500	93	157	40.00	16.1250	72	134	4.85	1.4300	91	210
<b>July</b> .....	4.90	26.8650	112	130	40.00	18.3750	72	153	5.50	1.5250	104	224
<b>August</b> .....	5.45	30.1900	124	146	45.00	18.3750	82	153	5.95	1.6250	112	239
<b>September</b> .....	.....	29.7538	.....	144	55.00	20.8750	100	174	.....	1.5358	.....	226
<b>October</b> .....	.....	29.3940	.....	142	55.00	20.8750	100	174	.....	1.2533	.....	184
<b>November</b> .....	.....	29.0750	.....	141	47.50	19.8750	86	166	.....	1.2725	.....	187
<b>December</b> .....	.....	35.8390	.....	173	.....	20.8750	.....	174	.....	1.4050	.....	207

a No quotation.

b Interpolated.

WHOLESALE PRICES IN ARGENTINA AND THE UNITED STATES, BY MONTHS, QUARTERS, AND YEARS, 1913-1918—Continued.

	Flaxseed.				Flour.				Hides, ox, heavy.			
	Actual price.		Relative price.		Actual price.		Relative price.		Actual price.		Relative price.	
	Arg.	U. S.	Arg.	U. S.	Arg.	U. S.	Arg.	U. S.	Arg.	U. S.	Arg.	U. S.
<b>Market.....</b>	Buenos Aires.	Minneapolis.			Buenos Aires.	Kansas City.			Buenos Aires.	Chicago.		
<b>Unit.....</b>	100 kgs.	Bushel.			10 kgs.	Barrel.			10 kgs.	Pound.		
<b>Base price...</b>	Pesos. 11.90	Dolls. 1.4722			Pesos. 1.28	Dolls. 4.0091			Pesos. 15.79	Dolls. 0.1861		
1913—Year.....	11.35	1.3490	95	92	1.24	4.0115	97	100	15.54	.1839	98	99
Quarters—												
First.....	10.51	1.2984	88	88	1.16	3.9096	91	98	15.30	.1838	97	99
Second.....	11.12	1.2913	93	88	1.24	4.0519	97	101	14.92	.1713	94	92
Third.....	12.09	1.4104	102	96	1.27	4.1154	100	103	16.00	.1838	101	99
Fourth.....	11.40	1.3959	96	95	1.30	3.9692	102	99	15.87	.1967	101	106
Months—												
January.....		1.2563		85	1.21	3.9188	95	98	15.50	.1913	98	103
February.....	10.65	1.3525	89	92	1.13	3.9375	89	98	15.20	.1800	96	97
March.....	10.38	1.2863	87	87	1.13	3.8800	88	97	15.20	.1800	96	97
April.....	10.83	1.2525	91	85	1.23	3.9875	96	99	14.30	.1725	90	93
May.....	11.45	1.3275	96	90	1.25	4.0250	98	100	15.45	.1663	98	89
June.....	11.08	1.2938	93	88	1.25	4.1500	98	104	15.00	.1750	95	94
July.....	11.90	1.3613	100	92	1.27	4.1000	99	102	15.00	.1763	95	95
August.....	12.40	1.4125	104	96	1.29	4.0700	101	102	16.45	.1863	104	100
September.....	11.98	1.4575	101	99	1.26	4.1875	99	104	16.75	.1888	106	101
October.....	11.43	1.4250	96	97	1.29	4.0125	101	100	16.90	.1975	107	106
November.....	11.20	1.3613	94	92	1.32	3.9500	103	99	15.60	.1975	98	106
December.....	11.59	1.4013	97	95	1.29	3.9500	101	99	15.10	.1950	96	105
1914—Year.....	11.69	1.5251	98	104	1.38	4.3529	108	109	14.84	.1963	94	105
Quarters—												
First.....	11.71	1.5154	98	103	1.28	3.9577	101	99	16.40	.1813	104	97
Second.....	12.41	1.5671	104	106	1.25	3.9942	98	100	14.82	.1825	94	98
Third.....	13.43	1.6233	107	110	1.43	4.3788	112	109	14.75	.2029	93	105
Fourth.....	9.81	1.3946	82	95	1.54	5.0808	121	127	13.38	.2183	85	117
Months—												
January.....	11.59	1.4725	97	100	1.25	3.9500	98	99	16.55	.1800	105	97
February.....	11.50	1.4900	97	101	1.30	3.9500	102	99	16.55	.1825	105	98
March.....	12.04	1.5838	101	108	1.30	3.9750	102	99	16.10	.1813	102	97
April.....	12.20	1.5600	103	106	1.25	4.0000	98	100	14.75	.1800	93	97
May.....	12.28	1.5413	103	105	1.26	4.0000	99	100	14.85	.1825	94	98
June.....	12.75	1.6000	107	109	1.25	3.9813	98	99	14.85	.1850	94	99
July.....	13.25	1.5800	111	107	1.28	3.5750	100	89	14.85	.1938	94	104
August.....	13.60	1.6800	114	114	1.53	4.2300	120	106	14.70	.2050	93	110
September.....	(a)	1.6100	b 96	109	1.50	5.3688	118	134	14.70	.2100	93	113
October.....	9.35	1.4025	79	95	1.50	5.0750	118	127	12.15	.2125	77	114
November.....	10.40	1.3350	87	91	1.55	4.9750	121	124	14.25	.2175	90	117
December.....	9.68	1.4463	81	98	1.58	5.1938	123	130	13.75	.2250	87	121
1915—Year.....	10.69	1.7940	90	122	1.73	5.8528	135	146	14.66	.2420	93	130
Quarters—												
First.....	9.53	1.7813	80	121	1.88	6.6462	147	166	14.20	.2317	90	125
Second.....	10.58	1.8517	89	126	1.81	6.4481	142	161	13.47	.2092	85	112
Third.....	10.84	1.6642	91	113	1.69	5.3596	133	134	15.40	.2654	98	143
Fourth.....	11.80	1.8788	99	128	1.53	5.0214	120	125	15.58	.2617	99	141
Months—												
January.....	9.35	1.6150	79	110	1.76	6.2450	138	156	14.95	.2300	95	124
February.....	9.58	1.8925	80	129	1.93	7.0188	151	175	14.40	.2350	91	126
March.....	9.65	1.8393	81	125	1.95	6.7750	153	169	13.25	.2300	84	124
April.....	9.58	1.8675	80	127	1.85	6.8000	145	170	13.55	.1875	86	101
May.....	11.23	1.9525	94	133	1.85	6.6800	145	167	13.55	.2075	86	111
June.....	10.93	1.7350	92	118	1.73	5.8063	135	145	13.30	.2325	84	125
July.....	10.98	1.7100	92	116	1.75	5.5750	137	139	15.00	.2575	95	138
August.....	10.68	1.6100	90	109	1.73	5.5375	135	138	15.65	.2738	99	147
September.....	10.88	1.6725	91	114	1.60	4.9125	125	123	15.55	.2650	99	142
October.....	11.80	1.7850	99	121	1.55	4.9050	121	122	15.75	.2650	100	142
November.....	12.30	1.8500	103	126	1.55	4.9750	121	124	15.75	.2625	100	141
December.....	11.30	2.0013	95	136	1.50	5.1750	118	129	15.25	.2575	97	138

a No quotation.

b Interpolated.

## WHOLESALE PRICES IN ARGENTINA AND THE UNITED STATES, BY MONTHS, QUARTERS, AND YEARS, 1913-1918.—Continued.

	Flaxseed.				Flour.				Hides, ox, heavy.			
	Actual price.		Relative price.		Actual price.		Relative price.		Actual price.		Relative price.	
	Arg.	U. S.	Arg.	U. S.	Arg.	U. S.	Arg.	U. S.	Arg.	U. S.	Arg.	U. S.
Market.....	Buenos Aires.	Minneapolis.			Buenos Aires.	Kansas City.			Buenos Aires.	Chicago.		
Unit.....	100 kgs.	Bushel.			10 kgs.	Barrel.			10 kgs.	Pound.		
Base price...	<i>Pesos.</i>	<i>Dolls.</i>			<i>Pesos.</i>	<i>Dolls.</i>			<i>Pesos.</i>	<i>Dolls.</i>		
1916—Year.....	11.90	1.4722			1.28	4.0091			15.79	0.1861		
Quarters—												
First.....	14.56	2.2283	122	151	1.41	6.3644	110	159	17.01	.2618	108	141
Second.....	2.06	2.2508	101	153	1.29	5.5375	101	138	15.42	.2317	98	125
Third.....	11.08	2.0450	93	139	1.09	5.0423	86	126	16.00	.2458	101	132
Fourth.....	13.30	1.9933	112	135	1.33	6.4464	104	161	17.12	.2642	109	142
Months—												
January.....	21.82	2.6242	183	178	1.92	8.3615	150	209	19.50	.3054	124	164
February.....	12.13	2.1700	102	147	1.40	5.7500	110	143	14.75	.2300	93	124
March.....	12.40	2.2725	104	154	1.33	5.7375	104	143	15.25	.2375	97	128
April.....	11.65	2.3100	98	157	1.15	5.1250	90	128	16.25	.2275	103	122
May.....	11.45	2.1975	96	149	1.15	5.1950	90	130	16.50	.2225	105	120
June.....	10.70	2.0725	90	141	1.10	5.0813	86	127	16.00	.2475	101	133
July.....	11.10	1.8650	93	127	1.03	4.8125	80	120	15.50	.2675	98	144
August.....	12.18	1.7900	102	122	1.03	5.1350	80	128	16.50	.2700	105	145
September.....	13.38	2.1000	112	143	1.38	6.9000	108	172	17.25	.2625	109	141
October.....	14.35	2.0900	121	142	1.58	7.3950	123	184	17.60	.2600	111	140
November.....	19.35	2.4400	163	166	1.88	8.0750	147	201	18.50	.2663	117	143
December.....	23.35	2.6425	196	179	2.05	9.0688	161	226	21.50	.3150	136	169
1917—Year.....	22.75	2.7900	191	190	1.83	8.0250	143	200	18.50	.3350	117	180.
Quarters—												
First.....	21.20	3.0933	178	210	2.38	10.9495	187	273	19.36	.3273	123	176
Second.....	22.07	2.8317	185	192	1.94	8.8692	152	221	21.58	.3192	137	172
Third.....	22.91	3.1033	192	211	2.43	13.0442	191	325	19.75	.3167	125	170
Fourth.....	21.88	3.1883	184	217	2.61	11.6269	204	290	18.00	.3267	114	176
Months—												
January.....	17.97	3.2500	151	221	2.54	10.2577	199	256	17.50	.3467	111	186
February.....	23.65	2.8625	199	194	1.98	8.8250	155	220	21.25	.3350	135	180
March.....	21.55	2.8500	181	194	1.85	8.3750	145	209	21.00	.3175	133	171
April.....	21.00	2.7825	176	189	2.00	9.3000	157	232	22.50	.3050	143	164
May.....	21.95	2.9650	184	201	2.08	11.9125	163	297	22.00	.3050	139	164
June.....	24.00	3.2550	202	221	2.50	14.4375	196	360	19.00	.3150	120	169
July.....	22.78	3.0900	191	210	2.73	12.8350	214	320	18.25	.3300	116	177
August.....	21.75	2.8450	183	193	2.70	11.9500	212	298	18.00	.3300	114	177
September.....	22.00	3.3250	185	226	2.58	12.4125	202	310	17.75	.3200	112	172
October.....	21.88	3.3950	184	231	2.55	10.7400	200	268	18.25	.3300	116	177
November.....	19.55	3.3050	164	224	2.68	10.5000	210	262	(a)	.3375	b114	181
December.....	18.55	3.2200	156	219	2.58	10.3125	202	257	17.75	.3525	112	189
1918—Year.....	15.80	3.2250	133	219	2.38	10.0200	186	250	17.25	.3500	109	188
Quarters—												
First.....	3.9484			268		10.2542		256		3.0000		161
Second.....	19.86	3.8348	167	260	2.05	10.2269	161	255	16.15	.2969	102	160
Third.....	23.77	3.9663	200	269	1.88	10.3521	147	258	(a)	.3048	(a)	164
Fourth.....		4.3342		294		10.3304		258	(a)	.3080	(a)	166
Months—												
January.....		3.6584		249		10.1150		252		.2933		158
February.....	17.40	3.5890	146	244	2.10	10.1000	165	252	16.15	.3280	102	176
March.....	20.55	3.7569	173	255	2.08	10.2500	163	256	(a)	.2925	(a)	157
April.....	21.63	4.2200	182	287	1.98	10.3100	155	257	(a)	.2625	(a)	141
May.....	23.45	4.0755	197	277	1.95	10.3063	153	257	(a)	.2719	(a)	146
June.....	23.80	3.9206	200	266	1.88	10.3750	147	259	(a)	.3110	(a)	167
July.....	24.05	3.8756	202	263	1.80	10.3750	141	259	(a)	.3300	(a)	177
August.....	25.15	4.4150	211	300	1.76	10.5913	138	264	(a)	.3240	(a)	174
September.....	25.48	4.3700	214	297	1.73	10.2660	135	256	(a)	.3000	(a)	161
October.....		4.1975		285		10.1500		253	(a)	.3000	(a)	161
November.....		3.6480		248		10.1375		253	15.50	.3000	98	161
December.....		3.7913		258		10.2470		256		.2900		156
		3.5360		240		9.9275		248		.2900		156

a No quotation.

b Interpolated.

WHOLESALE PRICES IN ARGENTINA AND THE UNITED STATES, BY MONTHS, QUARTERS, AND YEARS, 1913-1918—Continued.

	Oats.				Pork.				Rapeseed.			
	Actual price.		Relative price.		Actual price.		Relative price.		Actual price.		Relative price.	
	Arg.	U. S.	Arg.	U. S.	Arg.	U. S.	Arg.	U. S.	Arg.	U. S.	Arg.	U. S.
Market .....	Buenos Aires.	Chi-ago.	.....	.....	Buenos Aires.	Chi-ago.	.....	.....	Buenos Aires.	New York.	.....	.....
Unit .....	100 kgs.	Bushel.	.....	.....	Kg....	Pound.	.....	.....	100 kgs.	Pound.	.....	.....
Base price...	Pesos.	Dolls.	.....	.....	Pesos.	Dolls.	.....	.....	Pesos.	Dolls.	.....	.....
	5.60	0.4005			0.67	0.1535			10.11	0.0600		
1913—Year .....	5.54	.3802	99	95	.72	.1486	108	97	9.91	.0601	98	100
Quarters—												
First .....	5.00	.3311	89	83	.72	.1304	107	85	10.25	.0604	101	101
Second .....	5.66	.3776	101	94	.80	.1474	119	96	8.83	.0600	87	100
Third .....	5.62	.4159	100	104	.69	.1642	103	107	11.20	.0600	111	100
Fourth .....	5.78	.3988	103	100	.67	.1525	101	99	10.18	.0600	101	100
Months—												
January .....	(a)	.3324	(a)	83	.68	.1263	101	82	.....	.0613	.....	102
February .....	5.00	.3347	89	84	.70	.1175	104	77	b 10.25	.0600	101	100
March .....	5.00	.3271	89	82	.78	.1440	116	94	.....	.0600	.....	100
April .....	5.45	.3466	97	87	.79	.1572	118	102	9.15	.0600	91	100
May .....	5.85	.3786	104	95	.80	.1450	120	95	.....	.0600	.....	100
June .....	5.68	.4075	101	102	.80	.1406	120	92	8.50	.0600	84	100
July .....	5.63	.3940	100	98	.69	.1544	104	101	.....	.0600	.....	100
August .....	5.63	.4208	100	105	.69	.1575	104	103	11.20	.0600	111	100
September .....	5.60	.4263	100	106	.69	.1825	103	119	.....	.0600	.....	100
October .....	(a)	.3972	c 102	99	.65	.1713	98	112	10.00	.0600	99	100
November .....	5.83	.3970	104	99	.66	.1530	99	100	.....	.0600	.....	100
December .....	5.73	.4027	102	101	.70	.1331	105	87	10.35	.0600	102	100
1914—Year .....	6.38	.4239	114	106	.58	.1543	87	101	9.90	.0595	98	99
Quarters—												
First .....	5.43	.3917	97	98	.72	.1431	107	93	8.85	.0600	88	100
Second .....	5.64	.3969	101	99	.59	.1542	89	100	10.15	.0600	100	100
Third .....	6.98	.4269	125	107	.52	.1715	78	112	10.25	.0600	101	100
Fourth .....	7.48	.4802	133	120	.49	.1485	74	97	10.13	.0575	100	96
Months—												
January .....	5.38	.3889	96	97	.72	.1400	107	91	.....	.0600	.....	100
February .....	5.45	.3941	97	98	.73	.1456	109	95	8.85	.0600	88	100
March .....	5.45	.3930	97	98	.71	.1444	106	94	.....	.0600	.....	100
April .....	5.38	.3910	96	98	.64	.1594	95	104	10.15	.0600	100	100
May .....	5.60	.3985	100	100	.60	.1610	89	105	.....	.0600	.....	100
June .....	5.95	.4008	106	100	.54	.1406	81	92	(a)	.0600	(a)	100
July .....	6.00	.3722	107	93	.51	.1619	77	105	.....	.0600	.....	100
August .....	7.50	.4193	134	105	.52	.1715	78	112	10.25	.0600	101	100
September .....	7.43	.4911	133	123	.53	.1813	80	118	.....	(a)	.....	c 99
October .....	7.58	.4679	135	117	.53	.1740	79	113	10.10	(a)	100	c 97
November .....	7.90	.4864	141	121	.48	.1488	71	97	.....	.0575	.....	96
December .....	6.95	.4895	124	122	.48	.1163	71	76	10.15	.0575	100	96
1915—Year .....	6.91	.4805	124	120	.47	.1429	71	93	10.89	.0889	108	148
Quarters—												
First .....	7.91	.5612	141	140	.51	.1119	76	73	10.80	.0800	104	133
Second .....	8.30	.5314	148	133	.47	.1408	70	92	8.50	.0930	84	155
Third .....	6.00	.4513	107	113	.44	.1677	66	109	11.60	.0913	115	152
Fourth .....	6.04	.3854	108	96	.48	.1512	71	99	12.63	.0913	125	152
Months—												
January .....	7.33	.5366	131	134	.51	.1135	76	74	.....	.0700	.....	117
February .....	8.30	.5761	148	144	.50	.1081	75	70	10.50	.0700	104	117
March .....	8.10	.5770	145	144	.51	.1138	77	74	.....	.1000	.....	167
April .....	8.30	.5717	148	143	.50	.1413	74	92	9.00	.0963	89	161
May .....	(a)	.5343	(a)	133	.45	.1450	68	95	.....	.0913	.....	152
June .....	(a)	.4874	(a)	122	.45	.1350	68	88	8.00	.0913	79	152
July .....	(a)	.5358	(a)	134	.44	.1570	66	102	.....	.0913	.....	152
August .....	6.00	.4495	107	112	.44	.1713	66	112	11.60	.0913	115	152
September .....	6.00	.3477	107	87	.44	.1775	66	116	.....	.0913	.....	152
October .....	6.95	.3635	124	91	.45	.1840	68	120	14.00	.0913	138	152
November .....	6.20	.3678	111	92	.48	.1463	72	95	.....	.0913	.....	152
December .....	4.98	.4214	89	105	.50	.1150	74	75	11.25	.0913	111	152

a No quotation.

b Bimonthly quotations before May, 1917.

c Interpolated.

WHOLESALE PRICES IN ARGENTINA AND THE UNITED STATES, BY MONTHS, QUARTERS, AND YEARS, 1913-1918—Continued.

	Oats.				Pork.				Rapeseed.			
	Actual price.		Relative price.		Actual price.		Relative price.		Actual price.		Relative price.	
	Arg.	U. S.	Arg.	U. S.	Arg.	U. S.	Arg.	U. S.	Arg.	U. S.	Arg.	U. S.
	Buenos Aires.	Chi-cago.	Buenos Aires.	Chi-cago.	Buenos Aires.	Chi-cago.	Buenos Aires.	New York.	Buenos Aires.	New York.	Buenos Aires.	New York.
Unit	100 kgs.	Bushel.		Kg.	Pound.			100 kgs.	Pound.			
Base price	Pesos. 5.60	Dolls. 0.4005			Pesos. 0.67	Dolls. 0.1535			Pesos. 10.11	Dolls. 0.0600		
1916—Year	5.27	.4597	94	115	.52	.1618	77	105	15.53	.0913	154	152
Quarters—												
First	4.83	.4557	86	114	.55	.1315	83	86	14.50	.0913	143	152
Second	4.03	.4225	72	105	.47	.1658	70	108	11.98	.0913	118	152
Third	5.09	.4384	91	109	.50	.1886	76	123	15.00	.0913	148	152
Fourth	7.12	.5234	127	131	.54	.1592	81	104	19.88	.0913	197	152
Months—												
January	5.28	.4856	94	121	.54	.1180	80	77		.0913		152
February	4.98	.4633	89	116	.57	.1244	86	81	a 14.50	.0913	143	152
March	4.25	.4183	76	104	.55	.1556	82	101		.0913		152
April	4.15	.4396	74	110	.50	.1630	75	106	11.45	.0913	113	152
May	3.88	.4314	69	108	.45	.1675	67	109		.0913		152
June	4.08	.3924	73	98	.46	.1675	69	109	12.50	.0913	124	152
July	4.53	.4062	81	101	.50	.1660	75	108		.0913		152
August	5.35	.4491	96	112	.51	.1863	76	121	15.00	.0913	148	152
September	5.40	.4621	96	115	.51	.2130	76	139		.0913		152
October	6.40	.4944	114	123	.51	.1788	77	116	20.75	.0913	205	152
November	8.25	.5566	147	139	.50	.1575	75	103		.0913		152
December	6.70	.5201	120	130	.61	.1450	91	95	19.00	.0913	188	152
1917—Year	8.22	.6571	147	164	.79	.2435	119	159	27.43	.1037	271	173
Quarters—												
First	8.52	.5867	152	146	.72	.1954	107	127	23.00	.0913	228	152
Second	10.19	.6918	182	173	.76	.2304	114	150	28.90	.0967	286	161
Third	7.82	.6707	140	167	.81	.2823	121	184		.1050		175
Fourth	5.41	.6790	99	170	.89	.2658	134	173		.1217		203
Months—												
January	7.65	.5694	137	142	.72	.1675	107	109		.0913		152
February	8.95	.5658	160	141	.70	.1963	105	128	23.00	.0913	228	152
March	8.95	.6174	160	154	.73	.2170	110	141		.0913		152
April	9.90	.7000	177	175	.75	.2263	113	147	27.50	.0925	272	154
May	10.40	.7028	186	175	.77	.2350	115	153	29.70	.0925	294	154
June	10.28	.6765	183	169	.77	.2300	115	150	29.50	.1050	292	175
July	9.45	.7885	169	197	.75	.2425	113	158		.1050		175
August	7.55	.6466	135	161	.81	.2800	122	182		.1050		175
September	6.45	.5958	115	149	.87	.3160	130	206		.1050		175
October	(b)	.6005	c 105	150	.90	.3063	135	200		.1050		175
November	5.28	.6527	94	163	.89	.2563	134	167		.1300		217
December	5.55	.7628	99	190	.89	.2410	134	157		.1300		217
1918—Year		.7814		195		.2945		192				
Quarters—												
First	6.00	.8812	107	220	.89	.2565	134	167	34.50	.1233	341	206
Second	5.38	.8048	96	201	.91	.2787	136	182		.1100		183
Third	6.63	.7280	118	182	.83	.3173		207		(d)		(d)
Fourth		.7116		178		.3254		212				
Months—												
January	5.75	.8275	103	207	.88	.2650	132	173	(b)	.1300	(b)	217
February	6.25	.8860	112	221	.88	.2413	132	157	34.50	.1300	341	217
March	(b)	.9203	c 103	230	.91	.2620	137	171	(b)	.1100	(b)	183
April	5.25	.8885	94	222	.90	.2756	135	180		.1100		183
May	5.15	.7692	92	192	.93	.2688	139	175		(d)		(d)
June	5.75	.7663	103	191	.89	.2890	134	188		(d)		(d)
July	6.25	.7780	112	194	.83	.2863	124	187		(d)		(d)
August	7.00	.6950	125	174		.3160		206		(d)		(d)
September		.7194		180		.3500		228		(d)		(d)
October		.6919		173		.3400		222		(d)		(d)
November		.7225		180		.3240		211		(d)		(d)
December		.7178		179		.3125		204		(d)		(d)

a Bimonthly quotations before May, 1917.  
b No quotations.

c Interpolated.  
d Nominal.

WHOLESALE PRICES IN ARGENTINA AND THE UNITED STATES, BY MONTHS, QUARTERS, AND YEARS, 1913-1918—Continued.

	Rye.				Skins, sheep.				Steers, choice.			
	Actual price.		Relative price.		Actual price.		Relative price.		Actual price.		Relative price.	
	Arg.	U. S.	Arg.	U. S.	Arg.	U. S.	Arg.	U. S.	Arg.	U. S.	Arg.	U. S.
	Market.....	Buenos Aires. 100 kgs.	Minneapolis. Bushel.		Buenos Aires. Kg.	Chicago. Pelt.		Buenos Aires. Head.	Chicago. Cwt.			
Unit.....	Pesos.	Dolls.		Pesos.	Dolls.		Pesos.	Dolls.				
Base price.....	5.15	0.5653		0.94	0.6865		174.58	9.1022				
1913—Year.....	4.80	.5656	93	100	.92	.7792	98	114	161.67	8.9288	92	98
Quarters—												
First.....	4.70	.5692	91	101	.95	1.0000	102	146	140.00	8.9550	80	98
Second.....	5.07	.5658	98	100	.89	.7667	94	112	165.00	8.7767	94	96
Third.....	4.88	.5833	95	103	.90	.6792	96	99	168.33	8.9833	96	99
Fourth.....	4.55	.5442	88	96	.94	.6708	100	98	173.33	9.0004	99	99
Months—												
January.....	4.40	.5850	86	103	.94	1.0000	100	146	135.00	9.0125	77	99
February.....	4.90	.5675	95	100	.98	1.0000	104	146	135.00	8.9125	77	98
March.....	4.80	.5550	93	98	.94	1.0000	100	146	150.00	8.9400	86	98
April.....	4.90	.5500	95	97	.92	1.0000	98	146	170.00	8.8938	97	98
May.....	5.20	.5725	101	101	.89	.6500	95	95	170.00	8.6563	97	95
June.....	5.10	.5750	99	102	.85	.6500	91	95	155.00	8.7800	89	96
July.....	4.95	.5675	96	100	.85	.6500	91	95	170.00	8.9875	97	99
August.....	4.90	.5675	95	100	.89	.6750	94	98	165.00	8.8875	95	98
September.....	4.80	.6150	93	109	.96	.7125	102	104	170.00	9.0750	97	100
October.....	4.60	.5675	89	100	.98	.7125	104	104	180.00	9.1250	103	100
November.....	4.60	.5425	89	96	.92	.7125	98	104	172.50	8.9563	99	98
December.....	4.45	.5225	87	92	.91	.5875	97	86	167.50	8.9200	96	98
1914—Year.....	5.92	.6974	115	123	.91	.6573	97	96	183.54	9.6520	105	106
Quarters—												
First.....	5.37	.5521	104	98	.98	.6958	105	01	173.33	9.2383	99	101
Second.....	5.78	.5817	112	103	.94	.7000	100	02	183.33	9.1867	105	101
Third.....	6.17	.7125	120	126	.94	.4750	101	69	188.33	10.0767	108	111
Fourth.....	6.35	.9433	123	167	.77	.7583	82	10	189.17	10.1479	108	111
Months—												
January.....	4.95	.5513	96	98	.96	.5875	102	86	167.50	9.2250	96	101
February.....	5.50	.5450	107	96	1.00	.7500	107	09	172.50	9.2250	99	101
March.....	5.65	.5600	110	99	.99	.7500	105	09	180.00	9.2650	103	102
April.....	5.55	.5650	108	100	.95	.7500	101	09	185.00	9.2750	106	102
May.....	5.70	.5800	111	103	.93	.7125	99	104	180.00	9.1250	103	100
June.....	6.10	.6000	119	106	.95	.6375	101	93	185.00	9.1600	106	101
July.....	6.00	.5625	117	100	.95	.4250	101	62	190.00	9.6750	109	106
August.....	6.05	.6600	118	117	.94	.5000	100	73	175.00	10.0300	100	110
September.....	6.45	.9150	125	162	.94	.5000	100	73	200.00	10.5250	115	116
October.....	6.45	.8490	125	149	.73	.5000	77	73	202.50	10.4500	116	115
November.....	6.45	.9350	125	165	.78	.7250	83	106	180.00	10.2188	103	112
December.....	6.15	1.0550	120	187	.81	1.0500	86	153	185.00	9.7750	106	107
1915—Year.....	6.07	1.0529	118	186	1.01	1.1979	107	174	201.88	9.3117	116	102
Quarters—												
First.....	7.30	1.1533	142	204	1.02	1.4000	108	204	180.83	8.8063	104	97
Second.....	5.67	1.1350	110	201	.90	1.4000	96	204	181.67	8.7484	104	96
Third.....	5.87	.9917	114	175	.99	.8167	106	119	228.33	9.8159	131	108
Fourth.....	5.43	.9317	106	165	1.13	1.1750	120	171	216.67	9.7717	124	107
Months—												
January.....	6.60	1.1000	128	195	.91	1.3250	96	193	180.00	9.1583	103	101
February.....	7.55	1.2650	147	224	1.02	1.3250	109	193	180.00	8.5938	103	94
March.....	7.75	1.0950	151	194	1.13	1.5500	120	226	182.50	8.6667	105	95
April.....	6.10	1.1050	119	195	1.03	1.5500	109	226	180.00	8.3313	103	92
May.....	5.90	1.1650	115	206	.85	1.3250	91	193	180.00	8.6450	103	95
June.....	5.00	1.1350	97	201	.83	1.3250	88	193	185.00	9.2688	106	102
July.....	5.55	1.0650	108	188	.93	1.1750	99	171	195.00	9.9063	112	109
August.....	6.05	1.0450	118	185	1.00	.6000	107	87	250.00	9.8100	143	108
September.....	6.00	.8650	117	153	1.05	.6750	112	98	240.00	9.7313	138	107
October.....	5.80	.9150	113	162	1.13	.9500	120	138	220.00	9.6875	129	106
November.....	5.65	.9550	110	169	1.13	1.2000	120	175	225.00	9.9400	129	109
December.....	4.85	.9230	94	164	1.13	1.3750	120	200	205.00	9.6875	117	106





WHOLESALE PRICES IN ARGENTINA AND THE UNITED STATES, BY MONTHS, QUARTERS, AND YEARS, 1913-1918—Continued.

Market..... Unit..... Base price...	Tallow.				Veal.				Wheat.			
	Actual price.		Relative price.		Actual price.		Relative price.		Actual price.		Relative price.	
	Argen.	U. S.	Ar. gen.	U. S.	Argen.	U. S.	Ar. gen.	U. S.	Argen.	U. S.	Ar. gen.	U. S.
Buenos Aires. 10 kgs.	Chi-cago. Pound.	Buenos Aires. Kg.	New York. Pound.	Buenos Aires. 100 kgs.	Chi-cago. Bushel.							
Pesos.	Dolls.			Pesos.	Dolls.			Pesos.	Dolls.			
3.47	0.0716			0.57	0.1844			8.64	0.9321			
1913—Year.....	3.48	.0707	100	99	.57	.1808	101	98	8.68	.9888	101	106
Quarters—												
First.....	3.24	.0678	93	95	.54	.1852	95	100	7.86	1.0774	91	116
Second.....	3.53	.0686	102	96	.57	.1672	100	91	8.86	1.0448	103	112
Third.....	3.67	.0717	106	100	.59	.1817	104	99	8.98	.8919	104	96
Fourth.....	3.48	.0748	100	104	.59	.1893	103	103	8.80	.9413	104	101
Months—												
January.....	3.23	.0669	93	93	.57	.1850	99	100	(a)	1.1144	(a)	120
February.....	3.25	.0688	94	96	.50	.1850	88	100	7.75	1.0793	90	116
March.....	3.25	.0676	94	94	.57	.1856	99	101	7.98	1.0385	92	111
April.....	3.48	.0688	100	96	.59	.1675	103	91	8.60	1.0586	100	114
May.....	3.55	.0701	102	98	.57	.1640	100	89	9.10	1.0557	105	113
June.....	3.55	.0669	102	93	.56	.1700	97	92	8.88	1.0200	103	109
July.....	3.63	.0676	105	94	.63	.1700	110	92	8.90	.8836	103	95
August.....	3.70	.0713	107	100	.58	.1795	102	97	8.83	.8705	102	93
September.....	3.68	.0763	106	107	.58	.1956	101	106	9.20	.9216	106	99
October.....	3.68	.0763	106	107	.60	.1930	105	105	(a)	.9216	b 108	99
November.....	3.48	.0738	100	103	.58	.1850	102	100	9.40	.9447	109	101
December.....	3.28	.0744	94	104	.58	.1900	101	103	8.20	.9575	95	103
1914—Year.....	3.18	.0687	92	96	.56	.1848	99	100	9.10	1.0024	105	108
Quarters—												
First.....	3.38	.0713	97	100	.59	.1945	103	105	8.40	.9596	97	103
Second.....	3.36	.0686	97	96	.51	.1722	90	93	8.44	.9356	98	100
Third.....	3.15	.0680	91	95	.58	.1840	102	100	9.34	.9614	108	103
Fourth.....	2.85	.0667	82	93	.57	.1893	99	103	10.22	1.1532	118	124
Months—												
January.....	3.30	.0713	95	100	.60	.1960	105	106	8.25	.9690	96	104
February.....	3.45	.0719	99	100	.57	.1950	100	106	8.49	.9602	98	103
March.....	3.38	.0707	97	99	.59	.1925	104	104	8.45	.9495	98	102
April.....	3.38	.0694	97	97	.52	.1725	91	94	8.25	.9386	96	101
May.....	3.38	.0694	97	97	.48	.1690	83	92	8.55	.9763	99	105
June.....	3.33	.0669	96	93	.55	.1750	96	95	8.53	.8918	99	96
July.....	3.15	.0657	91	92	.51	.1770	90	96	8.58	.8210	99	88
August.....	3.15	.0657	91	92	.65	.1788	114	97	9.40	.9563	109	103
September.....	3.15	.0726	91	101	.58	.1963	101	106	10.05	1.1069	116	119
October.....	2.85	.0676	82	94	.63	.1880	110	102	10.00	1.1086	116	119
November.....	2.85	.0657	82	92	.55	.1925	97	104	10.40	1.1486	120	123
December.....	2.85	.0669	82	93	.53	.1875	92	102	10.25	1.2023	119	129
1915—Year.....	3.45	.0693	99	97	.55	.1823	97	99	11.47	1.3119	133	141
Quarters—												
First.....	3.33	.0681	96	95	.49	.1917	86	104	11.46	1.5104	133	162
Second.....	3.58	.0673	103	94	.50	.1664	88	90	12.33	1.4627	143	157
Third.....	3.21	.0638	92	89	.59	.1898	104	103	11.42	1.1111	132	119
Fourth.....	3.66	.0777	105	109	.63	.1820	110	99	9.05	1.1632	113	125
Months—												
January.....	3.20	.0656	92	92	.50	.1900	88	103	10.60	1.3910	123	149
February.....	3.30	.0688	95	96	.47	.1950	82	106	11.80	1.6091	137	173
March.....	3.50	.0700	101	98	.51	.1900	89	103	11.98	1.5311	139	164
April.....	3.65	.0688	105	96	.49	.1690	85	92	11.80	1.5916	137	171
May.....	3.85	.0688	111	96	.50	.1638	88	89	13.23	1.5700	153	168
June.....	3.25	.0644	94	90	.53	.1663	92	90	11.98	1.2265	139	132
July.....	3.15	.0638	91	89	.56	.1820	98	99	11.55	1.1611	134	125
August.....	3.25	.0638	94	89	.58	.1925	101	104	11.50	1.0963	133	118
September.....	3.23	.0638	93	89	.64	.1950	112	106	11.20	1.0760	130	115
October.....	3.45	.0663	99	93	.63	.1910	110	104	(a)	1.1325	b 121	121
November.....	3.68	.0794	106	111	.65	.1750	114	95	(a)	1.1250	b 113	121
December.....	3.85	.0875	111	122	.60	.1800	105	98	9.05	1.2322	105	132

a No quotation.

b Interpolated.







## WHOLESALE PRICES IN JAPAN, BY MONTHS, QUARTERS, AND YEARS, 1913-1918.

	Beans, soja, Hok- kaido, medi- um.	Cedar board, Akita, com- mon stuff.	Cedar logs, thick, Blue Plum.	Cedar timber, square, Sendai.	Char- coal, Touchi- gami, Sendai.	Fire- wood, various woods.	Keyaki timber, square, Sendai.	Lac- quer, raw, China.	Lac- quer, raw, Hitachi.	Lac- quer, raw, Kazusa.
Market.....	Yoko- hama.	Yoko- hama.	Yoko- hama.	Yoko- hama.	Yoko- hama.	Yoko- hama.	Yoko- hama.	Yoko- hama.	Yoko- hama.	Yoko- hama.
Unit.....	Koku..	6 bu..	Piece..	Piece..	10 kwan.	10 kwan.	Piece..	Kwan.	Kwan..	Kwan.
Base price.....	Yen.	Yen.	Yen.	Yen.	Yen.	Yen.	Yen.	Yen.	Yen.	Yen.
1913—Year.....	10.58	1.13	.65	7.14	.93	.52	16.10	7.83	11.83	12.33
Quarters—										
First.....	10.35	1.10	.59	7.14	1.01	.60	14.30	7.50	11.50	12.00
Second.....	10.48	1.16	.67	7.14	.91	.53	16.70	7.70	11.83	12.33
Third.....	10.58	1.13	.67	7.14	.90	.48	16.70	7.93	12.00	12.50
Fourth.....	10.92	1.13	.67	7.14	.90	.49	16.70	8.17	12.00	12.50
Months—										
January.....	10.50	1.10	.59	7.14	1.04	.60	14.30	7.50	11.50	12.00
February.....	10.35	1.10	.59	7.14	1.00	.60	14.30	7.50	11.50	12.00
March.....	10.20	1.10	.59	7.14	1.00	.60	14.30	7.50	11.50	12.00
April.....	10.35	1.16	.67	7.14	.93	.55	16.70	7.50	11.50	12.00
May.....	10.50	1.16	.67	7.14	.91	.53	16.70	7.80	12.00	12.50
June.....	10.60	1.16	.67	7.14	.90	.50	16.70	7.80	12.00	12.50
July.....	10.50	1.13	.67	7.14	.90	.48	16.70	7.80	12.00	12.50
August.....	10.50	1.13	.67	7.14	.90	.48	16.70	8.00	12.00	12.50
September.....	10.75	1.13	.67	7.14	.90	.49	16.70	8.00	12.00	12.50
October.....	11.50	1.13	.67	7.14	.90	.49	16.70	8.10	12.00	12.50
November.....	10.75	1.13	.67	7.14	.90	.49	16.70	8.20	12.00	12.50
December.....	10.50	1.13	.67	7.14	.91	.48	16.70	8.20	12.00	12.50
1914—Year.....	10.29	1.11	.66	7.10	.82	.42	16.70	8.00	12.00	12.50
Quarters—										
First.....	10.92	1.13	.67	7.14	.86	.46	16.70	8.20	12.00	12.50
Second.....	10.98	1.13	.67	7.14	.81	.41	16.70	7.87	12.00	12.50
Third.....	10.95	1.09	.67	7.14	.80	.40	16.70	8.00	12.00	12.50
Fourth.....	8.31	1.09	.64	6.98	.82	.41	16.70	7.93	12.00	12.50
Months—										
January.....	10.60	1.13	.67	7.14	.89	.48	16.70	8.20	12.00	12.50
February.....	10.50	1.13	.67	7.14	.85	.46	16.70	8.20	12.00	12.50
March.....	11.65	1.13	.67	7.14	.85	.45	16.70	8.20	12.00	12.50
April.....	10.65	1.13	.67	7.14	.82	.42	16.70	8.00	12.00	12.50
May.....	11.00	1.13	.67	7.14	.81	.42	16.70	7.80	12.00	12.50
June.....	11.30	1.13	.67	7.14	.80	.40	16.70	7.80	12.00	12.50
July.....	11.30	1.09	.67	7.14	.80	.40	16.70	8.00	12.00	12.50
August.....	11.30	1.09	.67	7.14	.80	.40	16.70	9.00	12.00	12.50
September.....	10.25	1.09	.67	7.14	.81	.40	16.70	8.00	12.00	12.50
October.....	8.65	1.09	.67	7.14	.82	.41	16.70	8.00	12.00	12.50
November.....	8.33	1.10	.67	7.14	.82	.41	16.70	7.80	12.00	12.50
December.....	7.95	1.09	.59	6.66	.81	.40	16.70	8.00	12.00	12.50
1915—Year.....	8.90	1.09	.50	6.66	.86	.42	13.93	7.43	12.00	12.50
Quarters—										
First.....	8.95	1.09	.59	6.66	.82	.41	16.70	7.53	12.00	12.50
Second.....	8.83	1.09	.50	6.66	.84	.43	13.90	7.60	12.00	12.50
Third.....	8.78	1.09	.45	6.66	.83	.42	12.50	7.30	12.00	12.50
Fourth.....	9.02	1.09	.45	6.66	.97	.44	12.63	7.30	12.00	12.50
Months—										
January.....	8.15	1.09	.59	6.66	.82	.40	16.70	7.50	12.00	12.50
February.....	8.85	1.09	.59	6.66	.82	.40	16.70	7.50	12.00	12.50
March.....	9.85	1.09	.59	6.66	.82	.42	16.70	7.60	12.00	12.50
April.....	8.35	1.09	.59	6.66	.84	.43	16.70	7.60	12.00	12.50
May.....	9.00	1.09	.45	6.66	.83	.43	12.50	7.60	12.00	12.50
June.....	9.15	1.09	.45	6.66	.83	.42	12.50	7.60	12.00	12.50
July.....	8.80	1.09	.45	6.66	.83	.42	12.50	7.50	12.00	12.50
August.....	8.65	1.09	.45	6.66	.83	.42	12.50	7.20	12.00	12.50
September.....	8.90	1.09	.45	6.66	.83	.42	12.50	7.20	12.00	12.50
October.....	8.90	1.09	.45	6.66	.85	.43	12.90	7.20	12.00	12.50
November.....	8.90	1.09	.45	6.66	1.00	.45	12.50	7.20	12.00	12.50
December.....	9.25	1.09	.45	6.66	1.05	.45	12.50	7.50	12.00	12.50



WHOLESALE PRICES IN JAPAN, BY MONTHS, QUARTERS, AND YEARS, 1913-1918—  
Continued.

	Mats, floor, Tata- mote, blue, com- mon.	Mats, floor, Tata- mote, blue, first class.	Miso, red, com- mon (sauce).	Momi, timber, square, Shingu.	Paper, Mino, medi- um.	Pine, logs, thick, Blue Plum.	Pine, timber, square, Sendai.	Sake (rice liquor), pure, Nan.	Shirt- ing, gray.	Shirt- ing, white.
Market .....	Yoko- hama.	Yoko- hama.	Yoko- hama.	Yoko- hama.	Yoko- hama.	Yoko- hama.	Yoko- hama.	Yoko- hama.	Yoko- hama.	Yoko- hama.
Unit .....	Mat..	Mat..	Kwan..	Piece..	Jo...	Piece..	Piece..	Koku..	Kama..	Kama.
Base price.....	Yen. 0.39	Yen. 0.53	Yen. 0.34	Yen. 5.00	Yen. 2.12	Yen. 0.83	Yen. 6.25	Yen. 41.33	Yen. 7.00	Yen. 5.05
1913—Year .....	.38	.52	.36	5.00	2.20	.80	6.08	44.58	6.92	5.05
Quarters—										
First .....	.38	.52	.37	5.00	2.22	.72	5.55	47.00	6.83	5.05
Second .....	.37	.50	.37	5.00	2.23	.83	6.25	42.00	6.90	5.05
Third .....	.38	.51	.35	5.00	2.13	.83	6.25	44.83	6.92	5.05
Fourth .....	.40	.54	.35	5.00	2.20	.83	6.25	44.50	7.02	5.05
Months—										
January .....	.38	.53	.38	5.00	2.20	.72	5.55	49.00	6.90	5.05
February .....	.38	.51	.37	5.00	2.20	.72	5.55	47.00	6.90	5.05
March .....	.38	.51	.37	5.00	2.25	.72	5.55	45.00	6.70	5.05
April .....	.38	.51	.37	5.00	2.25	.83	6.25	42.00	6.90	5.05
May .....	.37	.50	.37	5.00	2.25	.83	6.25	43.00	6.90	5.05
June .....	.37	.50	.37	5.00	2.20	.83	6.25	41.00	6.90	5.05
July .....	.37	.50	.36	5.00	2.15	.83	6.25	41.00	6.90	5.05
August .....	.38	.52	.35	5.00	2.10	.83	6.25	47.00	6.90	5.05
September .....	.38	.52	.35	5.00	2.15	.83	6.25	46.50	6.95	5.05
October .....	.40	.53	.35	5.00	2.15	.83	6.25	46.00	7.00	5.05
November .....	.40	.55	.35	5.00	2.20	.83	6.25	45.00	7.00	5.05
December .....	.40	.55	.36	5.00	2.25	.83	6.25	42.50	7.05	5.05
1914—Year .....	.38	.52	.33	4.92	2.17	.81	5.86	38.13	6.12	4.83
Quarters—										
First .....	.39	.54	.34	5.00	2.15	.83	6.25	40.00	7.10	5.05
Second .....	.37	.51	.33	5.00	2.00	.83	6.25	36.00	6.97	5.05
Third .....	.38	.51	.34	5.00	2.15	.83	5.56	40.00	5.20	4.63
Fourth .....	.36	.50	.31	4.67	2.37	.76	5.37	36.50	5.22	4.57
Months—										
January .....	.39	.54	.35	5.00	2.20	.83	6.25	42.00	7.10	5.05
February .....	.39	.54	.34	5.00	2.15	.83	6.25	40.00	7.10	5.05
March .....	.39	.54	.32	5.00	2.10	.83	6.25	38.00	7.10	5.05
April .....	.38	.52	.32	5.00	2.00	.83	6.25	34.00	7.10	5.05
May .....	.37	.50	.32	5.00	2.00	.83	6.25	35.00	6.90	5.05
June .....	.37	.50	.34	5.00	2.00	.83	6.25	39.00	6.90	5.05
July .....	.38	.51	.33	5.00	2.00	.83	5.56	39.00	5.20	4.70
August .....	.38	.51	.35	5.00	2.20	.83	5.56	40.00	5.20	4.60
September .....	.38	.51	.35	5.00	2.25	.83	5.56	41.00	5.20	4.60
October .....	.37	.51	.33	5.00	2.30	.83	5.56	40.00	5.10	4.60
November .....	.36	.50	.31	5.00	2.40	.83	5.56	37.50	5.45	4.80
December .....	.34	.50	.29	4.00	2.40	.63	5.00	32.00	5.10	4.30
1915—Year .....	.33	.47	.29	4.37	2.19	.68	5.00	41.33	5.90	4.27
Quarters—										
First .....	.32	.46	.28	4.00	2.33	.63	5.00	33.00	5.65	4.30
Second .....	.33	.46	.28	4.37	2.18	.68	5.00	36.50	5.83	4.13
Third .....	.34	.46	.28	4.55	1.93	.71	5.00	44.17	5.80	4.22
Fourth .....	.35	.49	.31	4.55	2.32	.71	5.00	51.67	6.30	4.42
Months—										
January .....	.31	.46	.28	4.00	2.30	.63	5.00	32.00	5.10	4.30
February .....	.32	.46	.28	4.00	2.35	.63	5.00	33.50	5.95	4.50
March .....	.32	.46	.28	4.00	2.35	.63	5.00	33.50	5.90	4.10
April .....	.33	.46	.28	4.00	2.40	.63	5.00	32.00	5.90	4.20
May .....	.33	.46	.28	4.55	2.30	.71	5.00	34.00	5.80	4.10
June .....	.33	.46	.28	4.55	1.85	.71	5.00	43.50	5.80	4.10
July .....	.34	.46	.28	4.55	1.80	.71	5.00	44.50	5.75	4.10
August .....	.34	.46	.27	4.55	1.95	.71	5.00	44.00	5.80	4.20
September .....	.34	.46	.28	4.55	2.05	.71	5.00	44.00	5.85	4.35
October .....	.34	.46	.29	4.55	2.20	.71	5.00	48.00	6.20	4.30
November .....	.35	.50	.32	4.55	2.25	.71	5.00	52.00	6.30	4.35
December .....	.35	.50	.33	4.55	2.50	.71	5.00	55.00	6.40	4.60



## WHOLESALE PRICES IN JAPAN, BY MONTHS, QUARTERS, AND YEARS, 1913-1918—Continued.

	Mats, floor, Tata- mi- mote, blue, com- mon.	Mats, floor, Tata- mi- mote, blue, first class.	Miso, red, com- mon (sauce).	Momi, timber, square, Shingu.	Paper, Mino, medi- um.	Pine, logs, thick, Blue Plum.	Pine, timber, square, Sendai.	Sake (rice liquor), pure, Nan.	Shirt- ing, gray.	Shirt- ing, white.
Market .....	Yoko- hama.	Yoko- hama.	Yoko- hama.	Yoko- hama.	Yoko- hama.	Yoko- hama.	Yoko- hama.	Yoko- hama.	Yoko- hama.	Yoko- hama.
Unit .....	Mat..	Mat..	Kwan.	Piece..	Jo....	Piece..	Piece..	Koku..	Kama.	Kama.
Base price.....	Yen. 0.39	Yen. 0.53	Yen. 0.34	Yen. 5.00	Yen. 2.12	Yen. 0.83	Yen. 6.25	Yen. 41.33	Yen. 7.00	Yen. 5.05
1916—Year .....	.43	.55	.34	5.78	2.70	.78	6.34	53.17	7.40	5.45
Quarters—										
First.....	.38	.52	.33	4.55	3.10	.74	5.00	55.50	6.93	5.27
Second.....	.41	.55	.32	5.88	2.52	.71	6.25	53.00	6.90	4.90
Third.....	.44	.55	.33	5.88	2.49	.80	6.55	50.00	7.33	5.32
Fourth.....	.49	.60	.39	6.83	2.68	.85	7.54	54.17	8.43	6.30
Months—										
January.....	.37	.51	.33	4.55	3.00	.71	5.00	55.50	6.50	5.00
February.....	.38	.52	.33	4.55	3.30	.75	5.00	56.00	7.00	5.30
March.....	.38	.52	.33	4.55	3.00	.75	5.00	55.00	7.30	5.50
April.....	.40	.55	.33	5.88	2.70	.71	6.25	54.00	7.00	4.90
May.....	.41	.55	.33	5.88	2.50	.71	6.25	53.00	6.70	4.80
June.....	.42	.55	.31	5.88	2.35	.71	6.25	52.00	7.00	5.00
July.....	.43	.55	.32	5.88	2.40	.71	6.25	51.00	7.30	5.20
August.....	.44	.55	.33	5.88	2.48	.85	8.25	49.00	7.40	5.35
September.....	.44	.55	.35	5.88	2.80	.85	7.15	50.00	7.30	5.40
October.....	.48	.59	.36	6.67	2.60	.85	7.15	54.00	8.50	6.50
November.....	.48	.59	.38	6.67	2.60	.85	7.15	54.50	8.50	6.50
December.....	.50	.61	.43	7.14	2.85	.85	8.33	54.00	8.30	5.90
1917—Year .....	.54	.67	.42	7.24	2.59	.88	8.47	57.00	11.05	8.42
Quarters—										
First.....	.48	.61	.37	7.14	2.10	.85	8.33	47.67	8.17	5.90
Second.....	.47	.60	.38	7.14	2.17	.85	8.33	50.33	10.47	7.87
Third.....	.57	.71	.45	7.14	2.90	.85	8.33	62.50	13.00	10.00
Fourth.....	.63	.78	.48	7.55	3.20	.98	8.89	67.52	12.57	9.90
Months—										
January.....	.49	.61	.37	7.14	2.10	.85	8.33	49.00	8.20	5.80
February.....	.48	.61	.36	7.14	2.10	.85	8.33	47.00	8.10	5.90
March.....	.48	.60	.37	7.14	2.10	.85	8.33	47.00	8.20	6.00
April.....	.46	.58	.35	7.14	2.10	.85	8.33	52.00	9.30	6.90
May.....	.48	.60	.39	7.14	2.10	.85	8.33	49.00	10.30	7.40
June.....	.48	.61	.40	7.14	2.30	.85	8.33	50.00	11.80	9.30
July.....	.56	.69	.43	7.14	2.70	.85	8.33	57.50	13.50	10.50
August.....	.57	.71	.48	7.14	3.00	.85	8.33	62.50	13.00	10.00
September.....	.59	.73	.43	7.14	3.00	.85	8.33	67.50	12.50	9.50
October.....	.62	.73	.48	7.14	3.20	.85	8.33	67.50	11.00	8.90
November.....	.62	.78	.48	7.14	3.20	.85	8.33	67.55	12.70	9.80
December.....	.66	.83	.48	8.38	3.20	1.25	10.00	67.50	14.00	11.00
1918—Year .....										
Quarters—										
First.....	.63	.81	.54	8.59	3.70	1.25	10.00	67.50	14.27	11.13
Second.....	.67	.90	.49	11.11	4.10	1.38	12.50	68.83	14.57	11.00
Third.....	.73	.99	.56	11.11	4.38	1.38	12.50	76.50	.....	12.82
Fourth.....										
Months—										
January.....	.63	.80	.48	8.33	3.45	1.25	10.00	67.50	14.00	11.00
February.....	.63	.82	.58	8.33	3.75	1.25	10.00	67.50	14.00	11.00
March.....	.62	.82	.58	9.10	3.90	1.25	10.00	67.50	14.80	11.40
April.....	.64	.85	.53	11.11	4.00	1.38	12.50	67.50	14.90	11.00
May.....	.67	.90	.48	11.11	4.10	1.38	12.50	69.50	14.00	11.00
June.....	.70	.95	.48	11.11	4.20	1.38	12.50	69.50	14.80	11.00
July.....	.72	.98	.48	11.11	4.30	1.38	12.50	69.50	16.50	12.30
August.....	.72	.98	.58	11.11	4.35	1.38	12.50	77.50	17.50	13.20
September.....	.75	1.00	.63	11.11	4.50	1.38	12.60	82.50	(a)	12.95
October.....	.80	1.03	.60	11.11	5.00	1.38	12.50	83.75	20.00	14.05
November.....										
December.....										

a No quotation.

WHOLESale PRICES IN JAPAN, BY MONTHS, QUARTERS, AND YEARS, 1913-1918—  
 Continued.

	Silk, floss, Iwashiro.	Silk, kaiki.	Sleeper, chestnut, common.	Soy (con- diment, bean juice), Neda.	Takuwan (pickled radish), medium grade.	Ume- boshi, (pickled plum), 8-kwan packages.	Wax, raw, "old fruit."
Market.....	Yoko- hama.	Yoko- hama.	Yoko- hama.	Yoko- hama.	Yoko- hama.	Yoko- hama.	Yoko- hama.
Unit.....	10 kwan.	Tan.....	Piece... .	Koku... .	4 to.....	4 to.....	10 kwan.
Base price.....	Yen.	Yen.	Yen.	Yen.	Yen.	Yen.	Yen.
1913—Year.....	205.70	4.05	1.25	17.08	2.85	10.38	14.24
Quarters—							
First.....	197.27	3.88	1.25	16.33	2.68	10.00	14.55
Second.....	196.98	3.85	1.25	15.33	3.20	10.50	14.57
Third.....	211.87	4.04	1.25	18.00	3.00	10.50	12.80
Fourth.....	216.67	4.43	1.25	18.67	2.52	10.50	15.03
Months—							
January.....	198.00	3.90	1.25	17.00	2.45	10.00	14.50
February.....	195.80	3.90	1.25	16.00	2.55	10.00	14.55
March.....	198.00	3.85	1.25	16.00	3.05	10.00	14.60
April.....	196.00	3.85	1.25	16.00	3.40	10.50	14.55
May.....	196.00	3.85	1.25	15.00	3.20	10.50	14.60
June.....	198.95	3.85	1.25	15.00	3.00	10.50	14.55
July.....	203.80	3.80	1.25	17.00	3.00	10.50	12.75
August.....	211.80	3.95	1.25	18.50	3.00	10.50	12.80
September.....	220.00	4.38	1.25	18.50	3.00	10.50	12.85
October.....	225.00	4.43	1.25	18.50	2.55	10.50	13.80
November.....	200.00	4.43	1.25	18.50	2.50	10.50	15.80
December.....	225.00	4.43	1.25	19.00	2.50	10.50	15.50
1914—Year.....	212.42	3.79	1.25	19.00	2.97	9.63	15.37
Quarters—							
First.....	225.00	3.93	1.25	18.17	2.92	10.50	15.77
Second.....	221.67	3.90	1.25	18.17	3.09	9.60	14.47
Third.....	216.33	3.75	1.25	20.00	2.97	9.37	15.63
Fourth.....	186.67	3.59	1.25	19.67	2.90	9.07	15.60
Months—							
January.....	220.00	4.00	1.25	18.50	2.85	10.50	15.50
February.....	230.00	3.95	1.25	18.00	2.95	10.50	15.80
March.....	225.00	3.83	1.25	18.00	2.95	10.50	16.00
April.....	218.00	3.83	1.25	18.00	2.95	10.50	13.80
May.....	220.00	3.98	1.25	18.00	3.08	10.70	15.80
June.....	227.00	3.90	1.25	18.50	3.25	7.60	13.80
July.....	227.00	3.75	1.25	18.50	2.50	7.60	15.80
August.....	212.00	3.75	1.25	20.00	3.15	10.00	15.50
September.....	210.00	3.75	1.25	21.50	3.25	10.50	15.60
October.....	190.00	3.70	1.25	20.50	3.20	8.70	15.80
November.....	185.00	3.83	1.25	19.50	2.80	9.50	15.60
December.....	185.00	3.25	1.25	19.00	2.70	9.00	15.40
1915—Year.....	188.58	3.85	1.25	19.33	2.99	9.09	15.48
Quarters—							
First.....	186.00	3.53	1.25	19.50	2.80	9.58	15.33
Second.....	182.33	3.75	1.25	20.17	2.88	10.17	15.60
Third.....	186.67	3.90	1.25	18.33	2.92	8.50	15.60
Fourth.....	199.33	4.20	1.25	19.33	3.35	8.10	15.40
Months—							
January.....	188.00	3.25	1.25	18.50	2.80	9.50	15.20
February.....	185.00	3.75	1.25	19.50	2.80	9.50	15.40
March.....	185.00	3.60	1.25	20.50	2.80	9.75	15.40
April.....	187.00	3.75	1.25	21.50	2.80	10.25	15.40
May.....	180.00	3.75	1.25	21.00	2.90	10.25	15.90
June.....	180.00	3.75	1.25	18.00	2.95	10.00	15.50
July.....	185.00	3.85	1.25	18.00	2.95	9.25	15.60
August.....	187.00	3.90	1.25	18.00	2.95	8.25	15.60
September.....	188.00	4.00	1.25	19.00	2.85	8.00	15.60
October.....	190.00	4.00	1.25	19.00	3.35	8.25	15.60
November.....	198.00	4.25	1.25	19.50	3.60	8.25	15.40
December.....	210.00	4.35	1.25	19.50	3.10	7.55	15.20

## WHOLESALE PRICES IN JAPAN, BY MONTHS, QUARTERS, AND YEARS, 1913-1918—Continued.

	Silk, floss, Iwashiro.	Silk, kaiki.	Sleeper, chestnut, common.	Soy (con- diment, bean juice), Neda.	Takuwan (pickled radish), medium grade.	Ume- boshi, (pickled plum), 8-kwan packages.	Wax, raw, "old fruit."
Market.....	Yoko- hama.	Yoko- hama.	Yoko- hama.	Yoko- hama.	Yoko- hama.	Yoko- hama.	Yoko- hama.
Unit.....	10 kwan.	Tan.....	Piece...	Koku...	4 to.....	4 to.....	10 kwan.
Base price.....	Yen. 218. 80	Yen. 4. 07	Yen. 1. 25	Yen. 18. 25	Yen. 2. 88	Yen. 10. 28	Yen. 14. 51
916—Year.....	221. 08	4. 82	1. 25	21. 06	3. 33	13. 23	16. 84
Quarters—							
First.....	220. 00	4. 63	1. 25	19. 50	2. 63	7. 95	16. 20
Second.....	214. 33	4. 45	1. 25	19. 00	3. 30	9. 73	16. 57
Third.....	216. 67	4. 94	1. 25	20. 67	3. 57	16. 35	16. 30
Fourth.....	233. 33	5. 25	1. 25	28. 67	3. 82	18. 87	18. 30
Months—							
January.....	220. 00	4. 50	1. 25	19. 50	2. 40	7. 55	15. 40
February.....	220. 00	4. 65	1. 25	19. 50	2. 65	7. 55	16. 50
March.....	220. 00	4. 75	1. 25	19. 50	2. 85	8. 75	16. 70
April.....	218. 00	4. 50	1. 25	18. 00	3. 10	8. 75	16. 70
May.....	210. 00	4. 35	1. 25	18. 00	3. 40	8. 75	16. 50
June.....	215. 00	4. 50	1. 25	19. 00	3. 40	11. 70	16. 50
July.....	215. 00	4. 90	1. 25	19. 50	3. 40	14. 85	16. 50
August.....	210. 00	4. 93	1. 25	21. 00	3. 65	14. 85	16. 70
September.....	225. 00	5. 00	1. 25	21. 50	3. 65	19. 35	15. 70
October.....	227. 00	5. 00	1. 25	23. 00	4. 50	19. 35	16. 80
November.....	233. 00	5. 50	1. 25	30. 00	3. 55	18. 50	19. 00
December.....	240. 00	5. 25	1. 25	33. 00	3. 40	18. 75	19. 10
917—Year.....	298. 13	5. 99	1. 25	24. 50	4. 02	19. 72	19. 03
Quarters—							
First.....	232. 33	5. 13	1. 25	21. 67	3. 20	19. 67	19. 03
Second.....	241. 83	5. 58	1. 25	20. 00	3. 38	22. 75	19. 13
Third.....	405. 00	6. 75	1. 25	27. 83	4. 47	18. 00	19. 30
Fourth.....	313. 33	6. 50	1. 25	28. 50	5. 03	18. 47	18. 67
Months—							
January.....	237. 00	5. 15	1. 25	23. 00	3. 20	19. 00	19. 10
February.....	230. 00	5. 00	1. 25	21. 00	3. 20	20. 00	19. 00
March.....	230. 00	5. 25	1. 25	21. 00	3. 20	20. 00	19. 00
April.....	228. 00	5. 25	1. 25	19. 00	3. 35	21. 75	18. 80
May.....	235. 00	5. 50	1. 25	19. 00	3. 30	21. 50	19. 30
June.....	262. 50	6. 00	1. 25	22. 00	3. 50	25. 00	19. 30
July.....	390. 00	7. 00	1. 25	26. 50	3. 50	18. 00	19. 30
August.....	425. 00	6. 75	1. 25	28. 50	4. 65	18. 00	19. 30
September.....	400. 00	6. 50	1. 25	28. 50	5. 25	18. 00	19. 30
October.....	325. 00	6. 00	1. 25	28. 50	5. 25	18. 15	19. 00
November.....	310. 00	6. 50	1. 25	28. 50	4. 65	18. 00	19. 00
December.....	305. 00	7. 00	1. 25	28. 50	5. 20	19. 25	18. 00
918—Year.....							
Quarters—							
First.....	306. 00	7. 17	1. 25	32. 83	8. 12	22. 75	18. 20
Second.....	377. 00	7. 83	1. 08	35. 33	8. 25	22. 77	20. 50
Third.....	470. 00	8. 90	2. 25	42. 33	10. 00	19. 66	25. 67
Fourth.....							
Months—							
January.....	300. 00	7. 00	1. 25	28. 50	6. 35	22. 00	18. 20
February.....	310. 00	7. 25	1. 25	35. 00	9. 25	23. 25	18. 20
March.....	308. 00	7. 25	1. 25	35. 00	8. 75	23. 00	18. 20
April.....	325. 00	7. 50	1. 25	35. 00	8. 75	23. 00	18. 50
May.....	403. 00	7. 50	2. 43	40. 00	7. 75	22. 00	21. 00
June.....	403. 00	8. 50	2. 25	40. 00	8. 25	21. 50	22. 00
July.....	440. 00	8. 50	2. 25	40. 00	9. 25	18. 00	24. 00
August.....	480. 00	9. 00	2. 25	42. 00	9. 75	20. 50	26. 00
September.....	490. 00	9. 20	2. 25	45. 00	11. 00	20. 50	27. 00
October.....	500. 00	10. 25	2. 25	44. 00	9. 75	20. 50	27. 00
November.....							
December.....							

## WHOLESALE PRICES IN INDIA, BY MONTHS, QUARTERS, AND YEARS, 1914-1917.

	Bajra (millet).	Gram (chick- pea).	Hides, buffalo, arsenic.	Jawar (millet).	Jute. A. T. bags, hemmed.	Oil, mustard, first quality.	Poppy seed.	Teak- wood, first class (Euro- pean).
Market..... Unit.....	Karachi. Maund..	Calcutta. Maund..	Calcutta. 20 lbs ...	Karachi. Maund..	Calcutta. 100 bags.	Calcutta. Maund..	Calcutta. Maund..	Calcutta. Ton (50 cu. ft.).
Base price.....	Rupees. 3.84	Rupees. 3.75	Rupees. 7.75	Rupees. 3.06	Rupees. 45.50	Rupees. 23.00	Rupees. 7.63	Rupees. 337.50
1914—Year.....	a 3.72	a 4.92	a 8.38	a 2.96	a 40.17	a 22.10	a 7.25	a 337.50
Quarters—								
First.....								
Second.....								
Third.....	3.95	3.83	7.75	3.00	44.00	22.17	7.50	337.50
Fourth.....	3.50	4.92	9.00	2.91	36.33	22.00	6.99	337.50
Months—								
January.....								
February.....								
March.....								
April.....								
May.....								
June.....								
July.....	3.84	3.75	7.75	3.06	45.50	23.00	7.63	337.50
August.....	4.00	4.25	(b)	3.13	43.50	22.50	7.50	337.50
September.....	4.00	3.50	(b)	2.81	43.00	21.00	7.38	337.50
October.....	3.50	4.63	(b)	2.50	32.00	23.00	7.25	337.50
November.....	3.56	5.00	(b)	3.13	39.00	21.00	7.25	337.50
December.....	3.44	5.13	9.00	2.38	38.00	(b)	6.47	337.50
1915—Year.....	3.85	4.02	8.98	3.07	40.75	17.42	5.73	335.00
Quarters—								
First.....	3.74	4.71	10.00	2.94	35.83	20.17	6.25	337.50
Second.....	3.79	3.81	9.17	3.07	40.67	17.00	5.11	336.67
Third.....	4.03	3.71	8.13	3.11	43.17	16.67	5.54	345.83
Fourth.....	3.82	3.84	8.63	3.13	43.33	15.83	6.00	320.00
Months—								
January.....	3.63	4.88	10.50	3.00	35.00	21.00	6.25	337.50
February.....	4.00	4.75	9.75	(b)	35.50	21.00	6.25	337.50
March.....	3.59	4.50	9.75	2.88	37.00	18.50	6.25	337.50
April.....	3.81	4.38	8.75	2.88	38.00	16.00	5.25	335.00
May.....	3.75	3.50	9.25	3.19	40.00	16.00	5.00	337.50
June.....	3.80	3.56	9.50	3.13	44.00	19.00	5.09	337.50
July.....	3.69	3.50	8.25	3.06	40.00	17.00	5.44	337.50
August.....	3.94	3.75	7.88	2.97	43.50	16.00	5.44	337.50
September.....	4.47	3.88	8.25	3.30	46.00	17.00	5.75	362.50
October.....	3.63	3.88	8.38	2.88	43.50	16.50	5.78	337.50
November.....	4.00	3.88	9.00	3.13	42.50	16.50	6.23	337.50
December.....	3.84	3.75	8.50	3.38	44.00	14.50	6.00	285.00

a Average for last 6 months of 1914.

b No quotation.

## WHOLESALE PRICES IN INDIA, BY MONTHS, QUARTERS, AND YEARS, 1914-1917—Continued.

	Bajara (millet).	Gram (chick- pea.)	Hides, buffalo, arsenic.	Jawar (millet.)	Jute, A. T. bags, hemmed.	Oil, mustard, first quality.	Poppy seed.	Teak- wood, first class (Euro- pean).
Market..... Unit.....	Karachi. Maund..	Calcutta. Maund..	Calcutta. 20 lbs ...	Karachi. Maund..	Calcutta. 100 bags.	Calcutta. Maund..	Calcutta. Maund..	Calcutta. Ton (50 cu. ft.).
Base price.....	Rupees. 3.84	Rupees. 3.75	Rupees. 7.75	Rupees. 3.06	Rupees. 45.50	Rupees. 23.00	Rupees. 7.63	Rupees. 337.50
1916—Year .....	3.34	3.41	8.97	3.00	46.40	15.58	5.89	257.71
Quarters—								
First.....	3.72	3.33	9.25	3.27	47.67	15.17	6.21	284.17
Second.....	3.32	3.04	9.42	2.95	45.17	16.42	5.67	258.33
Third.....	3.26	3.71	7.23	2.94	44.75	14.50	5.58	256.67
Fourth.....	3.07	3.55	9.92	2.86	48.00	16.25	6.11	231.67
Months—								
January.....	3.78	3.75	9.25	3.37	46.00	15.50	6.13	337.50
February.....	3.69	3.25	9.00	3.25	49.00	15.00	6.25	257.50
March.....	3.69	3.00	9.50	3.19	48.00	15.00	6.25	257.50
April.....	3.38	3.00	9.75	3.00	47.50	14.50	6.25	257.50
May.....	3.33	3.00	10.00	2.84	45.00	19.50	5.31	257.50
June.....	3.25	3.13	8.50	3.00	43.00	15.25	5.44	260.00
July.....	3.50	3.44	7.75	2.84	43.00	14.50	5.50	250.00
August.....	3.41	3.44	7.63	3.09	45.25	14.50	5.50	260.00
September.....	2.88	4.25	6.50	2.88	46.00	14.50	5.75	260.00
October.....	2.81	3.63	6.75	2.63	48.00	16.38	6.03	260.00
November.....	3.28	3.63	11.50	3.00	48.50	17.38	6.00	260.00
December.....	3.13	3.38	11.50	2.94	47.50	15.00	6.31	175.00
1917—Year .....	3.22	3.44	.....	.....	47.76	15.19	5.71	.....
Quarters—								
First.....	3.01	3.42	11.17	2.91	41.83	15.42	6.24	180.00
Second.....	2.95	3.17	9.25	2.59	42.71	15.25	5.14	183.33
Third.....	3.04	3.67	6.67	2.39	53.00	14.58	5.54	190.00
Fourth.....	3.90	3.50	.....	.....	65.00	.....	6.38	.....
Months—								
January.....	3.17	3.33	12.00	3.00	43.00	15.50	6.22	175.00
February.....	3.06	3.63	11.75	2.84	41.00	16.00	6.25	180.00
March.....	2.81	3.25	9.75	2.88	41.50	14.75	6.25	185.00
April.....	2.92	3.25	9.75	2.81	42.00	14.00	5.25	180.00
May.....	2.94	3.00	9.50	2.47	41.13	17.25	4.88	185.00
June.....	2.98	3.25	8.50	2.50	45.00	14.50	5.28	185.00
July.....	3.06	3.50	7.50	2.54	50.00	14.50	5.31	190.00
August.....	3.06	3.75	6.50	2.38	53.00	14.50	5.33	(a)
September.....	3.00	3.75	6.00	2.25	56.00	14.75	5.94	(a)
October.....	3.19	3.50	.....	2.75	(a)	(a)	(a)	.....
November.....	3.50	3.50	.....	3.13	(a)	(a)	(a)	.....
December.....	5.00	3.50	.....	.....	65.00	16.13	6.38	(a)

a No quotation.

## BIBLIOGRAPHY.

[NOTE.—(1) Italian prices compiled directly from *Italia Economica*, 1913, 1914, 1915, 1916, and 1917 (Riccardo Bachi, Rome); (2) Italian silk prices for 1917 and 1918 furnished by The Silk Association of America, New York City; (3) French silk prices furnished by The Silk Association of America, New York City; (4) Canadian prices compiled directly from Wholesale Prices, Canada, 1913, 1914, 1915, 1916, and 1917 (Canadian Department of Labour, Ottawa) (Official); Canadian prices for 1918 furnished in manuscript form by Canadian Department of Labour.]

Commodity.	Country.	Source.
Acetone.....	England.....	Chemical Trade Journal and Chemical Engineer, London.
Acid:		
Acetic.....	.....do.....	Do.
Carbolic.....	Canada.....	Canadian Pharmaceutical Journal.
	England.....	Gas Engineers' Magazine, London.
Citric.....	Australia.....	Journal of Commerce of Victoria and Melbourne Price Current, Melbourne.
	Italy.....	Bollettino della Camera di Commercio di Genova, Genoa.
Hydrochloric.....	France.....	Reforme Economique, Paris.
Muriatic.....	England.....	Chemical Trade Journal and Chemical Engineer, London.
Nitric.....	.....do.....	Do.
Oxalic.....	.....do.....	Do.
Phosphoric.....	.....do.....	Do.
Sulphuric.....	Canada.....	Canadian Pharmaceutical Journal.
	Denmark.....	Maeglernes Pris-Kurant, Copenhagen.
	England.....	Chemical Trade Journal and Chemical Engineer, London.
	France.....	Reforme Economique, Paris.
	Italy.....	Bollettino della Camera di Commercio di Genova, Genoa.
Tannic.....	New Zealand.....	New Zealand Trade Review and Price Current, Wellington.
Tartaric.....	England.....	Chemical Trade Journal and Chemical Engineer, London.
	.....do.....	Do.
Alcohol.....	Canada.....	Canadian Pharmaceutical Journal.
	France.....	Reforme Economique, Paris.
	Holland.....	Maandcijfers en Andere Periodieke Opgaven betreffende Nederland en de Kolonien, The Hague (official); Maandschrift van het Central Bureau voor Statistiek, The Hague (official).
	Italy.....	Bolettino della Camera di Commercio di Genova, Genoa.
Alimentary pastes.....	.....do.....	Revista Economica della Camera di Commercio di Napoli, Naples.
Alum.....	Australia.....	Journal of Commerce of Victoria and Melbourne Price Current, Melbourne.
	Canada.....	Canadian Journal of Commerce.
	England.....	Chemical Trade Journal and Chemical Engineer, London.
	New Zealand.....	New Zealand Trade Review and Price Current.
Alumina sulphate.....	England.....	Chemical Trade Journal and Chemical Engineer, London.
Ammonia.....	.....do.....	Do.
Muriate.....	.....do.....	Do.
Nitrate.....	.....do.....	Do.
Ammonium sulphate.....	.....do.....	Gas Engineers' Magazine, London.
	France.....	Reforme Economique, Paris.
	Italy.....	Bollettino della Camera di Commercio di Genova, Genoa.
Antimony.....	Canada.....	Hardware and Metal.
	England.....	Chemical Trade Journal and Chemical Engineer, London.
Apples.....	Australia.....	Queensland Agricultural Journal, Brisbane (official).
	Canada.....	The Globe, Toronto; The Weekly Sun, Toronto.
Arhar Dal.....	India.....	Prices and Wages in India, Calcutta (official); Wholesale and Retail Prices, Calcutta (official).
Arsenic.....	England.....	Chemical Trade Journal and Chemical Engineer, London.
	New Zealand.....	New Zealand Trade Review and Price Current, Wellington.
Bacon.....	Australia.....	Queensland Agricultural Journal, Brisbane (official).
	Canada.....	The Trade Bulletin, Montreal.
	England.....	Journal of the Board of Agriculture, London; Return of Market Prices, Scotland, London.
Bags.....	Australia.....	Anstralasian Hardware and Machinery, Sydney and Melbourne.
	England.....	Broomhall's Corn Trade News.
	India.....	Prices and Wages in India, Calcutta (official).
Bajra.....	.....do.....	Indian Trade Journal, Calcutta (official).
Bananas.....	Australia.....	Queensland Agricultural Journal, Brisbane (official).
Barium:		
Chloride.....	England.....	Chemical Trade Journal and Chemical Engineer, London.
Sulphate.....	.....do.....	Do.
Barley.....	Argentina.....	Boletin Mensual de Estadistica Agrícola, Buenos Aires (official).
	Canada.....	Annual Report of Winnipeg Grain Exchange; Grain Growers' Guide; The Manitoba Free Press, Winnipeg.

Commodity.	Country.	Source.
Barley.....	England.....	The Economist, London.
	France.....	Reforme Economique, Paris.
	India.....	Prices and Freights (Memorandum and Statistical Tables), Calcutta (official); Prices and Wages in India, Calcutta (official); Wholesale and Retail Prices, Calcutta (official).
	Italy.....	Listini del Municipio di Milano, Milan.
	Japan.....	Chamber of Commerce Journal, Yokohama.
	New Zealand.....	New Zealand Trade Review and Price Current, Wellington.
	Norway.....	Statistisk Aarbok for Kristiania, Christiania (official).
	Russia.....	Vnyeshnaya Torgovlya po Evropeiskvi Granitsya (official).
Beans.....	Sweden.....	Prisstegringen i Sverige under Krigstiden, Stockholm (official).
	England.....	The Miller, London.
Beef.....	Japan.....	Chamber of Commerce Journal, Yokohama.
	Argentina.....	Boletin Mensual de Estadistica Agricola, Buenos Aires (official).
	Australia.....	Pastoral Review, Melbourne, Sydney, London.
	Austria.....	Warenpreisberichte, Vienna (official).
	Canada.....	The Canadian Farm.
	Denmark.....	Mæglernes Pris-Kurant, Copenhagen.
	England.....	Journal of the Board of Agriculture, London; Return of Market Prices, Scotland, London.
	France.....	United States Food Administration Special Report on Prices in France (official).
	Japan.....	Chamber of Commerce Journal, Yokohama.
	Norway.....	Statistisk Aarbok for Kristiania, Christiania (official).
	Sweden.....	Prisstegringen i Sverige under Krigstiden, Stockholm (official).
Beets.....	England.....	Return of Market Prices, Scotland, London.
	do.....	Gas Engineers' Magazine, London.
Benzol.....	Argentina.....	Review of the River Plate, Buenos Aires.
Birdseed.....	New Zealand.....	New Zealand Trade Review and Price Current, Wellington.
Blacking.....	Australia.....	Australasian Hardware and Machinery, Sydney and Melbourne.
Blasting powder.....	New Zealand.....	New Zealand Trade Review and Price Current, Wellington.
	England.....	Chemical Trade Journal and Chemical Engineer, London.
Bleaching powder.....	New Zealand.....	New Zealand Trade Review and Price Current, Wellington.
Bluestone.....	Argentina.....	Review of the River Plate, Buenos Aires.
Bones.....	do.....	Boletin Mensual de Estadistica Agricola, Buenos Aires (official).
Bran.....	Australia.....	Queensland Agricultural Journal, Brisbane (official).
	Canada.....	The Globe, Toronto.
	New Zealand.....	New Zealand Trade Review and Price Current, Wellington.
	Sweden.....	Prisstegringen i Sverige under Krigstiden, Stockholm (official).
Brass.....	Australia.....	Australasian Hardware and Machinery, Sydney and Melbourne.
Bread.....	England.....	Iron and Steel Trades Journal, London.
	Canada.....	Bakers; Canada Bread Company (Ltd.).
Bricks.....	do.....	The Canadian Engineer; The Don Valley Brick Works.
	Japan.....	Chamber of Commerce Journal, Yokohama.
	Sweden.....	Prisstegringen i Sverige under Krigstiden, Stockholm (official).
Briquettes.....	New Zealand.....	New Zealand Trade Review and Price Current, Wellington.
Bullocks.....	Germany.....	Vierteljahreshefte zur Statistik des deutschen Reiches, Berlin (official).
	Argentina.....	Review of the River Plate, Buenos Aires.
Bulls.....	Australia.....	Pastoral Review, Sydney, Melbourne, London.
	New Zealand.....	Do.
Butter.....	Germany.....	Vierteljahreshefte zur Statistik des deutschen Reiches, Berlin (official).
	Italy.....	Listini del Municipio di Milano, Milan.
	Sweden.....	Sociala Meddelanden, Stockholm (official).
	Australia.....	Queensland Agricultural Journal, Brisbane (official).
	Austria.....	Wiener Landwirtschaftliche Zeitung, Vienna.
	Canada.....	The Globe, Toronto.
	England.....	Journal of the Board of Agriculture, London.
	France.....	Bulletin de la Statistique Generale de la France, Paris (official).
	Germany.....	Vierteljahreshefte zur Statistik des deutschen Reiches, Berlin (official).
	India.....	Prices and Wages in India, Calcutta (official); Wholesale and Retail Prices, Calcutta (official).
Cabbages.....	Norway.....	Statistisk Aarbok for Kristiania, Christiania (official).
	New Zealand.....	New Zealand Trade Review and Price Current, Wellington.
	Sweden.....	Prisstegringen i Sverige under Krigstiden, Stockholm (official).
	England.....	Return of Market Prices, Scotland, London.
	Canada.....	Canada Carbide Co.
Calcium:	England.....	Chemical Trade Journal and Chemical Engineer, London.
Carbide.....	Argentina.....	Anales de la Sociedad Rural Argentina, Buenos Aires; Review of the River Plate, Buenos Aires.
Chloride.....	Australia.....	Pastoral Review, Sydney, Melbourne, London.
Calves.....		

Commodity.	Country.	Source.	
Calves .....	Austria .....	Warenpreisberichte, Vienna (official).	
	Germany .....	Vierteljahreshefte zur Statistik des deutschen Reiches, Berlin (official).	
Caraway .....	England .....	Journal of the Board of Agriculture, London.	
	Italy .....	Listini del Municipio di Milano, Milan.	
	Sweden .....	Sociale Meddelanden, Stockholm (official).	
Casein .....	Austria .....	Wiener Landwirtschaftliche Zeitung, Vienna.	
Cattle .....	England .....	Chemical Trade Journal and Chemical Engineer, London.	
Cement .....	Canada .....	Manitoba Free Press, Winnipeg.	
	England .....	Journal of Board of Agriculture, London.	
Chaff .....	Australia .....	Australasian Hardware and Machinery, Sydney and Melbourne.	
	Canada .....	The Canadian Engineer; Hardware and Metal.	
	England .....	The Economist, London.	
	New Zealand .....	New Zealand Trade Review and Price Current, Wellington.	
Charcoal .....	Japan .....	Prisstegringen i Sverige under Krigstiden, Stockholm (official).	
	Australia .....	Queensland Agricultural Journal, Brisbane (official)	
Cheese .....	England .....	Pastoral Review, Sydney, Melbourne, London.	
	Canada .....	Chamber of Commerce Journal, Yokohama.	
Chickens .....	Australia .....	Queensland Agricultural Journal, Brisbane (official).	
	Canada .....	The Gazette, Montreal.	
	England .....	Journal of Board of Agriculture, London; Return of Market Prices, London.	
China clay .....	Canada .....	The Canadian Grocer.	
Chloride of lime .....	England .....	Chemical Trade Journal and Chemical Engineer, London.	
	France .....	Reforme Economique, Paris.	
Coal .....	Italy .....	Bollettino della Camera di Commercio di Genova, Genoa.	
	Canada .....	Farquhar Robertson.	
	Denmark .....	United States Consul General, Copenhagen.	
	England .....	Iron and Coal Trades Review, London.	
	France .....	Reforme Economique, Paris.	
	Germany .....	Vierteljahreshefte zur Statistik des deutschen Reiches, Berlin (official).	
	India .....	Prices and Wages in India, Calcutta (official).	
Cocoa .....	Italy .....	Bollettino della Camera di Commercio di Genova, Genoa.	
	Japan .....	Chamber of Commerce Journal, Yokohama.	
	New Zealand .....	New Zealand Trade Review and Price Current, Wellington.	
	Russia .....	Vnyeshnaya Torgoviya po Evropeiskvi Granitsye (official).	
	Sweden .....	Prisstegringen i Sverige under Krigstiden, Stockholm (official).	
Codfish .....	England .....	The Statist, London.	
	France .....	Reforme Economique, Paris.	
	New Zealand .....	New Zealand Trade Review and Price Current, Wellington.	
Coffee .....	Canada .....	Large huying company.	
	Sweden .....	Sociale Meddelanden, Stockholm (official).	
Coke .....	Australia .....	Journal of Commerce of Victoria and Melbourne Price Current, Melbourne.	
	Austria .....	Warenpreisberichte, Vienna (official).	
	Canada .....	Canadian Grocer.	
	Denmark .....	Maeglerens Pris-Kurant, Copenhagen.	
	England .....	The Statist, London.	
	France .....	Bulletin de la Statistique Generale de la France, Paris (official).	
	Germany .....	Vierteljahreshefte zur Statistik des deutschen Reiches, Berlin (official).	
	Italy .....	Revista Economica della Camera di Commercio di Napoli, Naples.	
	New Zealand .....	New Zealand Trade Review and Price Current, Wellington.	
	Sweden .....	Prisstegringen i Sverige under Krigstiden, Stockholm (official).	
	Copper .....	Canada .....	Canadian Mining Journal; Engineering and Mining Journal.
		England .....	Iron and Coal Trades Review, London.
Germany .....		Vierteljahreshefte zur Statistik des deutschen Reiches, Berlin (official).	
Italy .....		Bollettino della Camera di Commercio di Genova, Genoa.	
New Zealand .....		New Zealand Trade Review and Price Current, Wellington.	
Copper .....	Sweden .....	Prisstegringen i Sverige under Krigstiden, Stockholm (official).	
	Australia .....	Australasian Hardware and Machinery, Sydney and Melbourne.	
	Canada .....	Hardware and Metal.	
	England .....	The Economist, London; Iron and Steel Trades Journal, London.	
	France .....	L'Economiste Français, Paris (official).	
	India .....	Prices and Wages in India, Calcutta (official); War Prices and Freight at the end of September, 1917, Calcutta (official); War Prices and House Rents at the end of December, 1917, Calcutta (official).	
Copper .....	Italy .....	Bollettino della Camera di Commercio di Genova, Genoa.	
	Japan .....	Statistical Report of the Department of State for Agriculture and Commerce, Tokyo (official).	



Commodity.	Country.	Source.
Copper.....	Russia.....	Vnyeshnaya Torgovlya po Evropeiskvi Granitsye (official).
	Sweden.....	Prisstegringen i Sverige under Krigstiden, Stockholm (official).
Oxide.....	England.....	Chemical Trade Journal and Chemical Engineer, London.
Sulphate.....	do.....	Do.
	Australia.....	Journal of Commerce of Victoria and Melbourne Price Current, Melbourne.
	Italy.....	Bollettino della Camera di Commercio di Genova, Genoa.
Copperas.....	England.....	Gas Engineers' Magazine, London.
Corn.....	Argentina.....	Boletin Mensual de Estadística Agrícola, Buenos Aires (official).
	Canada.....	The Globe, Toronto.
	Russia.....	Vnyeshnaya Torgovlya po Evropeiskvi Granitsye (official).
Cotton.....	England.....	Economist, London.
	France.....	Bulletin de la Statistique Generale de la France, Paris (official).
	India.....	Prices and Wages in India, Calcutta (official); War Prices and Freight at the end of September, 1917, Calcutta (official); War Prices and House Rents at the end of December, 1917, Calcutta (official).
	Japan.....	Chamber of Commerce Journal, Yokohama.
	Russia.....	Vnyeshnaya Torgovlya po Evropeiskvi Granitsye (official).
	Sweden.....	Prisstegringen i Sverige under Krigstiden, Stockholm (official).
Cloth.....	Canada.....	Canadian Cottons (Ltd.); The Dominion Textile Company (Ltd.).
	England.....	The Economist, London.
	Germany.....	Vierteljahreshette zur Statistik des deutschen Reiches, Berlin (official).
	India.....	Prices and Wages in India, Calcutta (official); War Prices and Freight at the end of September, 1917, Calcutta (official); War Prices and House Rents at the end of December, 1917, Calcutta (official).
	Japan.....	Chamber of Commerce Journal, Yokohama.
Yarn.....	England.....	The Economist, London.
	Germany.....	Vierteljahreshette zur Statistik des deutschen Reiches, Berlin (official).
	India.....	Prices and Wages in India, Calcutta (official); War Prices and Freight at the end of September, 1917, Calcutta (official); War Prices and House Rents at the end of December, 1917, Calcutta (official).
	Japan.....	Chamber of Commerce Journal, Yokohama.
Seed.....	India.....	Wholesale and Retail Prices, Calcutta (official); Prices and Wages in India, Calcutta (official).
Cows.....	Argentina.....	Review of the River Plate, Buenos Aires.
	Australia.....	Pastoral Review, Sydney, Melbourne, London.
	Austria.....	Warenpreisberichte, Vienna (official).
	Germany.....	Vierteljahreshette zur Statistik des deutschen Reiches, Berlin (official).
	Italy.....	Listini del Municipio di Milano, Milan.
	Sweden.....	Sociala Meddelanden, Stockholm (official).
Cream of tartar.....	New Zealand.....	New Zealand Trade Review and Price Current, Wellington.
Creosote.....	England.....	Gas Engineers' Magazine, London.
Criollas.....	Argentina.....	Review of the River Plate, Buenos Aires.
Dates.....	New Zealand.....	New Zealand Trade Review and Price Current, Wellington.
Ducks.....	Australia.....	Queensland Agricultural Journal, Brisbane (official).
	England.....	Return of Market Prices, Scotland, London.
Dynamite.....	Australia.....	Australasian Hardware and Machinery, Sydney, Melbourne.
Eggs.....	do.....	Queensland Agricultural Journal, Brisbane (official).
	Canada.....	The Globe, Toronto.
	England.....	Journal of the Board of Agriculture, London; Return of Market Prices, Scotland, London.
	Japan.....	Chamber of Commerce Journal, Yokohama.
	Norway.....	Statistisk Aarboek for Kristiania, Christiania (official).
	Sweden.....	Prisstegringen i Sverige under Krigstiden, Stockholm (official).
Figs.....	New Zealand.....	New Zealand Trade Review and Price Current, Wellington.
Firewood.....	Japan.....	Chamber of Commerce Journal, Yokohama.
Flax.....	Sweden.....	Prisstegringen i Sverige under Krigstiden, Stockholm (official).
Fiber.....	Canada.....	Doom Twines (Ltd.).
Seed.....	Argentina.....	Boletin Mensual de Estadística Agrícola, Buenos Aires (official).
	Canada.....	Manitoba Free Press, Winnipeg.
	Russia.....	Vnyeshnaya Torgovlya po Evropeiskvi Granitsye (official).
Flour.....	Argentina.....	Boletin Mensual de Estadística Agrícola, Buenos Aires (official).
	Australia.....	Queensland Agricultural Journal, Brisbane (official).
	Canada.....	The Northwestern Miller.
	England.....	The Miller, London; The Economist, London.
	France.....	Reforme Economique, Paris.

Commodity.	Country.	Source.
Flour	India	Wholesale and Retail Prices, Calcutta (official); Prices and Wages in India, Calcutta (official).
	Italy	Listini del Municipio di Milano, Milan.
	New Zealand	New Zealand Trade Review and Price Current, Wellington.
Fowl	Australia	Queensland Agricultural Journal, Brisbane (official).
	Canada	Canadian Grocer.
	England	Return of Market Prices, Scotland, London.
French chalk	do.	World's Paper Trade Review, London.
Fustic—dye	do.	The Economist, London.
Gambier—dye	do.	Do.
Gasoline	Canada	Large dealers.
	France	Tablettes Statistiques et Documents Legislatifs, Paris.
Geese	Australia	Queensland Agricultural Journal, Brisbane (official).
	Austria	Wiener Landwirtschaftliche Zeitung, Vienna.
Gelatine	New Zealand	New Zealand Trade Review and Price Current, Wellington.
Ginger	India	Prices and Wages in India, Calcutta (official); War prices and Freights at the end of September, 1917, Calcutta (official); War Prices and House Rents at the end of December, 1917, Calcutta (official).
	New Zealand	New Zealand Trade Review and Price Current, Wellington
Glass	Canada	Hardware and Metal.
Glué	do.	Dealers; Canadian Journal of Commerce.
	England	Oil and Colour Trades Journal, London.
Glycerin	Canada	Canadian Journal of Commerce; Canadian Pharmaceutical Journal; Dealers.
	England	Chemical Trade Journal and Chemical Engineer, London.
	France	Bulletin Commerciale Hebdomaire de Maurice Duclos, Paris.
Gram	India	Indian Trade Journal, Calcutta (official).
Gunpowder	Canada	Canadian Explosives (Ltd.).
Gypsum	England	World's Paper Trade Review, London.
Haddock	Canada	Canadian Grocer.
	New Zealand	New Zealand Trade Review and Price Current, Wellington.
Hair	Argentina	Review of the River Plate, Buenos Aires.
	Australia	Pastoral Review, Sydney, Melbourne, London.
	do.	Queensland Agricultural Journal, Brisbane (official).
Hams	Canada	Trade Bulletin; Montreal Gazette.
	England	Journal of the Board of Agriculture, London; Return of Market Prices, London.
Hay	Australia	Queensland Agricultural Journal, Brisbane (official).
	Austria	Wiener Landwirtschaftliche Zeitung, Vienna.
	Canada	Grain Growers' Guide.
	England	The Statist, London.
	France	Reforme Economique, Paris.
	Japan	Chamber of Commerce Journal, Yokohama.
	Norway	Statistisk Aarboek for Kristiania, Christiania (official).
Heifers	Argentina	Review of the River Plate, Buenos Aires.
	Germany	Vierteljahreshefte zur Statistik des deutschen Reiches, Berlin (official).
	Sweden	Sociala Meddelanden, Stockholm (official).
Hemp	England	The Economist, London.
	France	Reforme Economique, Paris.
	Italy	Revista Economica della Camera di Commercio di Napoli, Naples.
	Japan	Chamber of Commerce Journal, Yokohama.
	Russia	Vnyeshnaya Torgovlya po Evropeiskvi Granitsye (official).
	Sweden	Prisstegringen i Sverige under Krigstiden, Stockholm (official).
Herring	New Zealand	New Zealand Trade Review and Price Current, Wellington.
	Sweden	Prisstegringen i Sverige under Krigstiden, Stockholm (official).
Hides	Argentina	Review of the River Plate, Buenos Aires.
	Australia	Pastoral Review, Sydney, Melbourne, London.
	Canada	The Globe, Toronto.
	England	The Economist, London; Leather Trades Review, London.
	India	Prices and Wages in India, Calcutta; (official) War Prices and Freights at the end of September, 1917, Calcutta (official).
	New Zealand	Pastoral Review, Sydney, Melbourne, London.
Hogs	Austria	Warenpreisberichte, Vienna (official).
	Canada	Grain Growers' Guide.
	Germany	Vierteljahreshefte zur Statistik des deutschen Reiches, Berlin (official).
	Italy	Listini del Municipio di Milano, Milan.
	Sweden	Sociala Meddelanden, Stockholm (official).
Honey	Australia	Queensland Agricultural Journal, Brisbane (official).
	Canada	The Canadian Grocer.
	do.	Trade Bulletin.
Hops	Germany	Vierteljahreshefte zur Statistik des deutschen Reiches, Berlin (official).
	New Zealand	New Zealand Trade Review and Price Current, Wellington.
Horse meat	Norway	Statistisk Aarboek for Kristiania, Christiania (official).
Indigo	Canada	Canadian Journal of Commerce; Canadian Pharmaceutical Journal.
	England	The Economist, London.

Commodity.	Country.	Source.
Indigo.....	India.....	Prices and Wages in India, Calcutta (official); War Prices and Freights at the end of September, 1917; Calcutta (official); War Prices and House Rents at the end of December, 1917, Calcutta (official).
Iron.....	Australia.....	Australasian Hardware and Machinery, Sydney and Melbourne.
	Canada.....	Dominion Iron and Steel Co. (Ltd.); Hardware and Metal; The Steel Co. of Canada; large dealers.
	Denmark.....	United States Consul General, Copenhagen.
	England.....	The Economist, London; Iron and Steel Trades Journal, London.
	Germany.....	Vierteljahreshefte zur Statistik des deutschen Reiches, Berlin (official).
	India.....	Prices and Wages in India, Calcutta (official); War Prices and Freights at the end of September, 1917, Calcutta (official); War Prices and House Rents at the end of December, 1917, Calcutta (official).
	Japan.....	Chamber of Commerce Journal, Yokohama.
	New Zealand.....	New Zealand Trade Review and Price Current, Wellington.
	Russia.....	Vnyeshnaya Torgovlya po Evropeiskvi Granitsye (official).
	Sweden.....	Prisstegeingen i Sverige under Krigstiden, Stockholm (official).
Jawar.....	India.....	Indian Trade Journal, Calcutta (official).
Jute.....	Canada.....	J. & A. D. Grimond (Ltd.), Toronto.
	India.....	Prices and Wages in India, Calcutta (official); War Prices and Freights at the end of September, 1917, Calcutta (official); War Prices and House Rents at the end of December, 1917, Calcutta (official).
	Sweden.....	Prisstegeingen i Sverige under Krigstiden, Stockholm (official).
Katsuo-hushi.....	Japan.....	Chamber of Commerce Journal, Yokohama.
Kerosene.....	Canada.....	Dealers.
	India.....	Memorandum and Statistical Tables Relating to Prices and Freights in India since the outbreak of the War, Calcutta (official); Wholesale and Retail Prices, Calcutta (official).
	Japan.....	Chamber of Commerce Journal, Yokohama.
	New Zealand.....	New Zealand Trade Review and Price Current, Wellington.
	Sweden.....	Prisstegeingen i Sverige under Krigstiden, Stockholm (official).
Lamb.....	Canada.....	The Globe, Toronto.
	England.....	Journal of the Board of Agriculture, London.
	New Zealand.....	Pastoral Review, Sydney, Melbourne, London.
Laquer.....	Japan.....	Chamber of Commerce Journal, Yokohama.
Lard.....	Canada.....	The Globe, Toronto.
	England.....	The Statist, London.
	France.....	Tablettes Statistiques et Documents Legislatifs, Paris.
Lead.....	Australia.....	Australasian Hardware and Machinery, Sydney and Melbourne.
	Canada.....	Hardware and Metal.
	England.....	The Statist, London.
	France.....	L'Economiste Francais, Paris (official).
	Germany.....	Vierteljahreshefte zur Statistik des deutschen Reiches, Berlin (official).
	Italy.....	Bollettino della Camera di Commercio di Genova, Genoa.
	Japan.....	Statistical Report of the Department of State for Agriculture and Commerce, Tokyo (official).
	Russia.....	Vnyeshnaya Torgovlya po Evropeiskvi Granitsye (official).
	Sweden.....	Prisstegeingen i Sverige under Krigstiden, Stockholm (official).
Acetate.....	England.....	Chemical Trade Journal and Chemical Engineer, London.
Carbonate.....	do.....	do.
Litharge.....	do.....	Gas Engineers' Magazine, London.
Nitrate.....	do.....	Chemical Trade Journal and Chemical Engineer, London.
Faint.....	Australia.....	Australasian Hardware and Machinery, Sydney and Melbourne.
	Canada.....	Hardware and Metal.
	England.....	Gas Engineers' Magazine, London.
	New Zealand.....	New Zealand Trade Review and Price Current, Wellington.
	Norway.....	Farmand, Christiania.
Leather.....	Canada.....	The Globe, Toronto; Trade Bulletin.
	Italy.....	Revista Economica della Camera di Commercio di Napoli, Naples.
	Norway.....	Farmand, Christiania.
	Sweden.....	Prisstegeingen i Sverige under Krigstiden, Stockholm (official).
Lentils.....	England.....	The Miller, London.
Lime.....	do.....	World's Paper Trade Review, London.
Acetate.....	do.....	Chemical Trade Journal and Chemical Engineer, London.
Linseed.....	do.....	The Economist, London.
	India.....	Prices and Wages in India, Calcutta (official); Wholesale and Retail Prices, Calcutta (official).
Cake.....	Russia.....	Vnyeshnaya Torgovlya po Evropeiskvi Granitsye (official).
Lobster.....	Canada.....	A. N. Whitman and Sons (Ltd.).
	New Zealand.....	New Zealand Trade Review and Price Current, Wellington.
Logwood.....	England.....	The Economist, London.

Commodity.	Country.	Source.
Lumber:		
Cedar.....	Canada.....	The Canadian Lumberman.
	Japan.....	Chamber of Commerce Journal, Yokohama.
	New Zealand.....	New Zealand Trade Review and Price Current, Wellington.
Fir.....	Canada.....	Canadian Lumberman.
Flooring.....	Australia.....	Journal of Commerce of Victoria and Melbourne Price Current, Melbourne.
Keyaki.....	Japan.....	Chamber of Commerce Journal, Yokohama.
Momi.....	do.....	Do.
Oak.....	Canada.....	Canadian Lumberman.
Pine.....	do.....	Do.
	Italy.....	Revista Economica della Camera di Commercio di Napoli, Naples.
	Japan.....	Chamber of Commerce Journal, Yokohama.
	New Zealand.....	New Zealand Trade Review and Price Current, Wellington.
Pitch pine.....	Italy.....	Revista Economica della Camera di Commercio di Napoli, Naples.
Redwood.....	New Zealand.....	New Zealand Trade Review and Price Current, Wellington.
Scantlings.....	Sweden.....	Prisstegringen i Sverige under Krigstiden, Stockholm (official).
Shingles.....	Japan.....	Chamber of Commerce Journal, Yokohama.
Spruce.....	Canada.....	Canadian Lumberman.
Teakwood.....	India.....	Prices and Wages in India, Calcutta (official); War Prices and Freight at the end of September, 1917, Calcutta (official); War Prices and House Rents at the end of December, 1917, Calcutta (official).
Magnesium	England.....	Chemical Trade Journal and Chemical Engineer, London.
Sulphate.....	do.....	Do.
Maize.....	Australia.....	Queensland Agricultural Journal, Brisbane (official).
	Italy.....	Listini del Municipio di Milano, Milan.
	New Zealand.....	New Zealand Trade Review and Price Current, Wellington.
	Sweden.....	Prisstegringen i Sverige under Krigstiden, Stockholm (official).
Malt.....	Holland.....	Maandcijfers en Andere Periodieke Opgaven betreffende Nederland en de Kolonien, The Hague (official); Maandschrift van het Central Bureau voor Statistiek, The Hague (official).
	New Zealand.....	New Zealand Trade Review and Price Current, Wellington.
Manganese sulphate.....	England.....	Chemical Trade Journal and Chemical Engineer, London (official).
Margarine.....	Sweden.....	Prisstegringen i Sverige under Krigstiden, Stockholm (official).
Matches.....	Canada.....	Le Moniteur du Commerce.
	New Zealand.....	New Zealand Trade Review and Price Current, Wellington.
Mats.....	Japan.....	Chamber of Commerce Journal, Yokohama.
Mica.....	Canada.....	S. O. Fillion, Ottawa.
Milk.....	do.....	Retail Milk Dealers' Association; Toronto Milk Producers' Association.
	Japan.....	Chamber of Commerce Journal, Yokohama.
	New Zealand.....	New Zealand Trade Review and Price Current, Wellington.
Mineral white.....	England.....	World's Paper Trade Review, London.
Mink.....	Canada.....	Revillon Freres (Ltd.).
Miso.....	Japan.....	Chamber of Commerce Journal, Yokohama.
Mustard.....	New Zealand.....	New Zealand Trade Review and Price Current, Wellington.
Mustard and rapeseed.....	India.....	Prices and Wages in India, Calcutta (official); Wholesale and Retail Prices, Calcutta (official).
Mutton.....	Canada.....	The Globe, Toronto.
	England.....	The Economist, London; Journal of the Board of Agriculture, London; Return of Market Prices, London.
	France.....	United States Food Administration Special Report on Prices in France (official).
	Norway.....	Statistisk Aarbok for Kristiania, Christiania (official).
	Sweden.....	Prisstegringen i Sverige under Krigstiden, Stockholm (official).
Nails.....	Australia.....	Australasian Hardware and Machinery, Sydney and Melbourne.
	Japan.....	Chamber of Commerce Journal, Yokohama.
Naptha.....	England.....	Gas Engineers' Magazine, London.
	Russia.....	Vnyeshnaya Torgovlya po Evropejskvi Granitsye (official).
Nuts.....	New Zealand.....	New Zealand Trade Review and Price Current, Wellington.
Oats.....	Argentina.....	Boletin Mensual de Estadistica Agricola, Buenos Aires (official).
	Australia.....	Queensland Agricultural Journal, Brisbane (official).
	Canada.....	Annual Report of Winnipeg Grain Exchange; Grain Growers' Guide; The Manitoba Free Press, Winnipeg.
	England.....	The Economist, London.
	France.....	International Crop Report and Agricultural Statistics, Rome (official).
	India.....	Prices and Wages in India, Calcutta (official); War Prices and Freight at the end of September, 1917, Calcutta (official); War Prices and House Rents at the end of December, 1917, Calcutta (official).
	Italy.....	Listini del Municipio di Milano, Milan.
	New Zealand.....	New Zealand Trade Review and Price Current, Wellington.
	Norway.....	Statistisk Aarbok for Kristiania, Christiania (official).

Commodity.	Country.	Source.
Oats.....	Russia..... Sweden.....	Vnyeshnaya Torgovlya po Evropeiskv Granitsye (official). Prisstegringen i Sverige under Krigstiden, Stockholm (official).
Oatmeal.....	England..... New Zealand.....	The Miller, London. New Zealand Trade Review and Price Current, Wellington.
<b>Oil:</b>		
Aniline.....	England.....	Chemical Trade Journal and Chemical Engineer, London.
Cake.....	.....do.....	The Economist, London.
Castor.....	Australia.....	Anstralasian Hardware and Machinery, Sydney and Melbourne.
	New Zealand.....	New Zealand Trade Review and Price Current, Wellington.
Coconut.....	England.....	The Economist, London.
Colza.....	France.....	Bulletin de la Statistique Generale de la France, Paris (official).
	New Zealand.....	New Zealand Trade Review and Price Current, Wellington.
Cotton seed.....	England.....	Chemical Trade Journal and Chemical Engineer, London.
Linseed.....	Australia.....	Anstralasian Hardware and Machinery, Sydney and Melbourne.
	Canada.....	Canadian Journal of Commerce; Hardware and Metal.
	England.....	Chemical Trade Journal and Chemical Engineer, London.
	France.....	Bulletin de la Statistique Generale de la France, Paris (official).
	Holland.....	Maandcijfers en Andere Periodieke Opgaven betreffende Nederland en de Kolonien, The Hague (official).
	New Zealand.....	New Zealand Trade Review and Price Current, Wellington.
Mustard.....	India.....	Prices and Wages in India, Calcutta (official); War Prices and Freight at end of September, 1917, Calcutta (official); War Prices and House Rents at end of December, 1917, Calcutta (official).
Olive.....	Italy.....	Bollettino della Camera di Commercio di Genova, Genoa.
Palm.....	France.....	Tablettes Statistiques et Documents Legislatifs, Paris.
Rape.....	England.....	The Statist, London.
Rapeseed.....	France..... Holland.....	Reforme Economique, Paris. Maandcijfers en Andere Periodieke Opgaven, betreffende Nederland en de Kolonien, The Hague (official).
	Japan.....	Chamber of Commerce Journal, Yokohama.
Salad.....	New Zealand.....	New Zealand Trade Review and Price Current, Wellington.
	Japan.....	Chamber of Commerce Journal, Yokohama.
Onions.....	Australia.....	Queensland Agricultural Journal, Brisbane (official).
	Canada.....	Canadian Grocer.
	England.....	Return of Market Prices, London.
Oxen.....	Germany.....	Vierteljahreshettezur Statistikdesdeutschen Reiches, Berlin (official).
Oysters.....	New Zealand.....	New Zealand Trade Review and Price Current, Wellington.
Painkiller.....	.....do.....	Do.
Paper.....	Canada.....	The Pulp and Paper Magazine.
	Japan.....	Chamber of Commerce Journal, Yokohama.
	New Zealand.....	New Zealand Trade Review and Price Current, Wellington.
Waste.....	England.....	World's Paper Trade Review, London.
Peanut cakes.....	Sweden.....	Prisstegringen i Sverige under Krigstiden, Stockholm (official).
Peanuts.....	Australia.....	Queensland Agricultural Journal, Brisbane (official).
Peas.....	England..... India.....	The Miller, London. Prices and Wages in India, Calcutta (official); War Prices and Freight at the end of September, 1917, Calcutta (official); War Prices and House Rents at the end of December, 1917, Calcutta (official).
Pepper.....	Canada.....	Canadian Grocer.
	Germany.....	Vierteljahreshette zur Statistik des deutschen Reiches, Berlin (official).
	New Zealand.....	New Zealand Trade Review and Price Current, Wellington.
Perch.....	Sweden.....	Sociala Meddelanden, Stockholm (official).
Petroleum.....	England..... France..... Holland.....	The Statist, London. Bulletin des Halles, Bourseset Marches, Paris. Maandcijfers en Andere Periodieke Opgaven betreffende Nederland en de Kolonien, The Hague (official); Maandschrift van het Central Bureau voor Statistik (official).
	Russia.....	Vnyeshnaya Torgovlya po Evropeiskvi Granitsye (official).
Pewter.....	Italy.....	Bollettino della Camera di Commercio di Genova, Genoa.
Pigs.....	England..... New Zealand..... Sweden.....	Journal of the Board of Agriculture, London Pastoral Review, Sydney, Melbourne, London. Sociala Meddelanden, Stockholm (official).
	.....do.....	Do.
Pike.....	New Zealand.....	New Zealand Trade Review and Price Current, Wellington.
Pills.....	Canada.....	Hardware and Metal.
Pitch.....	New Zealand.....	New Zealand Trade Review and Price Current, Wellington.
Plaster.....	Australia.....	Anstralasian Hardware and Machinery, Sydney and Melbourne.
	England.....	World's Paper Trade Review, London.
Plaster of Paris.....	Canada.....	W. McNally & Co.
	New Zealand.....	New Zealand Trade Review and Price Current, Wellington.
Pollard.....	Australia.....	Queensland Agricultural Journal, Brisbane (official).
	New Zealand.....	New Zealand Trade Review and Price Current, Wellington.

Commodity.	Country.	Source.
Poppy seed . . . . .	India . . . . .	Prices and Wages in India, Calcutta (official); War Prices and Freights at end of September, 1917, Calcutta (official); War Prices and House Rents at the end of December, 1917, Calcutta (official).
Pork . . . . .	Argentina . . . . .	Boletin Mensual de Estadistica Agricola, Buenos Aires (official).
	Austria . . . . .	Warenpreisherichte, Vienna (official).
	Canada . . . . .	The Globe, Toronto; Trade Bulletin.
	England . . . . .	The Economist, London; Journal of the Board of Agriculture, London; Return of Market Prices, London.
	France . . . . .	United States Food Administration Special Report on Prices in France (official).
	Japan . . . . .	Chamber of Commerce Journal, Yokohama.
	Norway . . . . .	Statistisk Aarboek for Kristiania, Christiania (official).
Potash . . . . .	Sweden . . . . .	Prisstegringen i Sverige under Krigstiden, Stockholm (official).
	Denmark . . . . .	Mæglerens Pris-Kurant, Copenhagen.
	England . . . . .	Gas Engineer's Magazine, London.
	Sweden . . . . .	Prisstegringen i Sverige under Krigstiden, Stockholm (official).
Potassium: Bichromate . . . . . Chlorate . . . . . Cyanide . . . . . Muriate . . . . . Nitrate . . . . . Permanganate . . . . . Sulphate . . . . .	England . . . . .	Chemical Trade Journal and Chemical Engineer, London.
	do . . . . .	Do.
	Australia . . . . .	Australasian Hardware and Machinery, Sydney and Melbourne.
	England . . . . .	Chemical Trade Journal and Chemical Engineer, London.
	do . . . . .	Do.
	do . . . . .	Do.
	do . . . . .	Do.
	do . . . . .	Do.
Potatoes . . . . .	Australia . . . . .	Queensland Agricultural Journal, Brisbane (official).
	Austria . . . . .	Wiener Landwirtschaftliche Zeitung, Vienna.
	Canada . . . . .	Canadian Grocer.
	France . . . . .	Bulletin de la Statistique Generale de la France, Paris (official).
	Germany . . . . .	Vierteljahreshefte zur Statistik des deutschen Reiches, Berlin (official).
	New Zealand . . . . .	Pastoral Review, Sydney, Melbourne, London.
	Norway . . . . .	Statistisk Aarboek for Kristiania, Christiania (official).
Pullets . . . . .	Sweden . . . . .	Prisstegringen i Sverige under Krigstiden, Stockholm (official).
	Austria . . . . .	Wiener Landwirtschaftliche Zeitung, Vienna.
Quicksilver . . . . .	Australia . . . . .	Australasian Hardware and Machinery, Sydney, and Melbourne.
Raccoon . . . . .	New Zealand . . . . .	Do.
	Canada . . . . .	Revillon Freres (Ltd.).
Rags . . . . .	England . . . . .	World's Paper Trade Review, London.
Raisins . . . . .	New Zealand . . . . .	New Zealand Trade Review and Price Current, Wellington.
Rapeseed . . . . .	Argentina . . . . .	Anales de la Sociedad Rural Argentina, Buenos Aires.
Resin . . . . .	England . . . . .	The Statist, London.
	Australia . . . . .	Australasian Hardware and Machinery, Sydney and Melbourne.
Rice . . . . .	Canada . . . . .	Le Moniteur du Commerce; Le Prix Courant.
	New Zealand . . . . .	New Zealand Trade Review and Price Current, Wellington.
	Australia . . . . .	Journal of Commerce of Victoria and Melbourne Price Current, Melbourne.
	Canada . . . . .	Canadian Grocer.
	Denmark . . . . .	Mæglerens Pris-Kurant, Copenhagen.
Rice cones . . . . . Rope . . . . .	England . . . . .	The Statist, London.
	France . . . . .	Tablettes Statistiques et Documents Legislatifs, Paris.
	India . . . . .	Prices and Wages in India, Calcutta (official); Prices and Freights in India, Calcutta (official); Wholesale and Retail Prices, Calcutta (official).
	Italy . . . . .	Listini del Municipio di Milano, Milan.
	Japan . . . . .	Chamber of Commerce Journal, Yokohama.
	New Zealand . . . . .	New Zealand Trade Review and Price Current, Wellington.
	England . . . . .	The Miller, London.
	New Zealand . . . . .	Australasian Hardware and Machinery, Sydney and Melbourne.
	Canada . . . . .	Hardware and Metal.
	England . . . . .	The Economist, London.
France . . . . .	Bulletin de la Statistique Generale de la France, Paris (official).	
Rye . . . . .	Argentina . . . . .	Boletin Mensual de Estadistica Agricola, Buenos Aires, (official).
	Canada . . . . .	The Globe, Toronto.
	France . . . . .	Reforme Economique, Paris.
	Italy . . . . .	Listini del Municipio di Milano, Milan.
	Russia . . . . .	Vnyeshnaya Torgovlya po Evropeiskvi Granitsyc (official).
	Sweden . . . . .	Prisstegringen i Sverige under Krigstiden, Stockholm (official).
Sake . . . . .	Japan . . . . .	Chamber of Commerce Journal, Yokohama.
Salmn . . . . .	New Zealand . . . . .	New Zealand Trade Review and Price Current, Wellington
Salt . . . . .	do . . . . .	Do.

Commodity.	Country.	Source.
Saltpeter	Denmark	Maeglernes Pris-Kurant, Copenhagen.
	India	Prices and Wages in India, Calcutta (official); War Prices and Freights at the end of September, 1917, Calcutta (official).
	Sweden	Prisstegringen i Sverige under Krigstiden, Stockholm (official).
Sheep	Australia	Pastoral Review, Sydney, Melbourne, London.
	Austria	Warenpreisberichte, Vienna (official).
	Canada	The Globe, Toronto.
	England	Journal of the Board of Agriculture, London.
	Germany	Vierteljahreshefte zur Statistik des deutschen Reiches, Berlin (official).
	India	Prices and Wages in India, Calcutta (official); Wholesale and Retail Prices, Calcutta (official).
	New Zealand	Pastoral Review, Sydney, Melbourne, London.
Shellac	Sweden	Sociala Meddelanden, Stockholm (official).
	Canada	Dealers; Hardware and Metal.
	England	The Statist, London.
	India	Prices and Wages in India, Calcutta (official); War Prices and Freights at the end of September, 1917, Calcutta (official); War Prices and House Rents at the end of December, 1917, Calcutta (official).
Shirting	Japan	Chamber of Commerce Journal, Yokohama.
Shot	Australia	Australasian Hardware and Machinery, Sydney and Melbourne.
Silk	England	The Economist, London.
	France	Chabrieres, Morel & Co.'s Report.
	India	Prices and Wages in India, Calcutta (official); War Prices and Freights at the end of September, 1917, Calcutta (official); War Prices and House Rents at the end of December, 1917, Calcutta (official).
	Italy	Bollettino dell'Associazione Serica Italiana, Milan.
	Japan	Chamber of Commerce Journal, Yokohama.
	Russia	Vnyeshnaya Torgovlya po Evropeiskvi Granitsye (official).
Silk thread	Canada	Belding, Paul, Corticelli (Ltd.).
Sizings	England	World's Paper Trade Review, London.
Skins	Argentina	Review of the River Plate, Buenos Aires.
	Australia	Pastoral Review, Sydney, Melbourne, London.
	Canada	The Globe, Toronto; The Mail and Empire, Toronto.
	England	Leather Trades Review, London.
	India	Prices and Wages in India, Calcutta (official); War Prices and Freights at the end of September, 1917, Calcutta (official); War Prices and House Rents at the end of December, 1917, Calcutta (official).
	New Zealand	Pastoral Review, Sydney, Melbourne, London.
	Sweden	Prisstegringen i Sverige under Krigstiden, Stockholm (official).
Slates	Australia	Australasian Hardware and Machinery, Sydney and Melbourne.
Sleepers	Japan	Chamber of Commerce Journal, Yokohama.
Soap	Canada	Dealers; Le Moniteur du Commerce.
	France	Tablettes Statistiques et Documents Legislatifs, Paris.
Soda:		
Ash	England	Gas Engineers' Magazine, London.
Caustic	Canada	Canadian Pharmaceutical Journal; Dealers; Le Prix Courant.
	France	Reforme Economique, Paris.
	New Zealand	New Zealand Trade Review and Price Current, Wellington.
Crystals	Denmark	Maeglernes Pris-Kurant, Copenhagen.
	Italy	Bollettina della Camera di Commercio di Genova, Genoa.
Sodium:		
Bicarbonate	Australia	Journal of Commerce of Victoria and Melbourne Price Current, Melbourne.
	Canada	Dealer.
	England	The Economist, London.
Borate	do.	Chemical Trade Journal and Chemical Engineer, London.
Carbonate	France	Reforme Economique, Paris.
Hydrate	England	Chemical Trade Journal and Chemical Engineer, London.
Nitrate	do.	Do.
	France	Reforme Economique, Paris.
	Italy	Bollettino della Camera di Commercio di Genova, Genoa.
	England	Chemical Trade Journal and Chemical Engineer, London.
	do.	Do.
	do.	Do.
	do.	Do.
Prussiate	do.	Do.
Silicate	do.	Do.
Sulphate	do.	Do.
Sulphide	do.	Do.
Soy	Japan	Chamber of Commerce Journal, Yokohama.
Spelter	Canada	Canadian Mining Journal.
	England	The Statist, London.
Starch	Canada	Canadian Grocer.
Steel	do.	Canadian Journal of Commerce; Dealers; Dominion Iron and Steel Co.; Hardware and Metal.
	England	The Economist, London; Iron and Steel Trades Journal, London.
	New Zealand	New Zealand Trade Review and Price Current, Wellington.
	Russia	Vnyeshnaya Torgovlya po Evropeiskvi Granitsye (official).

Commodity.	Country.	Source.
Steers.....	Argentina.....	Review of the River Plate, Buenos Aires.
	Italy.....	Listini del Municipio di Milano, Milan.
	Sweden.....	Sociala Meddelanden, Stockholm (official).
Straw.....	Argentina.....	Anales de la Sociedad Rural Argentina, Buenos Aires.
	Austria.....	Wiener Landwirtschaftliche Zeitung, Vienna.
	Canada.....	The Globe, Toronto.
	France.....	Reforme Economique, Paris.
	Japan.....	Chamber of Commerce Journal, Yokohama.
	Norway.....	Statistisk Aarboek for Kristiania, Christiania (official).
Sugar.....	Australia.....	Australian Sugar Journal, Brisbane.
	Canada.....	Canadian Grocer.
	Denmark.....	Mæglerens Pris-Kurant, Copenhagen.
	England.....	The Economist, London.
	France.....	Reforme Economique, Paris.
	India.....	Prices and Wages in India, Calcutta (official); War Prices and Freights at the end of September, 1917, Calcutta (official); War Prices and House Rents at the end of December, 1917, Calcutta (official).
	Italy.....	Bollettino della Camera di Commercio di Genova, Genoa.
	Japan.....	Chamber of Commerce Journal, Yokohama.
	New Zealand.....	New Zealand Trade Review and Price Current, Wellington.
	Russia.....	Vnyeshnaya Torgovlya po Evropeiskvi Granitsye (official).
	Sweden.....	Prisstegringen i Sverige under Krigstiden, Stockholm (official).
Sulphur.....	Australia.....	Journal of Commerce of Victoria and Melbourne Price Current, Melbourne.
	Denmark.....	Mæglerens Pris-Kurant, Copenhagen.
	England.....	Gas Engineers' Magazine, London.
	Italy.....	Listini del Consorzio Solifero.
	New Zealand.....	New Zealand Trade Review and Price Current, Wellington.
Brimstone.....	England.....	Chemical Trade Journal and Chemical Engineer, London.
Superphosphates.....	France.....	Reforme Economique, Paris.
	Sweden.....	Prisstegringen i Sverige under Krigstiden, Stockholm (official).
Takiwan.....	Japan.....	Chamber of Commerce Journal, Yokohama.
Tallow.....	Argentina.....	Review of the River Plate, Buenos Aires.
	Australia.....	Pastoral Review, Sydney, Melbourne, London.
	Canada.....	The Globe, Toronto.
	England.....	The Statist, London.
	France.....	Bulletin des Halles, Bourses et Marches, Paris.
	New Zealand.....	Pastoral Review, Sydney, Melbourne, London.
	Norway.....	Statistisk Aarboek for Kristiania, Christiania (official).
	Russia.....	Vnyeshnaya Torgovlya po Evropeiskvi Granitsye (official).
	England.....	The Economist, London.
Tapioca.....	England.....	The Economist, London.
Tar.....	Australia.....	Australasian Hardware and Machinery Sydney, and Melbourne.
	Canada.....	Hardware and Metal.
Tea.....	Australia.....	Journal of Commerce of Victoria and Melbourne Price Current, Melbourne.
	Canada.....	Trade Bulletin.
	Denmark.....	Mæglerens Pris-Kurant, Copenhagen.
	Germany.....	Vierteljahreshefte zur Statistik des deutschen Reiches, Berlin (official).
	India.....	Prices and Wages in India, Calcutta (official); War Prices and Freights at the end of September, 1917, Calcutta (official); War Prices and House Rents at the end of December, 1917, Calcutta (official).
	Japan.....	Chamber of Commerce Journal, Yokohama.
	do.....	do.
Tiles.....	do.....	do.
Timber.....	England.....	The Economist, London.
Tin.....	Canada.....	Hardware and Metal.
	England.....	Iron and Steel Trades Journal, London.
	France.....	L'Economiste Francais, Paris (official).
	Germany.....	Vierteljahreshefte zur Statistik des deutschen Reiches, Berlin (official).
	India.....	Prices and Wages in India, Calcutta (official); War Prices and Freights at the end of September, 1917, Calcutta (official); War Prices and House Rents at the end of December, 1917, Calcutta (official).
	Russia.....	Vnyeshnaya Torgovlya po Evropeiskvi Granitsye (official).
	Sweden.....	Prisstegringen i Sverige under Krigstiden, Stockholm (official).
Crystals.....	England.....	Chemical Trade Journal and Chemical Engineer, London.
Plates.....	Australia.....	Australasian Hardware and Machinery, Sydney and Melbourne.
	England.....	Iron and Steel Trades Journal, London.
	New Zealand.....	New Zealand Trade Review and Price Current, Wellington.
Tobacco.....	Canada.....	Large buyers.
	England.....	The Economist, London.
	Germany.....	Vierteljahreshefte zur Statistik des deutschen Reiches, Berlin (official).
	India.....	Prices and Wages in India, Calcutta (official); Wholesale and Retail Prices, Calcutta (official).
	New Zealand.....	New Zealand Trade Review and Price Current, Wellington.



Commodity.	Country.	Source.
Turkeys .....	Australia .....	Queensland Agricultural Journal, Brisbane (official).
Turmeric .....	England .....	The Economist, London.
	India .....	Prices and Wages in India, Calcutta (official); Wholesale and Retail Prices, Calcutta (official).
Turpentine .....	Australia .....	Australasian Hardware and Machinery, Sydney and Melbourne.
	Canada .....	Hardware and Metal.
	England .....	The Statist, London.
	New Zealand .....	New Zealand Trade Review and Price Current, Wellington.
Twine .....	England .....	World's Paper Trade Review, London.
Veal .....	Austria .....	Warenpretsberichte, Vienna (official).
	Canada .....	The Globe, Toronto.
	England .....	Journal of the Board of Agriculture, London.
	Norway .....	Statistisk Aarbok for Kristiania, Christiania (official).
Wax .....	Japan .....	Chamber of Commerce Journal, Yokohama.
Wheat .....	Argentina .....	Anales de la Sociedad Rural Argentina, Buenos Aires.
	Australia .....	Queensland Agricultural Journal, Brisbane (official).
	Canada .....	Annual Report of Winnipeg Grain Exchange; Grain Growers' Guide; The Manitoba Free Press, Winnipeg.
	Denmark .....	Mæglernes Pris-Kurant, Copenhagen.
	England .....	The Economist, London.
	France .....	International Crop Report and Agricultural Statistics Rome (official).
	India .....	Prices and Wages in India, Calcutta (official); Wheat Prices in India, Calcutta (official); Wholesale and Retail Prices, Calcutta (official).
	Italy .....	Listini del Municipio di Milano, Milan.
	Japan .....	Chamber of Commerce Journal, Yokohama.
	New Zealand .....	New Zealand Trade Review and Price Current, Wellington.
	Russia .....	Vnyeshnaya Torgovlya po Evropeiskvi Granitsye (official).
	Sweden .....	Prisstegringen i Sverige under Kristtiden, Stockholm (official).
Whiting .....	do .....	Sociala Meddelanden, Stockholm (official).
Wine .....	France .....	Tablettes Statistiques et Documents Legislatifs, Paris.
Wood pulps .....	England .....	World's Paper Trade Review, London.
Wool .....	Australia .....	Journal of Commerce of Victoria and Melbourne Price Current, Melbourne.
	Canada .....	The Globe, Toronto.
	England .....	The Wool Record, Bradford.
	France .....	Bulletin de la Statistique Generale de la France, Paris.
	Germany .....	Vierteljahreshefte zur Statistik des deutschen Reiches Berlin (official).
	India .....	Prices and Wages in India, Calcutta (official); War Price and Freights at the end of September, 1917, Calcutta (official); War Prices and House Rents at the end of December, 1917, Calcutta (official).
	Italy .....	Revista Economica della Camera di Commercio di Napoli Napoli.
	Russia .....	Vnyeshnaya Torgovlya po Evropelskvi Granitsye (official).
Yarn:		
Worsted .....	Canada .....	Large manufacturers.
Wool .....	England .....	The Wool Record, Bradford.
Cotton .....	India .....	Prices and Wages in India, Calcutta (official); War Price and Freights at the end of September, 1917, Calcutta (official); War Prices and House Rents at the end of December, 1917, Calcutta (official).
Zinc .....	Australia .....	Australasian Hardware and Machinery, Sydney and Melbourne.
	Canada .....	Hardware and Metal.
	France .....	Reforme Economique, Paris.
	Germany .....	Vierteljahreshefte zur Statistik des deutschen Reiches Berlin (official).
	Italy .....	Bollettino della Camera di Commercio di Genova, Genoa.
	New Zealand .....	New Zealand Trade Review and Price Current, Wellington.
	Norway .....	Farmand, Christiania.
	Sweden .....	Prisstegringen i Sverige under Kristtiden, Stockholm (official).
Chloride .....	England .....	Chemical Trade Journal and Chemical Engineer, London.
Sulphate .....	do .....	Gas Engineers' Magazine, London.



















